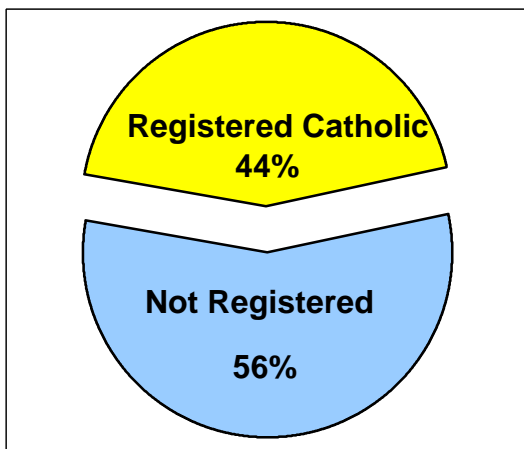


2000 U.S. Census Data - Report 2

Vicariate: Philadelphia - North

Cluster 16

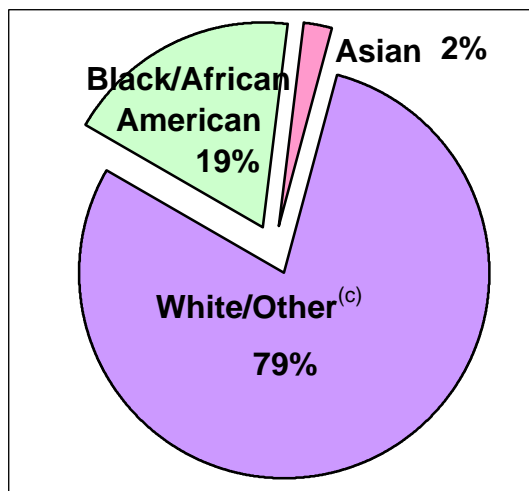
Based on the 2000 Census and 2000 Annual Pastoral Reports,
What share of the people living in the cluster territory are Catholic?



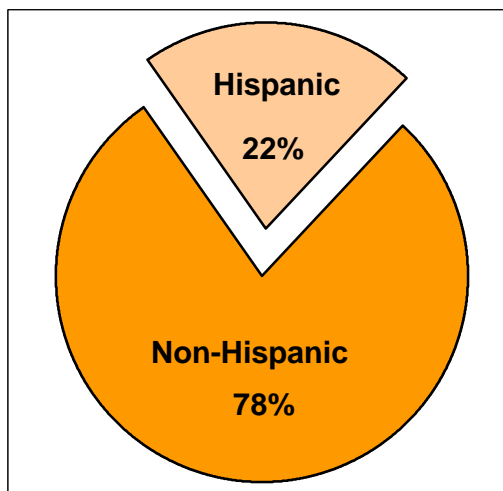
	Total	Reg. Catholic	Not. Reg.
Total	84,433	36,966	47,467
Asian	1,966	467	1,499
Black	15,676	210	15,466
White/Other	66,791	36,289	30,502
Hispanic	18,367	1,533	16,834
Non-Hispanic	66,066	35,433	30,633

Based on the 2000 Census, What racial groups live within the cluster boundaries?

Total Population by Race



Total Population by Hispanic Origin



Sources:

Archdiocese of Philadelphia, 2000 Annual Pastoral Reports.
U.S. Census Bureau, Census 2000 Redistricting Data (P.L. 94-171) Summary File, March 2001.

Notes:

- (a) Data are calculated by assigning each census block to a geography and aggregating all data for that geography.
- (b) Black/African American and Asian data shown for respondents who reported one race only.
- (c) White/Other includes White, American Indian/Alaskan Native, Native Hawaiian, Other Pacific Islander, Some Other Race, and people of two or more races.

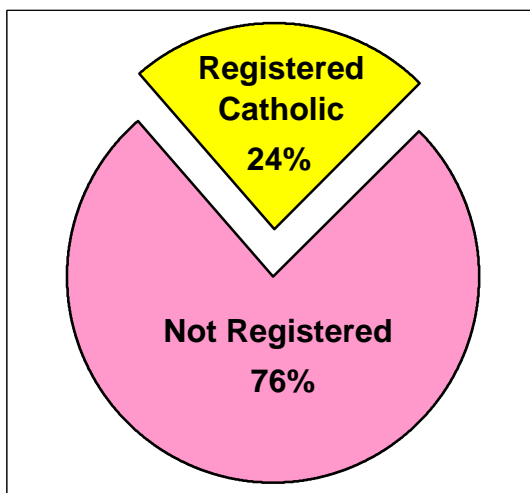
2000 U.S. Census Data - Report 2

Vicariate: Philadelphia - North

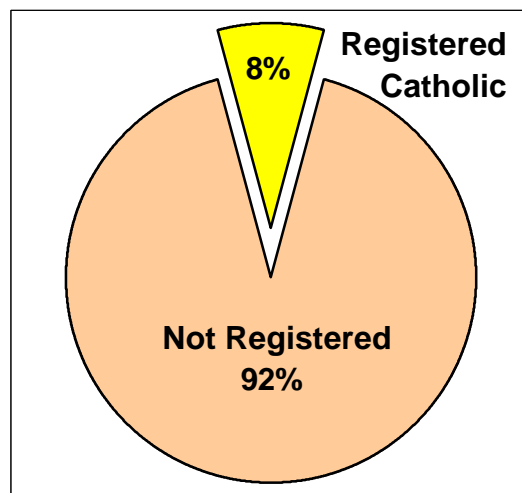
Cluster 16

Based on the 2000 Census and 2000 Annual Pastoral Reports,
What percentage of each group living in the cluster is Catholic?

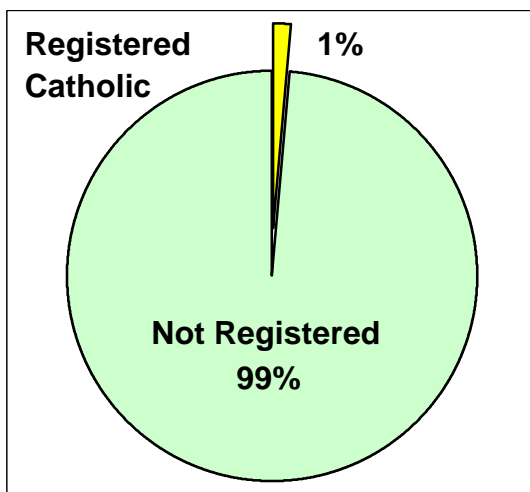
Asian



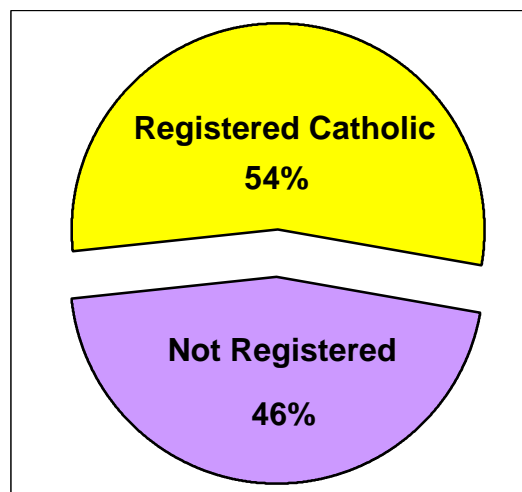
Hispanic



Black/African American



White/Other^(c)



Sources:

Archdiocese of Philadelphia, 2000 Annual Pastoral Reports.
U.S. Census Bureau, Census 2000 Redistricting Data (P.L. 94-171) Summary File, March 2001.

Notes:

- (a) Data are calculated by assigning each census block to a geography and aggregating all data for that geography.
- (b) Black/African American and Asian data shown for respondents who reported one race only.
- (c) White/Other includes White, American Indian/Alaskan Native, Native Hawaiian, Other Pacific Islander, Some Other Race, and people of two or more races.