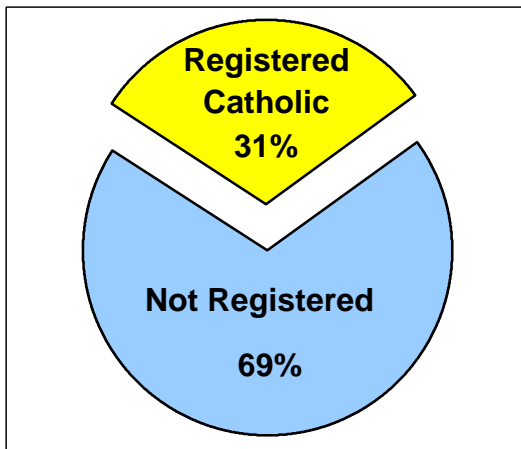


2000 U.S. Census Data - Report 2

Vicariate: Montgomery County

Cluster 74

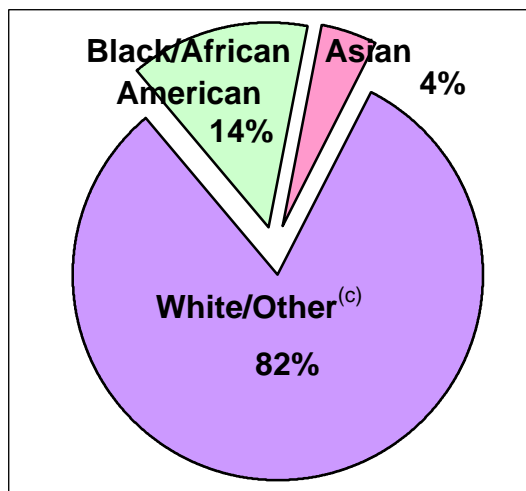
Based on the 2000 Census and 2000 Annual Pastoral Reports,
What share of the people living in the cluster territory are Catholic?



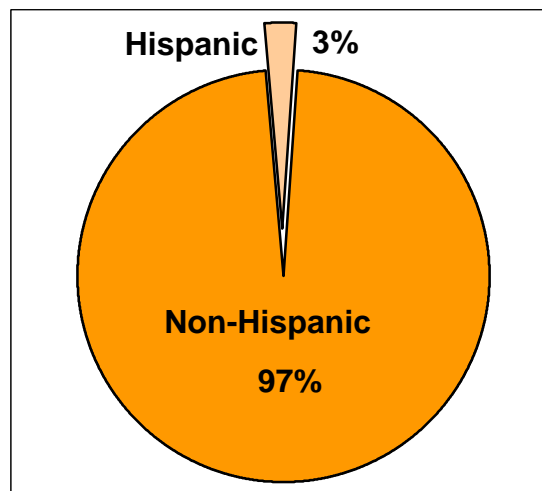
	Total	Reg. Catholic	Not. Reg.
Total	51,692	15,909	35,783
Asian	2,294	181	2,113
Black	7,289	135	7,154
White/Other	42,109	15,593	26,516
Hispanic	1,326	151	1,175
Non-Hispanic	50,366	15,758	34,608

Based on the 2000 Census, What racial groups live within the cluster boundaries?

Total Population by Race



Total Population by Hispanic Origin



Sources:

Archdiocese of Philadelphia, 2000 Annual Pastoral Reports.
U.S. Census Bureau, Census 2000 Redistricting Data (P.L. 94-171) Summary File, March 2001.

Notes:

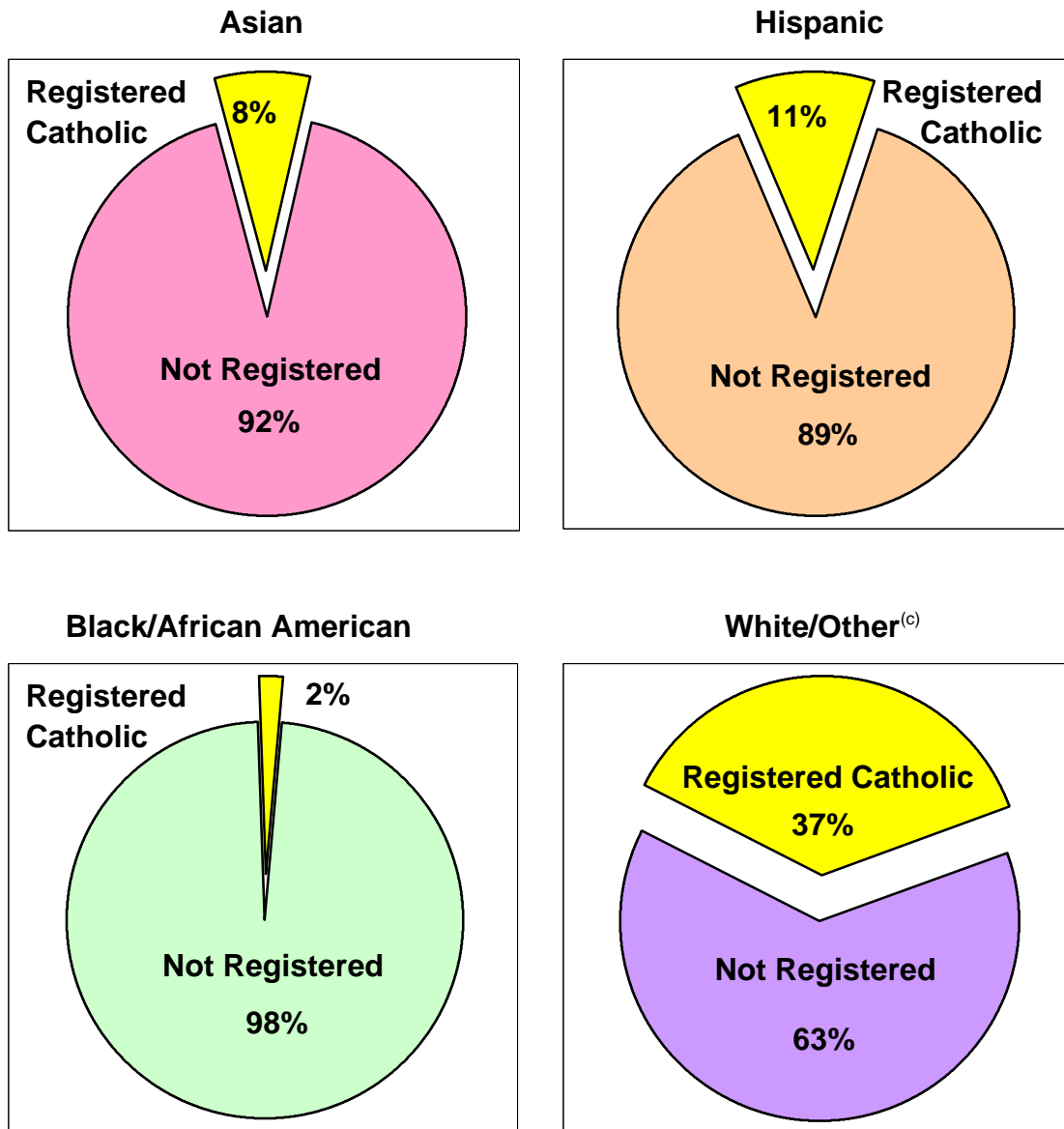
- (a) Data are calculated by assigning each census block to a geography and aggregating all data for that geography.
- (b) Black/African American and Asian data shown for respondents who reported one race only.
- (c) White/Other includes White, American Indian/Alaskan Native, Native Hawaiian, Other Pacific Islander, Some Other Race, and people of two or more races.

2000 U.S. Census Data - Report 2

Vicariate: Montgomery County

Cluster 74

Based on the 2000 Census and 2000 Annual Pastoral Reports,
What percentage of each group living in the cluster is Catholic?



Sources:

Archdiocese of Philadelphia, 2000 Annual Pastoral Reports.
U.S. Census Bureau, Census 2000 Redistricting Data (P.L. 94-171) Summary File, March 2001.

Notes:

- (a) Data are calculated by assigning each census block to a geography and aggregating all data for that geography.
- (b) Black/African American and Asian data shown for respondents who reported one race only.
- (c) White/Other includes White, American Indian/Alaskan Native, Native Hawaiian, Other Pacific Islander, Some Other Race, and people of two or more races.