

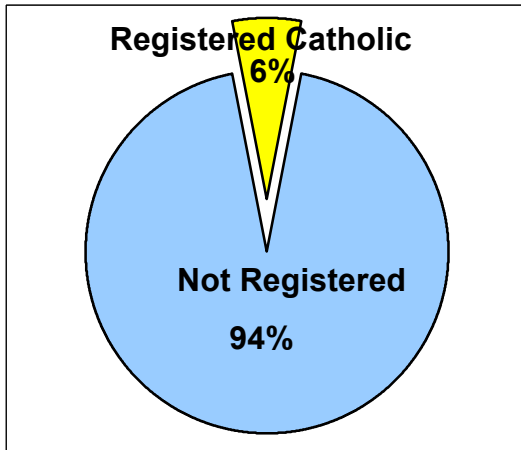
# 2000 U.S. Census Data - Report 2

Cluster: 18  
Vicariate: Philadelphia - North

FS#: 1195

Parish: **St. Francis of Assisi**

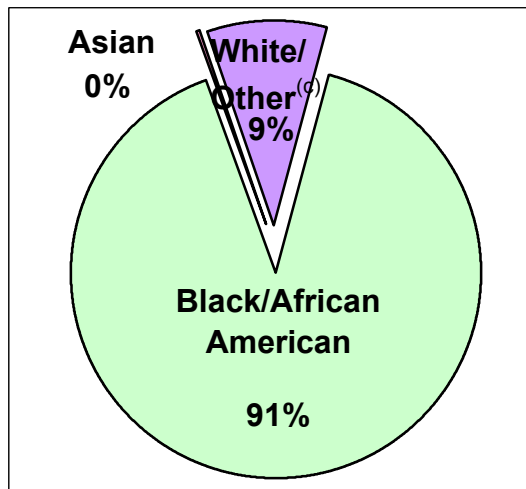
Based on the 2000 Census and 2000 Annual Pastoral Report,  
What share of the people living in the parish territory are Catholic?



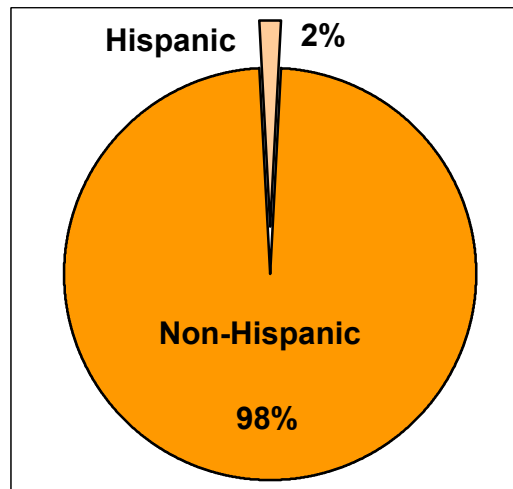
	<u>Total</u>	<u>Reg. Catholic</u>	<u>Not. Reg.</u>
<b>Total</b>	17,020	1,044	15,976
<b>Asian</b>	71	8	63
<b>Black</b>	15,365	600	14,765
<b>White/Other</b>	1,584	436	1,148
<b>Hispanic</b>	306	12	294
<b>Non-Hispanic</b>	16,714	1,032	15,682

Based on the 2000 Census, What racial groups live within the parish boundaries?

**Total Population by Race**



**Total Population by Hispanic Origin**



**Sources:**

Archdiocese of Philadelphia, 2000 Annual Pastoral Report.  
U.S. Census Bureau, Census 2000 Redistricting Data (P.L. 94-171) Summary File, March 2001.

**Notes:**

- (a) Data are calculated by assigning each census block to a geography and aggregating all data for that geography.
- (b) Black/African American and Asian data shown for respondents who reported one race only.
- (c) White/Other includes White, American Indian/Alaskan Native, Native Hawaiian, Other Pacific Islander, Some Other Race, and people of two or more races.

# 2000 U.S. Census Data - Report 2

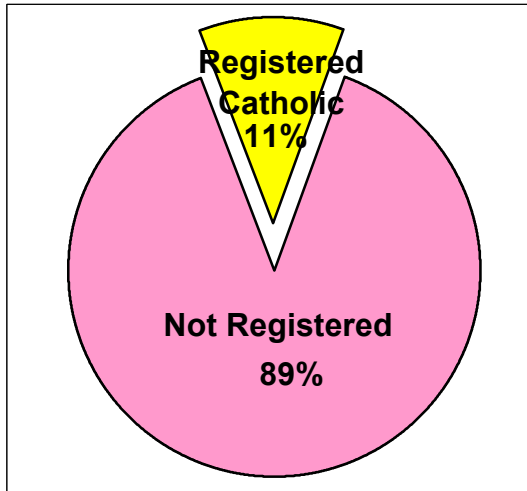
Cluster: 18  
Vicariate: Philadelphia - North

FS#: 1195

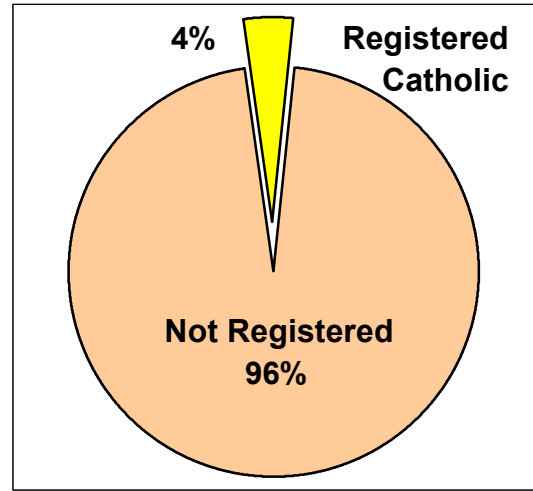
Parish: **St. Francis of Assisi**

Based on the 2000 Census and 2000 Annual Pastoral Report,  
What percentage of each group living in the parish is Catholic?

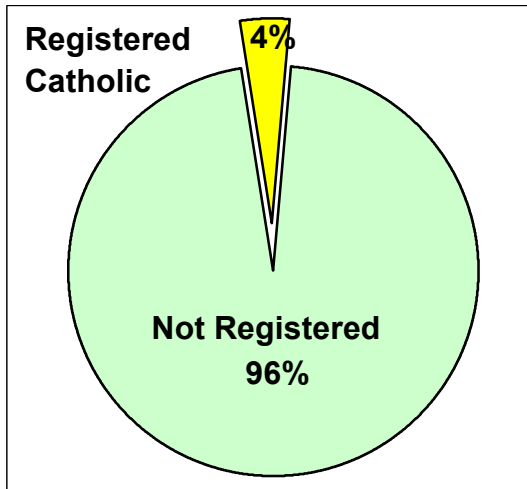
**Asian**



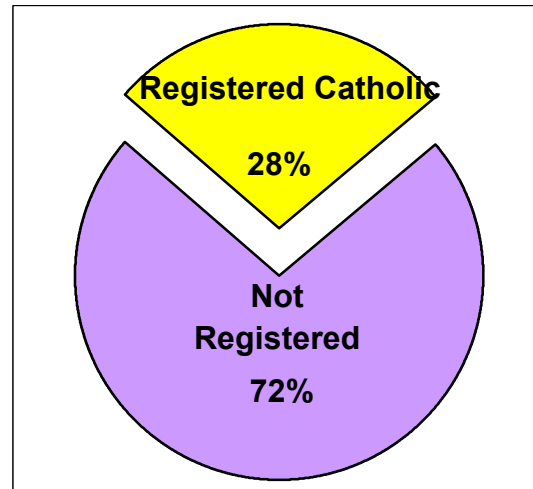
**Hispanic**



**Black/African American**



**White/Other<sup>(c)</sup>**



**Sources:**

Archdiocese of Philadelphia, 2000 Annual Pastoral Report.  
U.S. Census Bureau, Census 2000 Redistricting Data (P.L. 94-171) Summary File, March 2001.

**Notes:**

- (a) Data are calculated by assigning each census block to a geography and aggregating all data for that geography.
- (b) Black/African American and Asian data shown for respondents who reported one race only.
- (c) White/Other includes White, American Indian/Alaskan Native, Native Hawaiian, Other Pacific Islander, Some Other Race, and people of two or more races.