

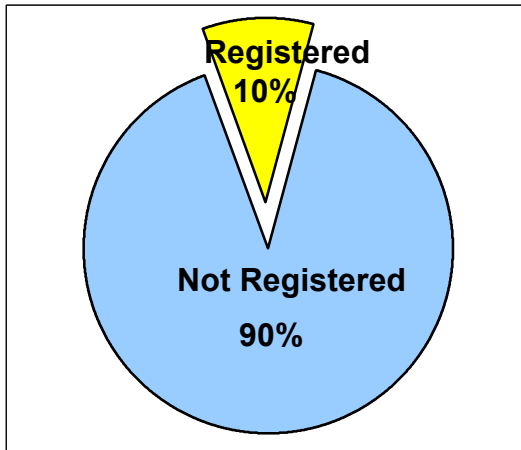
2000 U.S. Census Data - Report 2

Cluster: 22
Vicariate: Philadelphia - South

FS#: 1450

Parish: **St. Michael**

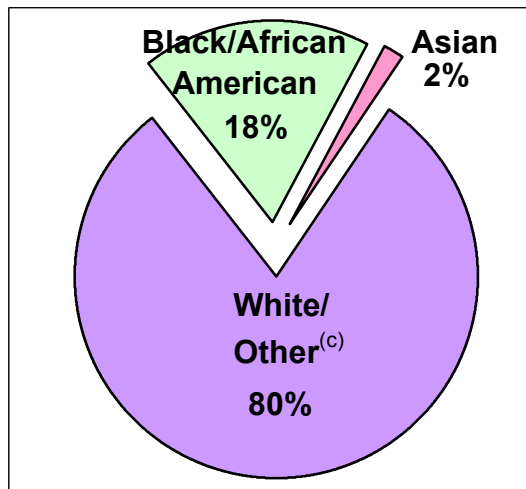
Based on the 2000 Census and 2000 Annual Pastoral Report,
What share of the people living in the parish territory are Catholic?



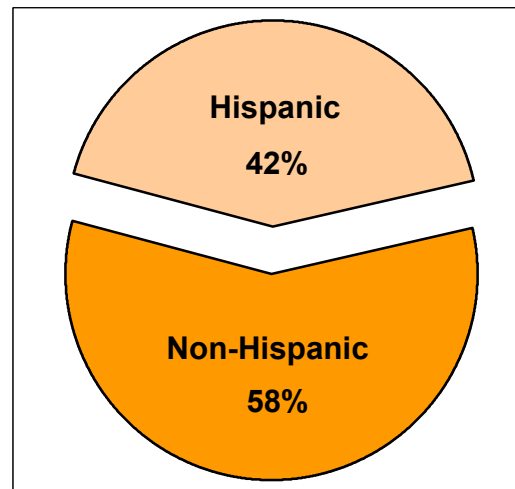
| | Total | Reg. Catholic | Not. Reg. |
|---------------------|-------|---------------|-----------|
| Total | 4,974 | 479 | 4,495 |
| Asian | 84 | 2 | 82 |
| Black | 917 | 2 | 915 |
| White/Other | 3,973 | 475 | 3,498 |
| Hispanic | 2,106 | 160 | 1,946 |
| Non-Hispanic | 2,868 | 319 | 2,549 |

Based on the 2000 Census, What racial groups live within the parish boundaries?

Total Population by Race



Total Population by Hispanic Origin



Sources:

Archdiocese of Philadelphia, 2000 Annual Pastoral Report.
U.S. Census Bureau, Census 2000 Redistricting Data (P.L. 94-171) Summary File, March 2001.

Notes:

- (a) Data are calculated by assigning each census block to a geography and aggregating all data for that geography.
- (b) Black/African American and Asian data shown for respondents who reported one race only.
- (c) White/Other includes White, American Indian/Alaskan Native, Native Hawaiian, Other Pacific Islander, Some Other Race, and people of two or more races.

2000 U.S. Census Data - Report 2

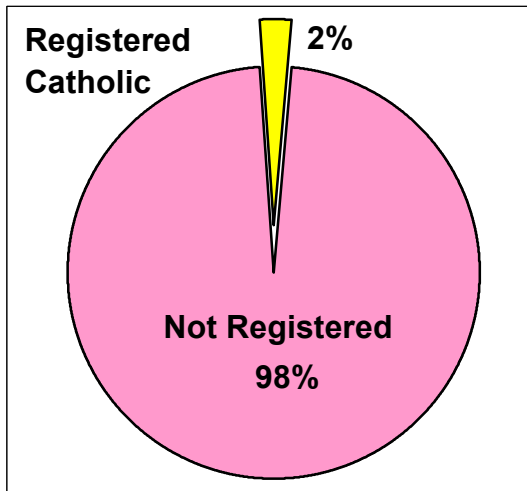
Cluster: 22
Vicariate: Philadelphia - South

FS#: 1450

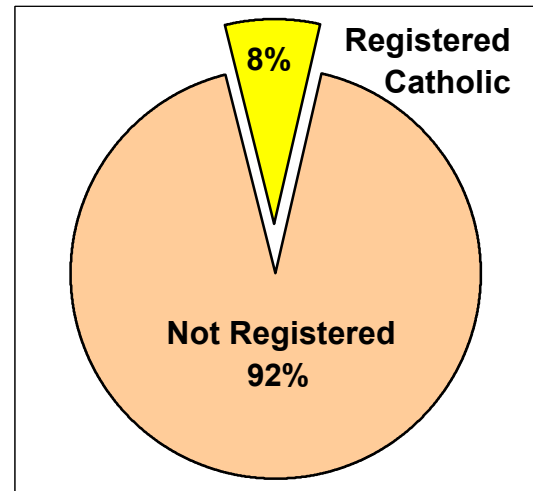
Parish: **St. Michael**

Based on the 2000 Census and 2000 Annual Pastoral Report,
What percentage of each group living in the parish is Catholic?

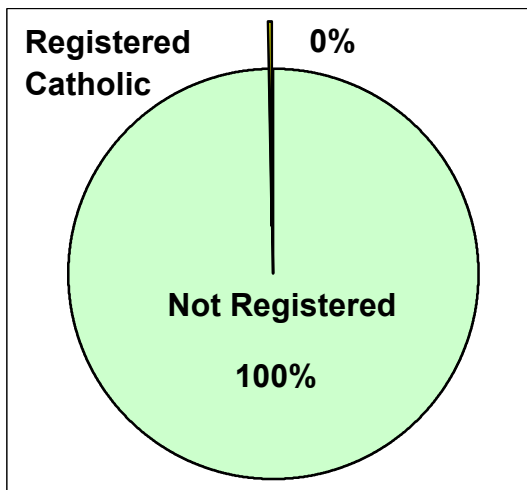
Asian



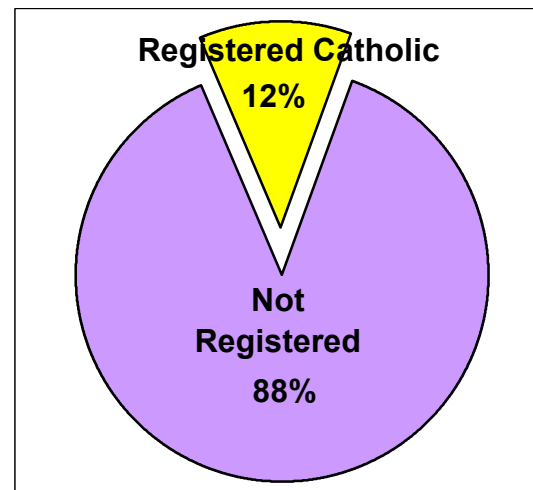
Hispanic



Black/African American



White/Other^(c)



Sources:

Archdiocese of Philadelphia, 2000 Annual Pastoral Report.
U.S. Census Bureau, Census 2000 Redistricting Data (P.L. 94-171) Summary File, March 2001.

Notes:

- (a) Data are calculated by assigning each census block to a geography and aggregating all data for that geography.
- (b) Black/African American and Asian data shown for respondents who reported one race only.
- (c) White/Other includes White, American Indian/Alaskan Native, Native Hawaiian, Other Pacific Islander, Some Other Race, and people of two or more races.