

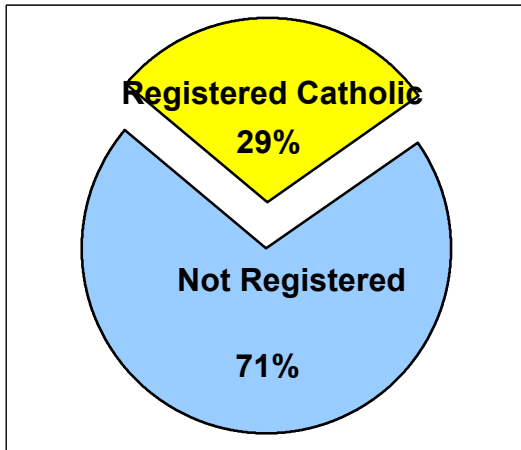
2000 U.S. Census Data - Report 2

Cluster: 75
Vicariate: Montgomery

FS#: 2420

Parish: **St. Stanislaus**

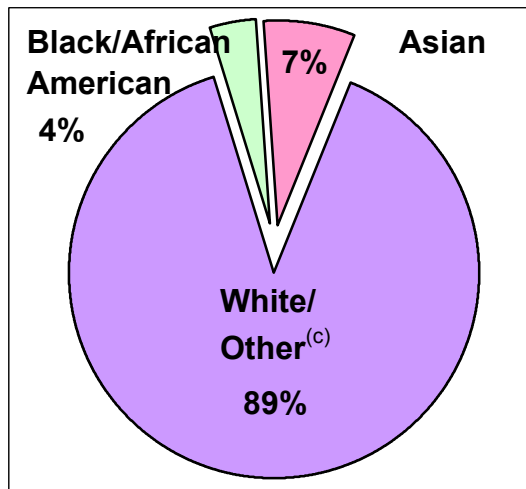
Based on the 2000 Census and 2000 Annual Pastoral Report,
What share of the people living in the parish territory are Catholic?



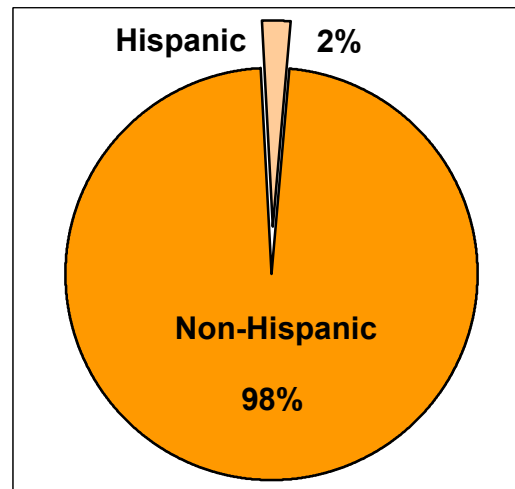
	<u>Total</u>	<u>Reg. Catholic</u>	<u>Not. Reg.</u>
Total	30,116	8,816	21,300
Asian	2,151	88	2,063
Black	1,111	10	1,101
White/Other	26,854	8,718	18,136
Hispanic	694	87	607
Non-Hispanic	29,422	8,729	20,693

Based on the 2000 Census, What racial groups live within the parish boundaries?

Total Population by Race



Total Population by Hispanic Origin



Sources:

Archdiocese of Philadelphia, 2000 Annual Pastoral Report.
U.S. Census Bureau, Census 2000 Redistricting Data (P.L. 94-171) Summary File, March 2001.

Notes:

- (a) Data are calculated by assigning each census block to a geography and aggregating all data for that geography.
- (b) Black/African American and Asian data shown for respondents who reported one race only.
- (c) White/Other includes White, American Indian/Alaskan Native, Native Hawaiian, Other Pacific Islander, Some Other Race, and people of two or more races.

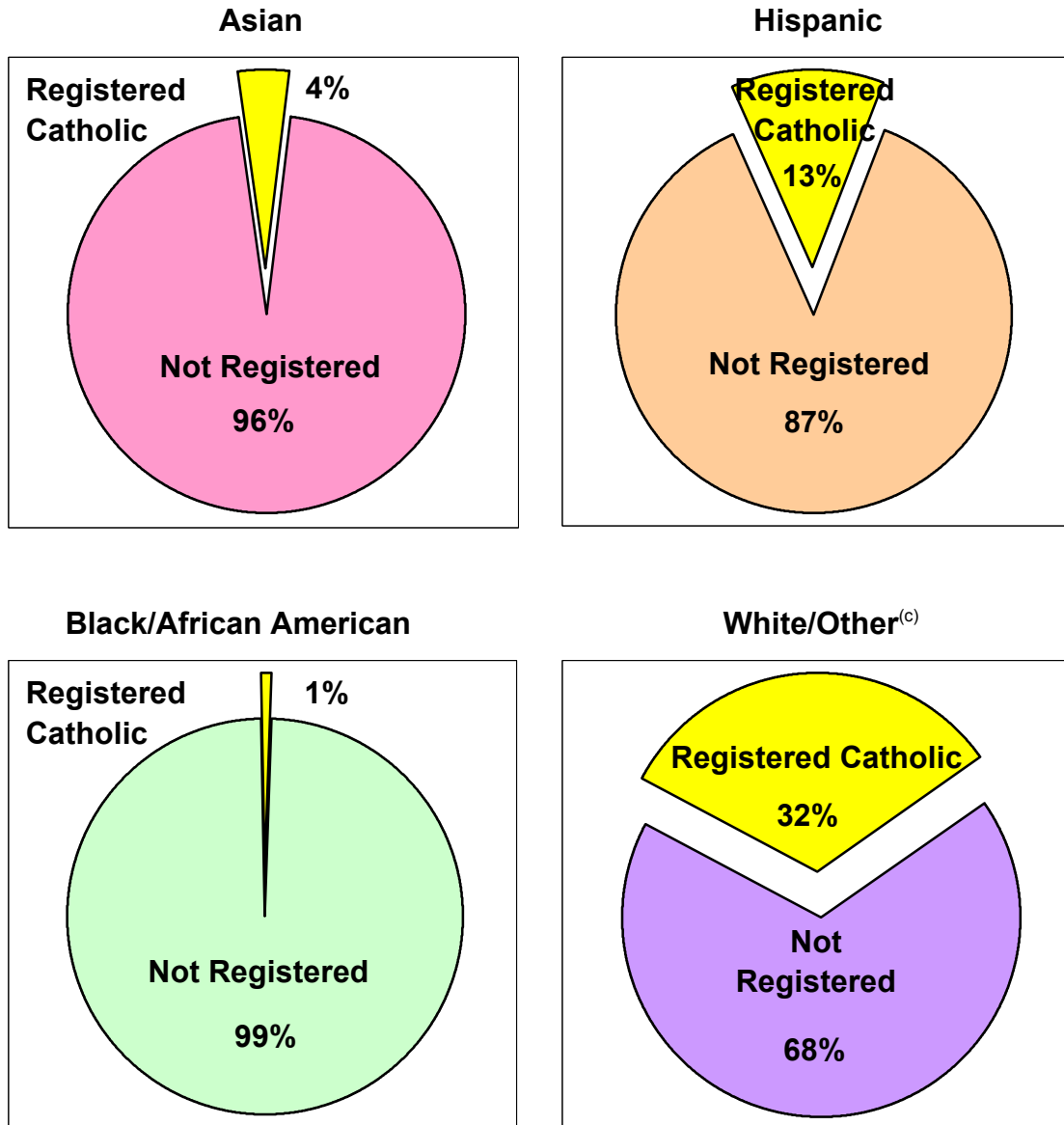
2000 U.S. Census Data - Report 2

Cluster: 75
Vicariate: Montgomery

FS#: 2420

Parish: **St. Stanislaus**

Based on the 2000 Census and 2000 Annual Pastoral Report,
What percentage of each group living in the parish is Catholic?



Sources:

Archdiocese of Philadelphia, 2000 Annual Pastoral Report.
U.S. Census Bureau, Census 2000 Redistricting Data (P.L. 94-171) Summary File, March 2001.

Notes:

- (a) Data are calculated by assigning each census block to a geography and aggregating all data for that geography.
- (b) Black/African American and Asian data shown for respondents who reported one race only.
- (c) White/Other includes White, American Indian/Alaskan Native, Native Hawaiian, Other Pacific Islander, Some Other Race, and people of two or more races.