

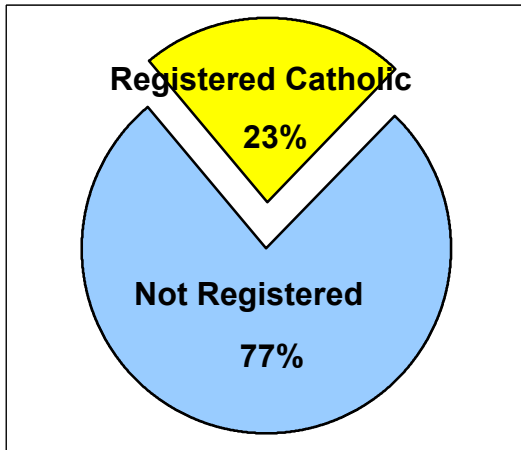
# 2000 U.S. Census Data - Report 2

Cluster: 66  
Vicariate: Delaware

FS#: 2430

Parish: **St. Francis de Sales**

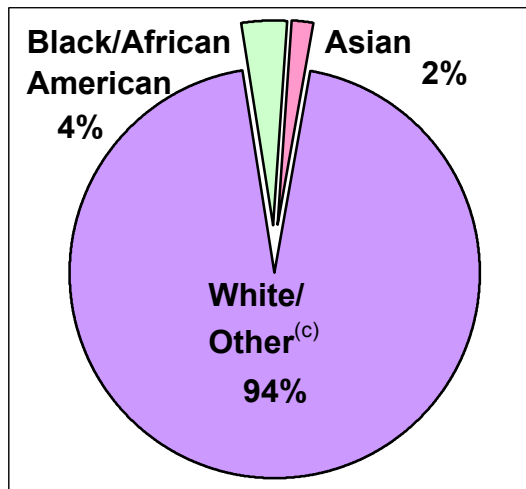
Based on the 2000 Census and 2000 Annual Pastoral Report,  
What share of the people living in the parish territory are Catholic?



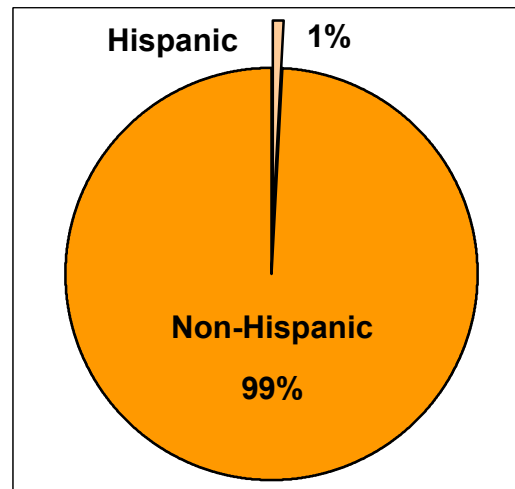
	<u>Total</u>	<u>Reg. Catholic</u>	<u>Not. Reg.</u>
<b>Total</b>	13,769	3,213	10,556
<b>Asian</b>	225	8	217
<b>Black</b>	485	-	485
<b>White/Other</b>	13,059	3,205	9,854
<b>Hispanic</b>	129	4	125
<b>Non-Hispanic</b>	13,640	3,209	10,431

Based on the 2000 Census, What racial groups live within the parish boundaries?

**Total Population by Race**



**Total Population by Hispanic Origin**



**Sources:**

Archdiocese of Philadelphia, 2000 Annual Pastoral Report.  
U.S. Census Bureau, Census 2000 Redistricting Data (P.L. 94-171) Summary File, March 2001.

**Notes:**

- (a) Data are calculated by assigning each census block to a geography and aggregating all data for that geography.
- (b) Black/African American and Asian data shown for respondents who reported one race only.
- (c) White/Other includes White, American Indian/Alaskan Native, Native Hawaiian, Other Pacific Islander, Some Other Race, and people of two or more races.

# 2000 U.S. Census Data - Report 2

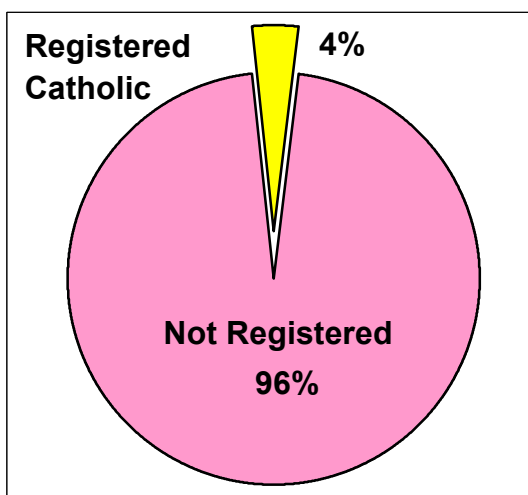
Cluster: 66  
Vicariate: Delaware

FS#: 2430

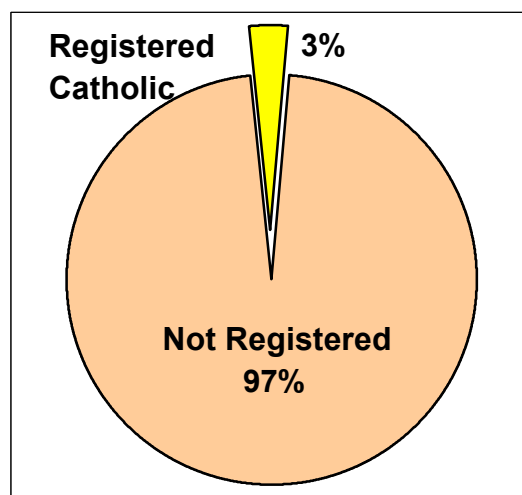
Parish: **St. Francis de Sales**

Based on the 2000 Census and 2000 Annual Pastoral Report,  
What percentage of each group living in the parish is Catholic?

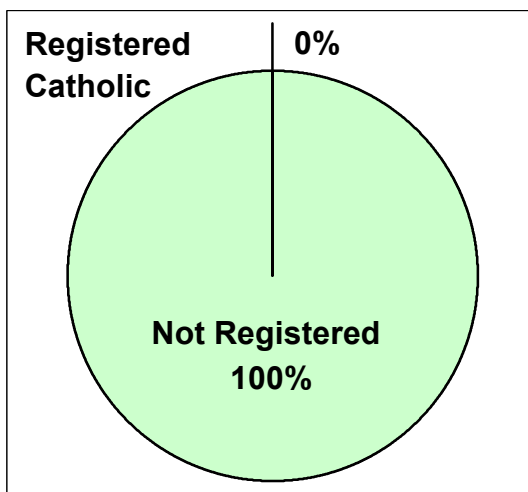
**Asian**



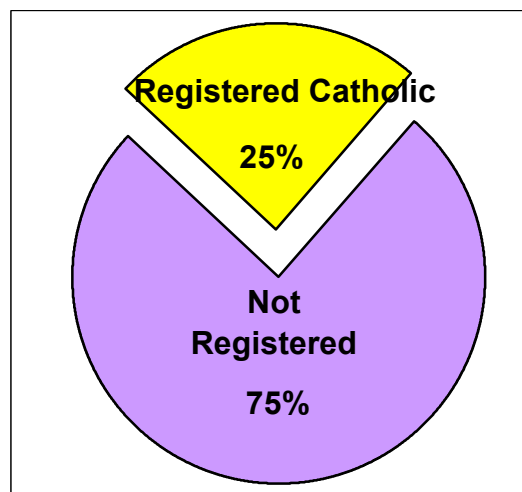
**Hispanic**



**Black/African American**



**White/Other<sup>(c)</sup>**



**Sources:**

Archdiocese of Philadelphia, 2000 Annual Pastoral Report.  
U.S. Census Bureau, Census 2000 Redistricting Data (P.L. 94-171) Summary File, March 2001.

**Notes:**

- (a) Data are calculated by assigning each census block to a geography and aggregating all data for that geography.
- (b) Black/African American and Asian data shown for respondents who reported one race only.
- (c) White/Other includes White, American Indian/Alaskan Native, Native Hawaiian, Other Pacific Islander, Some Other Race, and people of two or more races.