

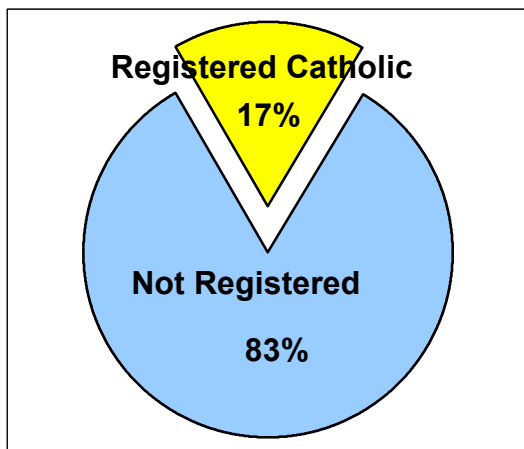
2000 U.S. Census Data - Report 2

Cluster: 43
Vicariate: Chester

FS#: 2715

Parish: **St. Thomas More**

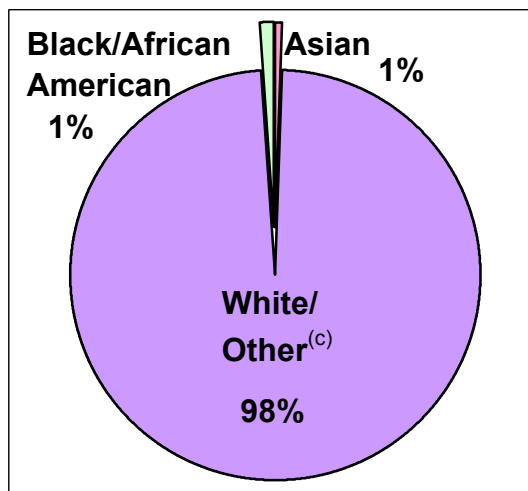
Based on the 2000 Census and 2000 Annual Pastoral Report,
What share of the people living in the parish territory are Catholic?



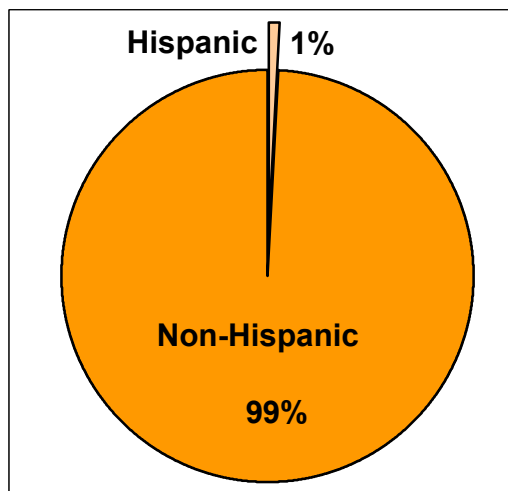
| | <u>Total</u> | <u>Reg. Catholic</u> | <u>Not. Reg.</u> |
|---------------------|--------------|----------------------|------------------|
| Total | 18,196 | 3,081 | 15,115 |
| Asian | 93 | - | 93 |
| Black | 193 | - | 193 |
| White/Other | 17,910 | 3,081 | 14,829 |
| Hispanic | 134 | - | 134 |
| Non-Hispanic | 18,062 | 3,081 | 14,981 |

Based on the 2000 Census, What racial groups live within the parish boundaries?

Total Population by Race



Total Population by Hispanic Origin



Sources:

Archdiocese of Philadelphia, 2000 Annual Pastoral Report.
U.S. Census Bureau, Census 2000 Redistricting Data (P.L. 94-171) Summary File, March 2001.

Notes:

- (a) Data are calculated by assigning each census block to a geography and aggregating all data for that geography.
- (b) Black/African American and Asian data shown for respondents who reported one race only.
- (c) White/Other includes White, American Indian/Alaskan Native, Native Hawaiian, Other Pacific Islander, Some Other Race, and people of two or more races.

2000 U.S. Census Data - Report 2

Cluster: 43
Vicariate: Chester

FS#: 2715

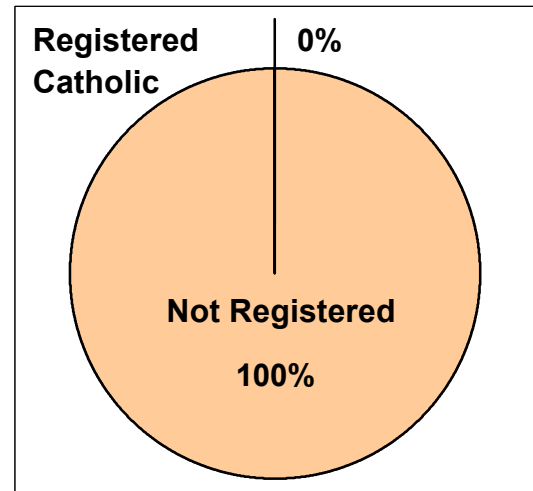
Parish: **St. Thomas More**

Based on the 2000 Census and 2000 Annual Pastoral Report,
What percentage of each group living in the parish is Catholic?

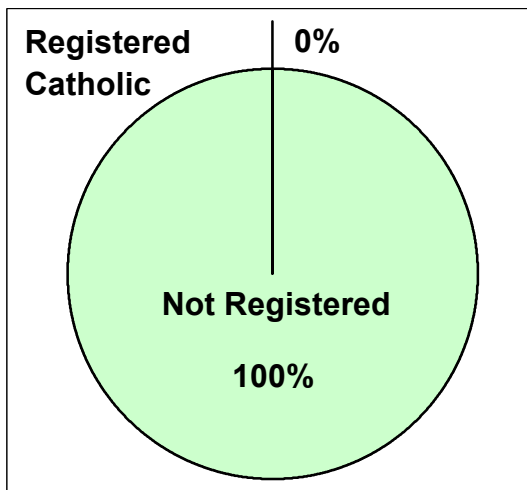
Asian



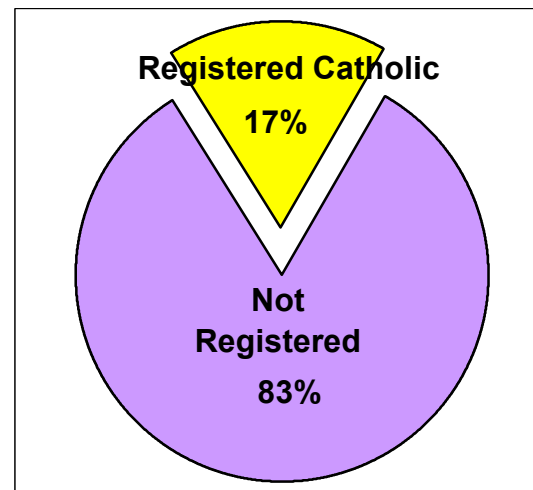
Hispanic



Black/African American



White/Other^(c)



Sources:

Archdiocese of Philadelphia, 2000 Annual Pastoral Report.
U.S. Census Bureau, Census 2000 Redistricting Data (P.L. 94-171) Summary File, March 2001.

Notes:

- (a) Data are calculated by assigning each census block to a geography and aggregating all data for that geography.
- (b) Black/African American and Asian data shown for respondents who reported one race only.
- (c) White/Other includes White, American Indian/Alaskan Native, Native Hawaiian, Other Pacific Islander, Some Other Race, and people of two or more races.