

2000 U.S. Census Data - Report 4a

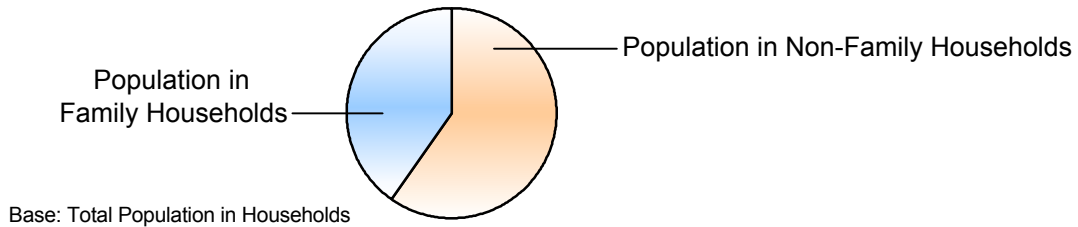
Cluster: 20
 Vicariate: Philadelphia - South
 Parish: **Cathedral Basilica of SS. Peter and Paul**

FS# : 1003

	Population		Households	
	#	Pct.	#	Pct.
Total (in Parish Boundaries)	10,350	100.0%	5,954	100.0%

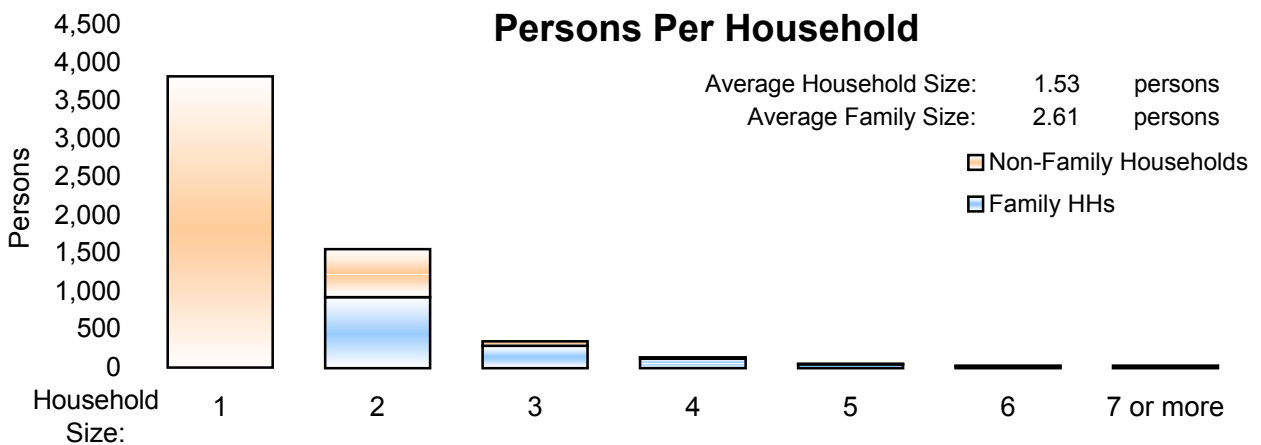
Where do people live?

	Population #	Population Pct.	Households #	Households Pct.
In Households	9,089	87.8%	5,954	100.0%
Family Households	3,666	35.4%	1,407	23.6%
Married Couple Family			976	16.4%
Male Householder, no wife present			108	1.8%
Female Householder, no husband present			323	5.4%



	Population		Households	
	#	Pct.	#	Pct.
Non-Family Households	5,423	52.4%	4,547	76.4%
Single Person Households (total)	3,823	36.9%	3,823	64.2%
Single Person Households Over 65 Years	1,273	12.3%	1,273	21.4%
Other Non Family Households (total)	1,600	15.5%	724	12.2%

Households with: Same-Sex Unmarried Partners	In Family or Non-Family Households	56	0.9%
Households with: Opposite-Sex Unmarried Partners	In Family or Non-Family Households	228	3.8%



	Population #	Population Pct.
In Group Quarters (Total)	1,261	12.2%
Institutional Population	703	6.8%
Noninstitutionalized Population	558	5.4%

2000 U.S. Census Data - Report 4b

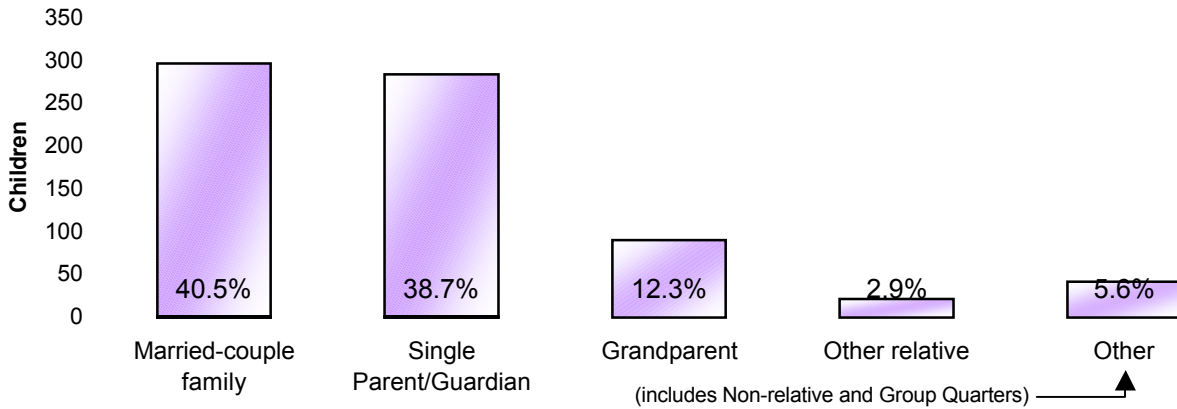
Cluster: 20
 Vicariate: Philadelphia - South
 Parish: **Cathedral Basilica of SS. Peter and Paul**

FS#: 1003

Population

Where do Children - Under Age 18 - Live?

	#	Pct.
Total Children - Under Age 18 (in Parish Boundaries)	733	100.0%
<i>In Households</i>	705	96.2%
Householder or spouse is under 18	2	0.3%
With Related:		
Married-couple family	297	40.5%
Male householder, no wife present	49	6.7%
Female householder, no husband present	235	32.1%
Grandparent householder	90	12.3%
Other related householder	21	2.9%
With Nonrelatives	11	1.5%
<i>In Group Quarters</i>	28	3.8%
Institutionalized population	6	0.8%
Noninstitutionalized population	22	3.0%



Where do Adults - Age 65 and older - Live?

	#	Pct.
Total Adults - Age 65 and older (in Parish Boundaries)	2,233	100.0%
<i>In Households</i>	1,968	88.1%
Family Households:		
Is Householder or Spouse	542	24.3%
With Householder Child	29	1.3%
With Other Relative householder	39	1.7%
With Non-Related Householder	5	0.2%
In Nonfamily households:		
Male Living Alone	271	12.1%
Female Living Alone	1,002	44.9%
Other	80	3.6%
<i>In group quarters:</i>	265	11.9%
Institutionalized population	239	10.7%
Noninstitutionalized population	26	1.2%

2000 U.S. Census Data - Report 4c

Cluster: 20
Vicariate: Philadelphia - South

FS#: 1003

Parish: **Cathedral Basilica of SS. Peter and Paul**

What do we know about Catholic Households?	Population		Households	
	#	Pct.	#	Pct.
Registered Catholic (Total)	1,318	100.0%	696	100.0%
Single Person Households	293	22.2%	293	42.1%
Religiously Mixed Households			10	1.4%
Contributing Households			367	52.7%

Household Charts:




Base: Total Registered Catholic Households

How many housing units are in the parish?

Housing Units

	#	Pct. of Total
Total Housing Units	6,752	100.0%
Occupied	5,954	88.2%
Owner-occupied	1,614	23.9%
Renter-occupied	4,340	64.3%
Vacant	798	11.8%



- Notes:
- (a) Sources: U.S. Census Bureau; 2000 Census of Population and Housing, Summary File 1; (August 2001), 2000 Annual Pastoral Report, completed by pastors for the Chancery Office.
 - (b) Data are calculated by assignment and aggregation of census block/tract to reported geography.
 - (c) Percentages may not total to 100% due to rounding.
 - (d) Average Household and Average Family Size computed as means.

2000 U.S. Census Reports 4a, 4b, and 4c

The U.S. Census Bureau collects data on the people of the United States every 10 years. The 2000 U.S. Census Reports are produced by the Office for Research and Planning of the Archdiocese of Philadelphia for use by pastors. A complete glossary of U.S. Census terminology may be found at: <http://www.census.gov/main/www/glossary.html>. Listed below are definitions to help you understand U.S. Census Reports 4a, 4b, and 4c.

Important Definitions from the U.S. Census:

The census reports two main kinds of housing: households and group quarters:

A **household** is a house, apartment, mobile home or trailer, or a single/group of rooms occupied as separate living quarters.

A **family** includes a householder (the person in whose name the home is owned or rented) and one or more people living in the same household who are related to the householder by birth, marriage, or adoption.

Non-family households are comprised of a householder living alone or with non-relatives only.

In most cases, the **householder** is the person (or one of the people) in whose name the home is owned or rented and/or is listed as Person 1 on the census questionnaire.

A household which contains **unmarried partners** (a householder and his or her partner who are not legally married or participating in a common law marriage) can be either a family or a non-family household. If related persons (e.g. children) live there also, this would be a family household.

Institutional Group Quarters contain people under the care or supervision of trained staff, and classified as "patients" or "inmates" in juvenile and correctional institutions, nursing homes and hospitals for chronically ill.

Non-Institutional Group Quarters contain people living in group quarters other than institutions including college dormitories, religious/other group homes, missions and shelters.

A **Housing Unit** is a house, apartment, mobile home or trailer, group of rooms, or a single room occupied as separate living quarters in which occupants live separately from other individuals in the building.

The following terms are used by the Chancery and the Research and Planning Office when collecting data in the Annual Pastoral Report:

A **Religiously Mixed Household** is a registered household in which at least one member is not Catholic.

A **Contributing Household** is a registered household that regularly uses Church envelopes or is a known financial contributor.