

2000 U.S. Census Data - Report 4a

Cluster: 33
 Vicariate: Philadelphia - South
 Parish:

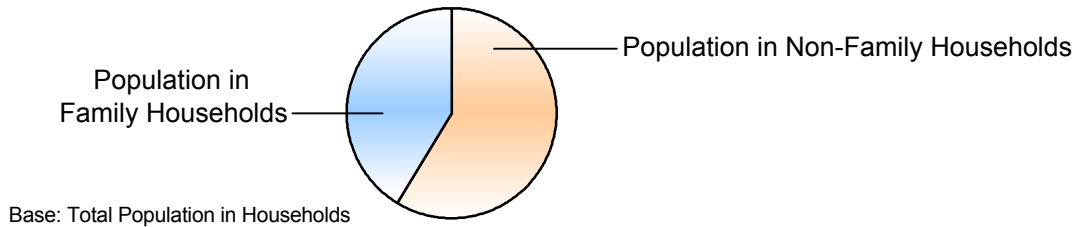
FS# : 1010

St. Agatha-St. James

	Population		Households	
	#	Pct.	#	Pct.
Total (in Parish Boundaries)	31,070	100.0%	9,498	100.0%

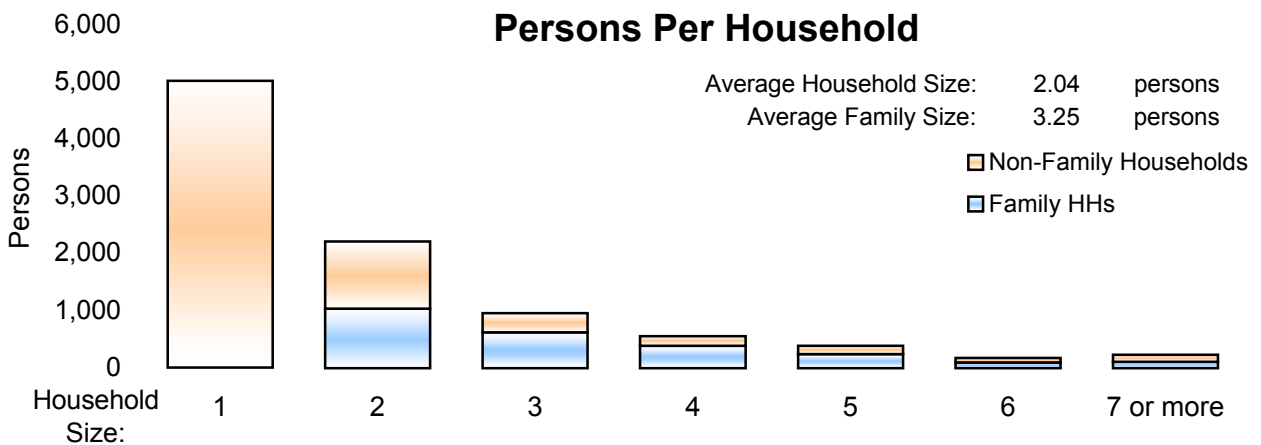
Where do people live?

	Population	Households
	#	Pct.
In Households	19,373	62.4%
Family Households	7,995	25.7%
Married Couple Family		973 10.2%
Male Householder, no wife present		250 2.6%
Female Householder, no husband present		1,234 13.0%



	Population		Households	
	#	Pct.	#	Pct.
Non-Family Households	11,378	36.6%	7,041	74.1%
Single Person Households (total)	5,018	16.2%	5,018	52.8%
Single Person Households Over 65 Years	580	1.9%	580	6.1%
Other Non Family Households (total)	6,360	20.5%	2,023	21.3%

Households with: Same-Sex Unmarried Partners	In Family or Non-Family Households	57	0.6%
Households with: Opposite-Sex Unmarried Partners		359	3.8%



	Population
	#
In Group Quarters (Total)	11,697
Institutional Population	646
Noninstitutionalized Population	11,051

2000 U.S. Census Data - Report 4b

Cluster: 33
Vicariate: Philadelphia - South

FS#: 1010

Parish: **St. Agatha-St. James**

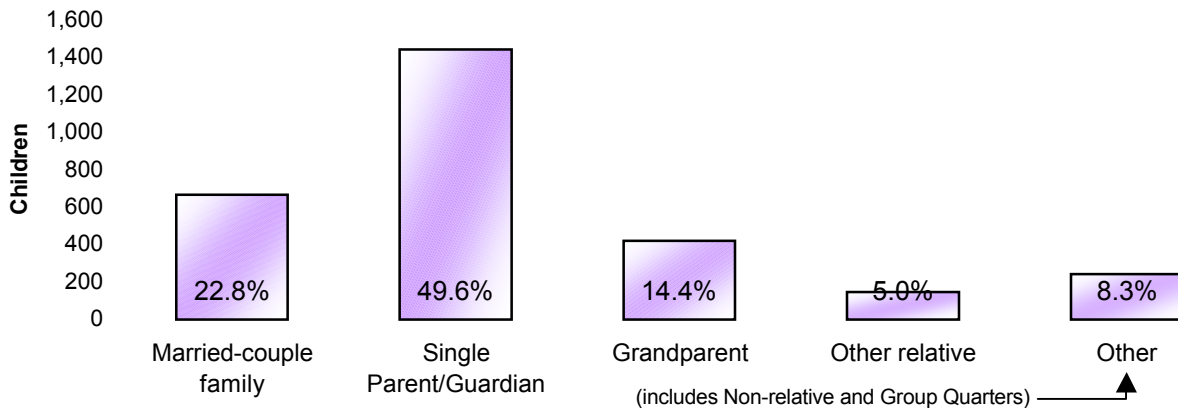
Population

Where do Children - Under Age 18 - Live?

Total Children - Under Age 18 (in Parish Boundaries)

In Households

	#	Pct.
Total Children - Under Age 18 (in Parish Boundaries)	2,909	100.0%
<i>In Households</i>	2,754	94.7%
Householder or spouse is under 18	8	0.3%
With Related:		
Married-couple family	663	22.8%
Male householder, no wife present	144	5.0%
Female householder, no husband present	1,299	44.7%
Grandparent householder	419	14.4%
Other related householder	144	5.0%
With Nonrelatives	77	2.6%
<i>In Group Quarters</i>	155	5.3%
Institutionalized population	4	0.1%
Noninstitutionalized population	151	5.2%



Where do Adults - Age 65 and older - Live?

Total Adults - Age 65 and older (in Parish Boundaries)

In Households

	#	Pct.
Total Adults - Age 65 and older (in Parish Boundaries)	1,567	100.0%
<i>In Households</i>	1,162	74.2%
Family Households:		
Is Householder or Spouse	402	25.7%
With Householder Child	40	2.6%
With Other Relative householder	55	3.5%
With Non-Related Householder	11	0.7%
In Nonfamily households:		
Male Living Alone	177	11.3%
Female Living Alone	403	25.7%
Other	74	4.7%
<i>In group quarters:</i>	405	25.8%
Institutionalized population	334	21.3%
Noninstitutionalized population	71	4.5%

2000 U.S. Census Data - Report 4c

Cluster: 33
Vicariate: Philadelphia - South

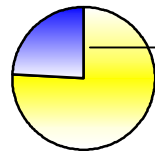
FS#: 1010

Parish:

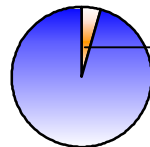
St. Agatha-St. James

What do we know about Catholic Households?	Population		Households	
	#	Pct.	#	Pct.
Registered Catholic (Total)	230	100.0%	132	100.0%
Single Person Households	100	43.5%	100	75.8%
Religiously Mixed Households			6	4.5%
Contributing Households			66	50.0%

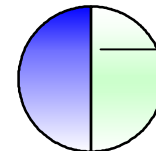
Household Charts:



Single Person Households



Religiously Mixed Households




Contributing Households

Base: Total Registered Catholic Households

How many housing units are in the parish?

Housing Units

	#	Pct. of Total
Total Housing Units	10,604	100.0%
Occupied	9,498	89.6%
Owner-occupied	1,280	12.1%
Renter-occupied	8,218	77.5%
Vacant	1,106	10.4%



- Notes:
- (a) Sources: U.S. Census Bureau; 2000 Census of Population and Housing, Summary File 1; (August 2001), 2000 Annual Pastoral Report, completed by pastors for the Chancery Office.
 - (b) Data are calculated by assignment and aggregation of census block/tract to reported geography.
 - (c) Percentages may not total to 100% due to rounding.
 - (d) Average Household and Average Family Size computed as means.

2000 U.S. Census Reports 4a, 4b, and 4c

The U.S. Census Bureau collects data on the people of the United States every 10 years. The 2000 U.S. Census Reports are produced by the Office for Research and Planning of the Archdiocese of Philadelphia for use by pastors. A complete glossary of U.S. Census terminology may be found at: <http://www.census.gov/main/www/glossary.html>. Listed below are definitions to help you understand U.S. Census Reports 4a, 4b, and 4c.

Important Definitions from the U.S. Census:

The census reports two main kinds of housing: households and group quarters:

A **household** is a house, apartment, mobile home or trailer, or a single/group of rooms occupied as separate living quarters.

A **family** includes a householder (the person in whose name the home is owned or rented) and one or more people living in the same household who are related to the householder by birth, marriage, or adoption.

Non-family households are comprised of a householder living alone or with non-relatives only.

In most cases, the **householder** is the person (or one of the people) in whose name the home is owned or rented and/or is listed as Person 1 on the census questionnaire.

A household which contains **unmarried partners** (a householder and his or her partner who are not legally married or participating in a common law marriage) can be either a family or a non-family household. If related persons (e.g. children) live there also, this would be a family household.

Institutional Group Quarters contain people under the care or supervision of trained staff, and classified as "patients" or "inmates" in juvenile and correctional institutions, nursing homes and hospitals for chronically ill.

Non-Institutional Group Quarters contain people living in group quarters other than institutions including college dormitories, religious/other group homes, missions and shelters.

A **Housing Unit** is a house, apartment, mobile home or trailer, group of rooms, or a single room occupied as separate living quarters in which occupants live separately from other individuals in the building.

The following terms are used by the Chancery and the Research and Planning Office when collecting data in the Annual Pastoral Report:

A **Religiously Mixed Household** is a registered household in which at least one member is not Catholic.

A **Contributing Household** is a registered household that regularly uses Church envelopes or is a known financial contributor.