

2000 U.S. Census Data - Report 4a

Cluster: 19
 Vicariate: Philadelphia - North
 Parish:

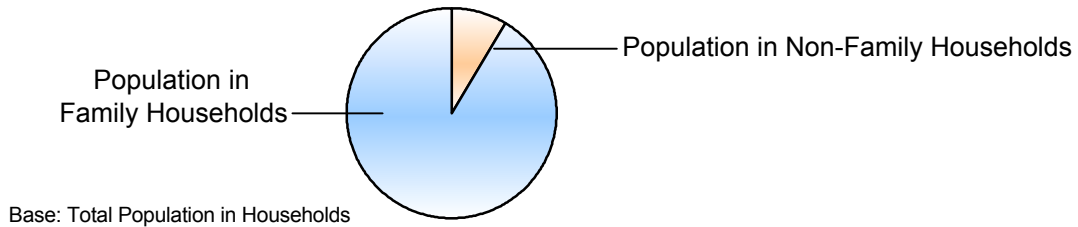
FS#: 1030

St. Ambrose

	Population		Households	
	#	Pct.	#	Pct.
Total (in Parish Boundaries)	28,919	100.0%	8,795	100.0%

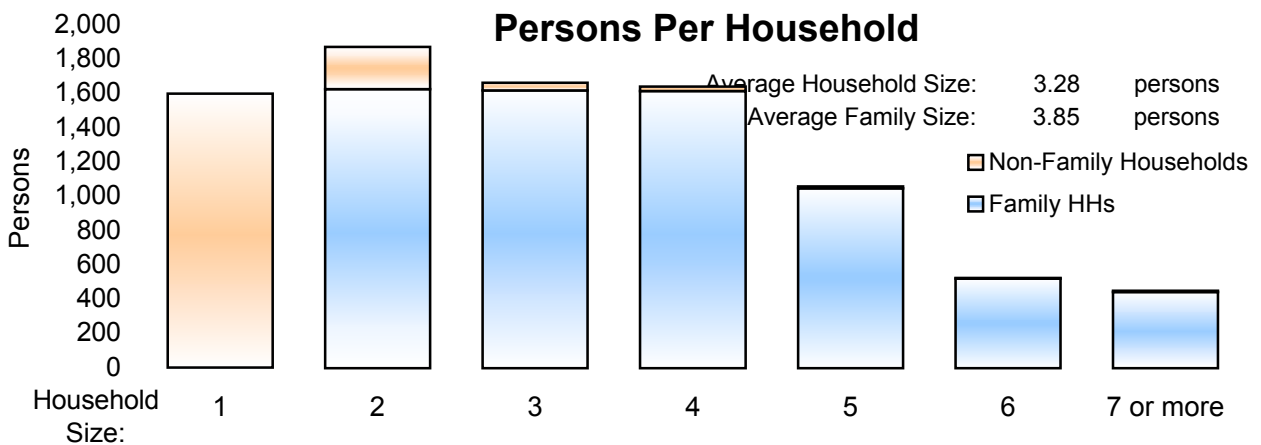
Where do people live?

	Population	Households
	#	Pct.
In Households	28,861	99.8%
Family Households	26,382	91.2%
Married Couple Family		3,678 41.8%
Male Householder, no wife present		731 8.3%
Female Householder, no husband present		2,446 27.8%



	Population		Households	
	#	Pct.	#	Pct.
Non-Family Households	2,479	8.6%	1,940	22.1%
Single Person Households (total)	1,598	5.5%	1,598	18.2%
Single Person Households Over 65 Years	563	1.9%	563	6.4%
Other Non Family Households (total)	881	3.0%	342	3.9%

Households with: Same-Sex Unmarried Partners	In Family or Non-Family Households	53	0.6%
Households with: Opposite-Sex Unmarried Partners		599	6.8%



	Population
	# Pct.
In Group Quarters (Total)	58 0.2%
Institutional Population	29 0.1%
Noninstitutionalized Population	29 0.1%

2000 U.S. Census Data - Report 4b

Cluster: 19
Vicariate: Philadelphia - North

FS#: 1030

Parish: **St. Ambrose**

Population

Where do Children - Under Age 18 - Live?

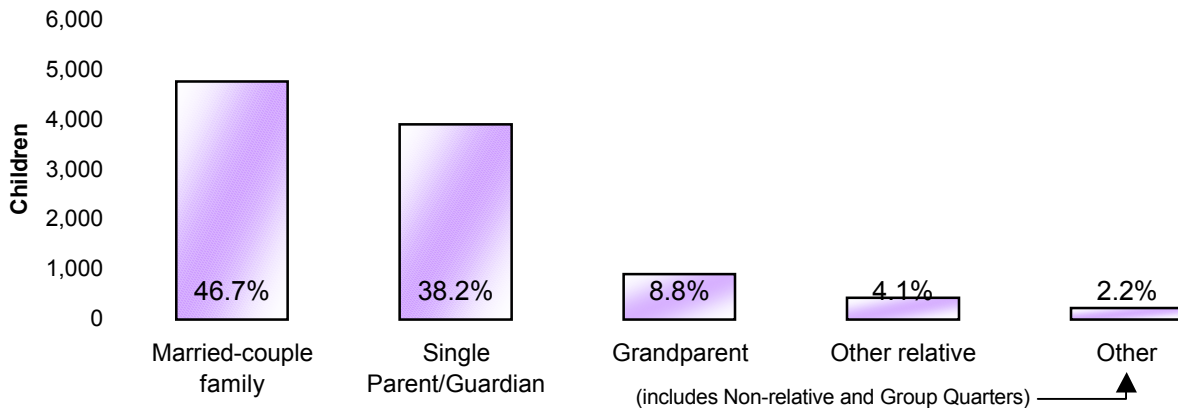
Total Children - Under Age 18 (in Parish Boundaries)

In Households

	#	Pct.
Total Children - Under Age 18 (in Parish Boundaries)	10,215	100.0%
<i>In Households</i>	10,209	99.9%
Householder or spouse is under 18	18	0.2%
With Related:		
Married-couple family	4,771	46.7%
Male householder, no wife present	610	6.0%
Female householder, no husband present	3,296	32.3%
Grandparent householder	897	8.8%
Other related householder	419	4.1%
With Nonrelatives	198	1.9%

In Group Quarters

Institutionalized population	6	0.1%
Noninstitutionalized population	0	0.0%



Where do Adults - Age 65 and older - Live?

Total Adults - Age 65 and older (in Parish Boundaries)

In Households

	#	Pct.
Total Adults - Age 65 and older (in Parish Boundaries)	2,054	100.0%
<i>In Households</i>	2,041	99.4%
Family Households:		
Is Householder or Spouse	982	47.8%
With Householder Child	263	12.8%
With Other Relative householder	144	7.0%
With Non-Related Householder	25	1.2%
In Nonfamily households:		
Male Living Alone	155	7.5%
Female Living Alone	408	19.9%
Other	64	3.1%

In group quarters:

Institutionalized population	13	0.6%
Noninstitutionalized population	10	0.5%

2000 U.S. Census Data - Report 4c


Cluster: 19
Vicariate: Philadelphia - North

FS#: 1030

Parish: **St. Ambrose**

What do we know about Catholic Households?	Population		Households	
	#	Pct.	#	Pct.
Registered Catholic (Total)	7,513	100.0%	2,186	100.0%
Single Person Households	178	2.4%	178	8.1%
Religiously Mixed Households			406	18.6%
Contributing Households			450	20.6%

Household Charts:




Base: Total Registered Catholic Households

How many housing units are in the parish?

Housing Units

	#	Pct. of Total
Total Housing Units	9,602	100.0%
Occupied	8,795	91.6%
Owner-occupied	5,858	61.0%
Renter-occupied	2,937	30.6%
Vacant	807	8.4%



- Notes:
- (a) Sources: U.S. Census Bureau; 2000 Census of Population and Housing, Summary File 1; (August 2001), 2000 Annual Pastoral Report, completed by pastors for the Chancery Office.
 - (b) Data are calculated by assignment and aggregation of census block/tract to reported geography.
 - (c) Percentages may not total to 100% due to rounding.
 - (d) Average Household and Average Family Size computed as means.

2000 U.S. Census Reports 4a, 4b, and 4c

The U.S. Census Bureau collects data on the people of the United States every 10 years. The 2000 U.S. Census Reports are produced by the Office for Research and Planning of the Archdiocese of Philadelphia for use by pastors. A complete glossary of U.S. Census terminology may be found at: <http://www.census.gov/main/www/glossary.html>. Listed below are definitions to help you understand U.S. Census Reports 4a, 4b, and 4c.

Important Definitions from the U.S. Census:

The census reports two main kinds of housing: households and group quarters:

A **household** is a house, apartment, mobile home or trailer, or a single/group of rooms occupied as separate living quarters.

A **family** includes a householder (the person in whose name the home is owned or rented) and one or more people living in the same household who are related to the householder by birth, marriage, or adoption.

Non-family households are comprised of a householder living alone or with non-relatives only.

In most cases, the **householder** is the person (or one of the people) in whose name the home is owned or rented and/or is listed as Person 1 on the census questionnaire.

A household which contains **unmarried partners** (a householder and his or her partner who are not legally married or participating in a common law marriage) can be either a family or a non-family household. If related persons (e.g. children) live there also, this would be a family household.

Institutional Group Quarters contain people under the care or supervision of trained staff, and classified as "patients" or "inmates" in juvenile and correctional institutions, nursing homes and hospitals for chronically ill.

Non-Institutional Group Quarters contain people living in group quarters other than institutions including college dormitories, religious/other group homes, missions and shelters.

A **Housing Unit** is a house, apartment, mobile home or trailer, group of rooms, or a single room occupied as separate living quarters in which occupants live separately from other individuals in the building.

The following terms are used by the Chancery and the Research and Planning Office when collecting data in the Annual Pastoral Report:

A **Religiously Mixed Household** is a registered household in which at least one member is not Catholic.

A **Contributing Household** is a registered household that regularly uses Church envelopes or is a known financial contributor.