

# 2000 U.S. Census Data - Report 4a

Cluster: 17  
 Vicariate: Philadelphia - North  
 Parish:

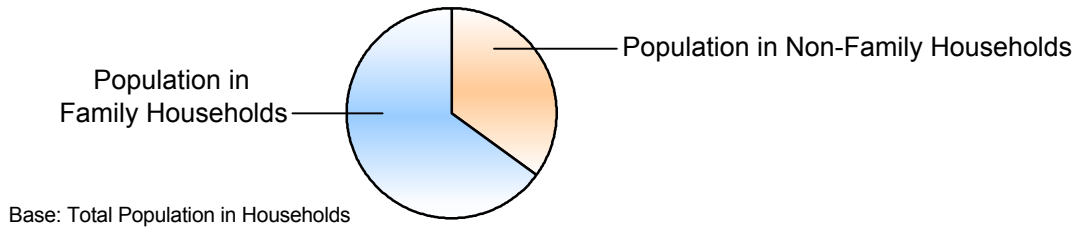
FS#: 1115

## St. Bridget

	Population		Households	
	#	Pct.	#	Pct.
<b>Total (in Parish Boundaries)</b>	<b>13,145</b>	<b>100.0%</b>	<b>5,717</b>	<b>100.0%</b>

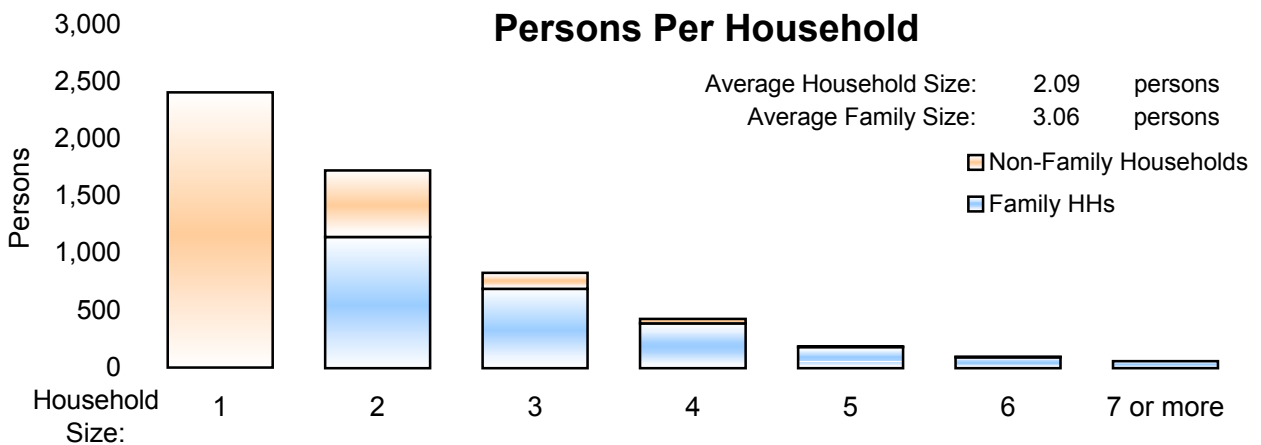
*Where do people live?*

	Population #	Population Pct.	Households #	Households Pct.
<b>In Households</b>	<b>11,958</b>	<b>91.0%</b>	<b>5,717</b>	<b>100.0%</b>
<b>Family Households</b>	<b>7,782</b>	<b>59.2%</b>	<b>2,543</b>	<b>44.5%</b>
Married Couple Family			1,449	25.3%
Male Householder, no wife present			202	3.5%
Female Householder, no husband present			892	15.6%



	Population		Households	
	#	Pct.	#	Pct.
<b>Non-Family Households</b>	<b>4,176</b>	<b>31.8%</b>	<b>3,174</b>	<b>55.5%</b>
Single Person Households (total)	<b>2,406</b>	<b>18.3%</b>	<b>2,406</b>	<b>42.1%</b>
Single Person Households Over 65 Years	<b>532</b>	<b>4.0%</b>	<b>532</b>	<b>9.3%</b>
Other Non Family Households (total)	<b>1,770</b>	<b>13.5%</b>	<b>768</b>	<b>13.4%</b>

Households with: Same-Sex Unmarried Partners	In Family or Non-Family Households	71	1.2%
Households with: Opposite-Sex Unmarried Partners	In Family or Non-Family Households	287	5.0%



	Population #	Population Pct.
<b>In Group Quarters (Total)</b>	<b>1,187</b>	<b>9.0%</b>
Institutional Population	50	0.4%
Noninstitutionalized Population	1,137	8.6%

# 2000 U.S. Census Data - Report 4b

Cluster: 17  
Vicariate: Philadelphia - North

FS#: 1115

Parish: **St. Bridget**

## Population

### Where do Children - Under Age 18 - Live?

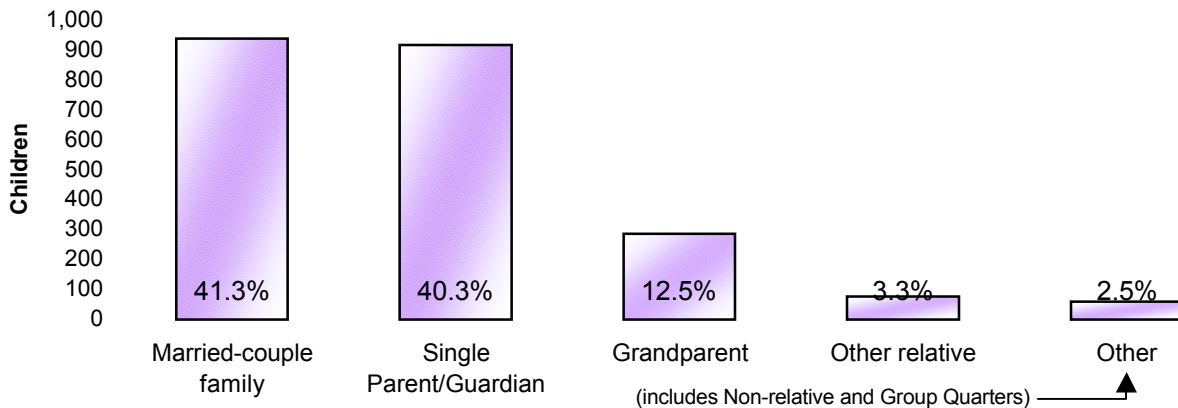
#### Total Children - Under Age 18 (in Parish Boundaries)

##### **In Households**

	#	Pct.
<b>Total Children - Under Age 18 (in Parish Boundaries)</b>	<b>2,271</b>	<b>100.0%</b>
<b>In Households</b>	<b>2,266</b>	<b>99.8%</b>
Householder or spouse is under 18	1	0.0%
With Related:		
Married-couple family	938	41.3%
Male householder, no wife present	107	4.7%
Female householder, no husband present	809	35.6%
Grandparent householder	285	12.5%
Other related householder	75	3.3%
With Nonrelatives	51	2.2%

##### **In Group Quarters**

Institutionalized population	5	0.2%
Noninstitutionalized population	0	0.0%



### Where do Adults - Age 65 and older - Live?

#### Total Adults - Age 65 and older (in Parish Boundaries)

##### **In Households**

	#	Pct.
<b>Total Adults - Age 65 and older (in Parish Boundaries)</b>	<b>1,403</b>	<b>100.0%</b>
<b>In Households</b>	<b>1,385</b>	<b>98.7%</b>
Family Households:		
Is Householder or Spouse	677	48.3%
With Householder Child	63	4.5%
With Other Relative householder	42	3.0%
With Non-Related Householder	15	1.1%
In Nonfamily households:		
Male Living Alone	144	10.3%
Female Living Alone	388	27.7%
Other	56	4.0%

##### **In group quarters:**

Institutionalized population	18	1.3%
Noninstitutionalized population	12	0.9%

# 2000 U.S. Census Data - Report 4c

Cluster: 17  
Vicariate: Philadelphia - North

FS#: 1115

Parish: **St. Bridget**

What do we know about Catholic Households?	Population		Households	
	#	Pct.	#	Pct.
Registered Catholic (Total)	2,300	100.0%	1,109	100.0%
Single Person Households	268	11.7%	268	24.2%
Religiously Mixed Households			53	4.8%
Contributing Households			527	47.5%

## Household Charts:

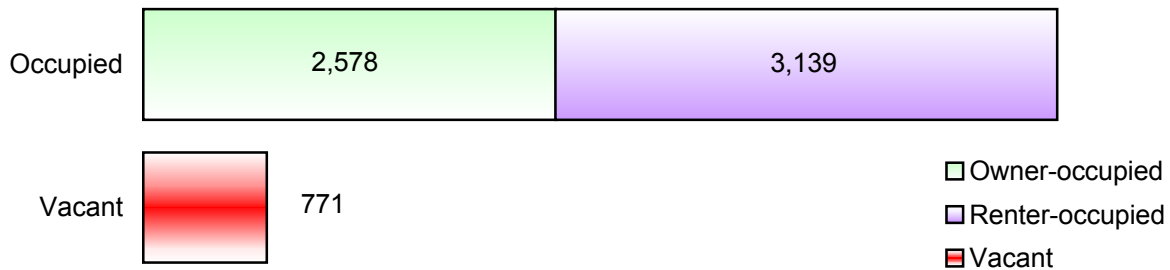


Base: Total Registered Catholic Households

## How many housing units are in the parish?

## Housing Units

	#	Pct. of Total
Total Housing Units	6,488	100.0%
Occupied	5,717	88.1%
Owner-occupied	2,578	39.7%
Renter-occupied	3,139	48.4%
Vacant	771	11.9%



Notes: (a) Sources: U.S. Census Bureau; 2000 Census of Population and Housing, Summary File 1; (August 2001), 2000 Annual Pastoral Report, completed by pastors for the Chancery Office.  
(b) Data are calculated by assignment and aggregation of census block/tract to reported geography.  
(c) Percentages may not total to 100% due to rounding.  
(d) Average Household and Average Family Size computed as means.

## 2000 U.S. Census Reports 4a, 4b, and 4c

The U.S. Census Bureau collects data on the people of the United States every 10 years. The 2000 U.S. Census Reports are produced by the Office for Research and Planning of the Archdiocese of Philadelphia for use by pastors. A complete glossary of U.S. Census terminology may be found at: <http://www.census.gov/main/www/glossary.html>. Listed below are definitions to help you understand U.S. Census Reports 4a, 4b, and 4c.

### **Important Definitions from the U.S. Census:**

The census reports two main kinds of housing: households and group quarters:

A **household** is a house, apartment, mobile home or trailer, or a single/group of rooms occupied as separate living quarters.

A **family** includes a householder (the person in whose name the home is owned or rented) and one or more people living in the same household who are related to the householder by birth, marriage, or adoption.

**Non-family households** are comprised of a householder living alone or with non-relatives only.

In most cases, the **householder** is the person (or one of the people) in whose name the home is owned or rented and/or is listed as Person 1 on the census questionnaire.

A household which contains **unmarried partners** (a householder and his or her partner who are not legally married or participating in a common law marriage) can be either a family or a non-family household. If related persons (e.g. children) live there also, this would be a family household.

**Institutional Group Quarters** contain people under the care or supervision of trained staff, and classified as "patients" or "inmates" in juvenile and correctional institutions, nursing homes and hospitals for chronically ill.

**Non-Institutional Group Quarters** contain people living in group quarters other than institutions including college dormitories, religious/other group homes, missions and shelters.

A **Housing Unit** is a house, apartment, mobile home or trailer, group of rooms, or a single room occupied as separate living quarters in which occupants live separately from other individuals in the building.

The following terms are used by the Chancery and the Research and Planning Office when collecting data in the Annual Pastoral Report:

A **Religiously Mixed Household** is a registered household in which at least one member is not Catholic.

A **Contributing Household** is a registered household that regularly uses Church envelopes or is a known financial contributor.