

2000 U.S. Census Data - Report 4a

Cluster: 15
Vicariate: Philadelphia - North

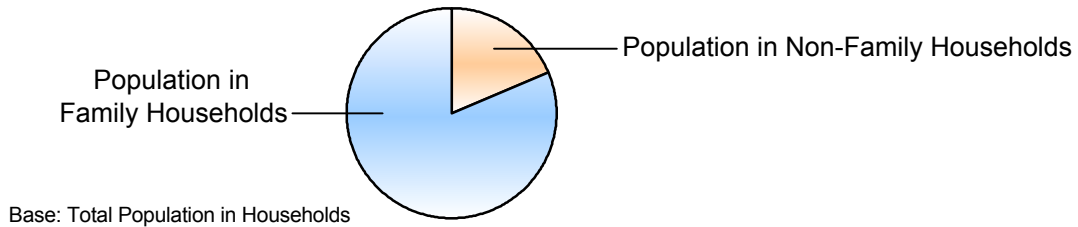
FS#: 1135

Parish: **St. Cecilia**

	Population		Households	
	#	Pct.	#	Pct.
Total (in Parish Boundaries)	21,154	100.0%	8,935	100.0%

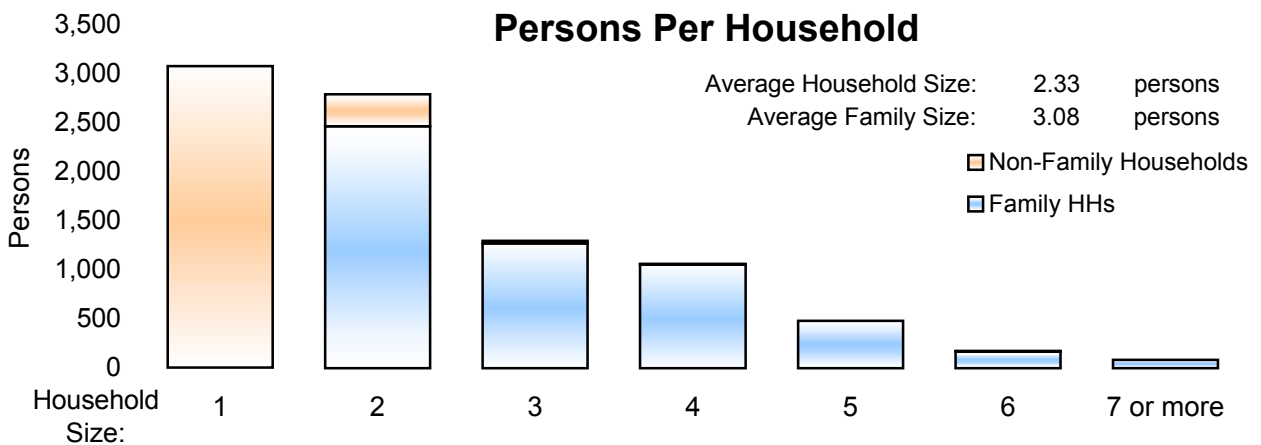
Where do people live?

	Population	Households
	#	Pct.
In Households	20,791	98.3%
Family Households	16,938	80.1%
Married Couple Family		4,318 48.3%
Male Householder, no wife present		316 3.5%
Female Householder, no husband present		868 9.7%



	Population		Households	
	#	Pct.	#	Pct.
Non-Family Households	3,853	18.2%	3,433	38.4%
Single Person Households (total)	3,073	14.5%	3,073	34.4%
Single Person Households Over 65 Years	1,466	6.9%	1,466	16.4%
Other Non Family Households (total)	780	3.7%	360	4.0%

Households with: Same-Sex Unmarried Partners	In Family or Non-Family Households	37	0.4%
Households with: Opposite-Sex Unmarried Partners		293	3.3%



	Population
	#
In Group Quarters (Total)	363
Institutional Population	212 1.0%
Noninstitutionalized Population	151 0.7%

2000 U.S. Census Data - Report 4b

Cluster: 15
Vicariate: Philadelphia - North

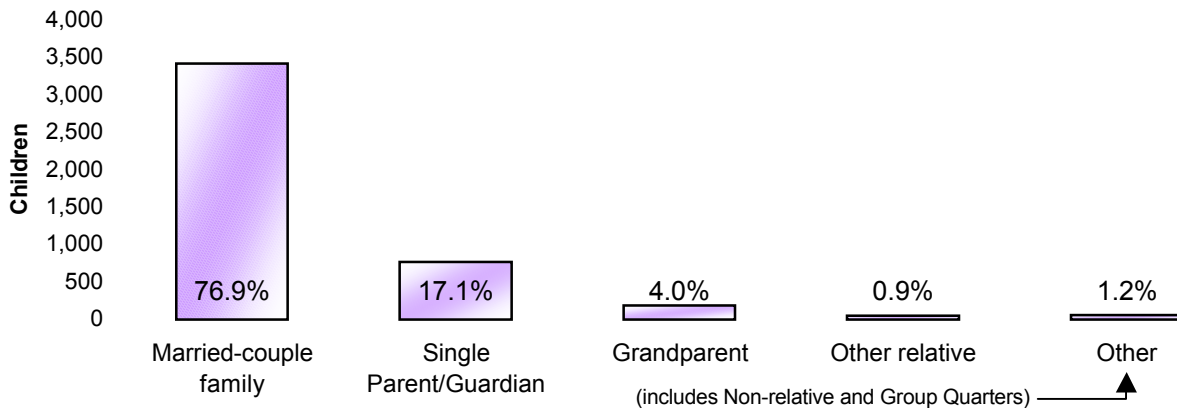
FS#: 1135

Parish: **St. Cecilia**

Population

Where do Children - Under Age 18 - Live?

	#	Pct.
Total Children - Under Age 18 (in Parish Boundaries)	4,449	100.0%
<i>In Households</i>	4,433	99.6%
Householder or spouse is under 18	3	0.1%
With Related:		
Married-couple family	3,420	76.9%
Male householder, no wife present	195	4.4%
Female householder, no husband present	564	12.7%
Grandparent householder	179	4.0%
Other related householder	39	0.9%
With Nonrelatives	33	0.7%
<i>In Group Quarters</i>	16	0.4%
Institutionalized population	0	0.0%
Noninstitutionalized population	16	0.4%



Where do Adults - Age 65 and older - Live?

	#	Pct.
Total Adults - Age 65 and older (in Parish Boundaries)	4,537	100.0%
<i>In Households</i>	4,261	93.9%
Family Households:		
Is Householder or Spouse	2,404	53.0%
With Householder Child	153	3.4%
With Other Relative householder	134	3.0%
With Non-Related Householder	15	0.3%
In Nonfamily households:		
Male Living Alone	327	7.2%
Female Living Alone	1,139	25.1%
Other	89	2.0%
<i>In group quarters:</i>	276	6.1%
Institutionalized population	211	4.7%
Noninstitutionalized population	65	1.4%

2000 U.S. Census Data - Report 4c

Cluster: 15
Vicariate: Philadelphia - North

FS#: 1135

Parish: **St. Cecilia**

What do we know about Catholic Households?	Population		Households	
	#	Pct.	#	Pct.
Registered Catholic (Total)	10,130	100.0%	3,721	100.0%
Single Person Households	887	8.8%	887	23.8%
Religiously Mixed Households			420	11.3%
Contributing Households			2,510	67.5%

Household Charts:




Base: Total Registered Catholic Households

How many housing units are in the parish?

Housing Units

	#	Pct. of Total
Total Housing Units	9,274	100.0%
Occupied	8,935	96.3%
Owner-occupied	5,788	62.4%
Renter-occupied	3,147	33.9%
Vacant	339	3.7%



- Notes:
- (a) Sources: U.S. Census Bureau; 2000 Census of Population and Housing, Summary File 1; (August 2001), 2000 Annual Pastoral Report, completed by pastors for the Chancery Office.
 - (b) Data are calculated by assignment and aggregation of census block/tract to reported geography.
 - (c) Percentages may not total to 100% due to rounding.
 - (d) Average Household and Average Family Size computed as means.

2000 U.S. Census Reports 4a, 4b, and 4c

The U.S. Census Bureau collects data on the people of the United States every 10 years. The 2000 U.S. Census Reports are produced by the Office for Research and Planning of the Archdiocese of Philadelphia for use by pastors. A complete glossary of U.S. Census terminology may be found at: <http://www.census.gov/main/www/glossary.html>. Listed below are definitions to help you understand U.S. Census Reports 4a, 4b, and 4c.

Important Definitions from the U.S. Census:

The census reports two main kinds of housing: households and group quarters:

A **household** is a house, apartment, mobile home or trailer, or a single/group of rooms occupied as separate living quarters.

A **family** includes a householder (the person in whose name the home is owned or rented) and one or more people living in the same household who are related to the householder by birth, marriage, or adoption.

Non-family households are comprised of a householder living alone or with non-relatives only.

In most cases, the **householder** is the person (or one of the people) in whose name the home is owned or rented and/or is listed as Person 1 on the census questionnaire.

A household which contains **unmarried partners** (a householder and his or her partner who are not legally married or participating in a common law marriage) can be either a family or a non-family household. If related persons (e.g. children) live there also, this would be a family household.

Institutional Group Quarters contain people under the care or supervision of trained staff, and classified as "patients" or "inmates" in juvenile and correctional institutions, nursing homes and hospitals for chronically ill.

Non-Institutional Group Quarters contain people living in group quarters other than institutions including college dormitories, religious/other group homes, missions and shelters.

A **Housing Unit** is a house, apartment, mobile home or trailer, group of rooms, or a single room occupied as separate living quarters in which occupants live separately from other individuals in the building.

The following terms are used by the Chancery and the Research and Planning Office when collecting data in the Annual Pastoral Report:

A **Religiously Mixed Household** is a registered household in which at least one member is not Catholic.

A **Contributing Household** is a registered household that regularly uses Church envelopes or is a known financial contributor.