

2000 U.S. Census Data - Report 4a

Cluster: 14
Vicariate: Philadelphia - North

FS#: 1145

Parish:

Christ the King

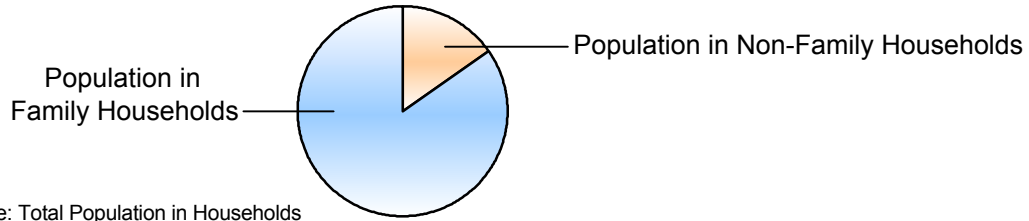
	Population		Households	
	#	Pct.	#	Pct.
Total (in Parish Boundaries)	9,976	100.0%	3,931	100.0%

Where do people live?

In Households

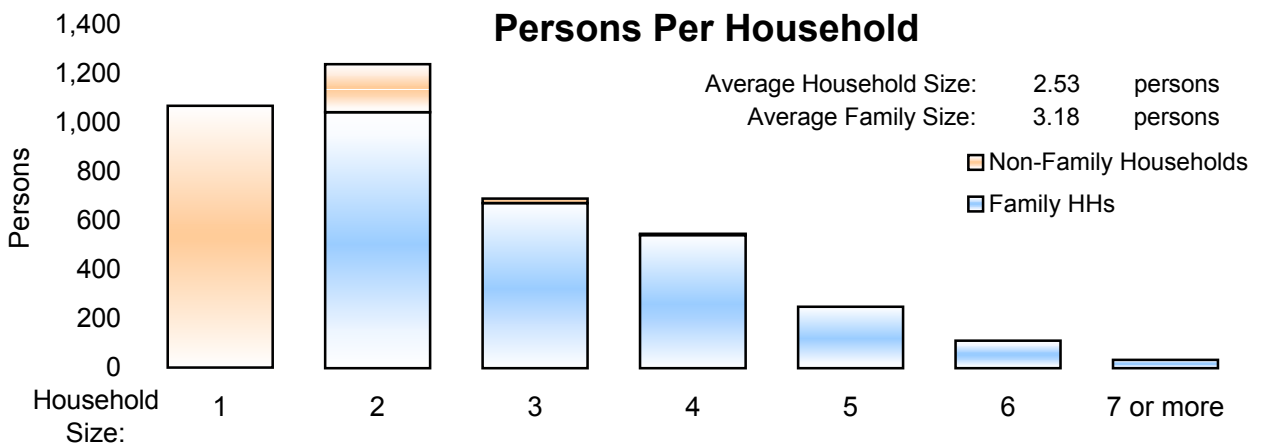
Family Households

Married Couple Family	8,407	84.3%	2,645	67.3%
Male Householder, no wife present			170	4.3%
Female Householder, no husband present			483	12.3%



	Population		Households	
	#	Pct.	#	Pct.
Non-Family Households	1,532	15.4%	1,286	32.7%
Single Person Households (total)	1,067	10.7%	1,067	27.1%
Single Person Households Over 65 Years	382	3.8%	382	9.7%
Other Non Family Households (total)	465	4.7%	219	5.6%

Households with: Same-Sex Unmarried Partners	In Family or Non-Family Households	20	0.5%
Households with: Opposite-Sex Unmarried Partners		207	5.3%



	Population	
	#	Pct.
In Group Quarters (Total)	37	0.4%
Institutional Population	0	0.0%
Noninstitutionalized Population	37	0.4%

2000 U.S. Census Data - Report 4b

Cluster: 14
Vicariate: Philadelphia - North

FS#: 1145

Parish: **Christ the King**

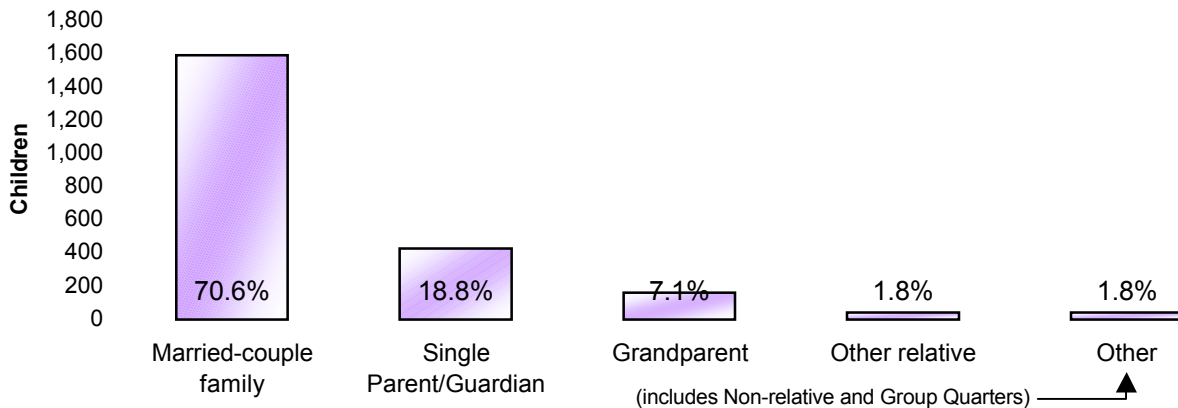
Population

Where do Children - Under Age 18 - Live?

Total Children - Under Age 18 (in Parish Boundaries)

In Households

	#	Pct.
Total Children - Under Age 18 (in Parish Boundaries)	2,250	100.0%
In Households	2,250	100.0%
Householder or spouse is under 18	2	0.1%
With Related:		
Married-couple family	1,588	70.6%
Male householder, no wife present	104	4.6%
Female householder, no husband present	319	14.2%
Grandparent householder	159	7.1%
Other related householder	40	1.8%
With Nonrelatives	38	1.7%
In Group Quarters	0	0.0%
Institutionalized population	0	0.0%
Noninstitutionalized population	0	0.0%



Where do Adults - Age 65 and older - Live?

Total Adults - Age 65 and older (in Parish Boundaries)

In Households

	#	Pct.
Total Adults - Age 65 and older (in Parish Boundaries)	1,396	100.0%
In Households	1,385	99.2%
Family Households:		
Is Householder or Spouse	838	60.0%
With Householder Child	71	5.1%
With Other Relative householder	51	3.7%
With Non-Related Householder	4	0.3%
In Nonfamily households:		
Male Living Alone	87	6.2%
Female Living Alone	295	21.1%
Other	39	2.8%
In group quarters:	11	0.8%
Institutionalized population	0	0.0%
Noninstitutionalized population	11	0.8%

2000 U.S. Census Data - Report 4c

Cluster: 14
Vicariate: Philadelphia - North

FS#: 1145

Parish:

Christ the King

What do we know about Catholic Households?	Population		Households	
	#	Pct.	#	Pct.
Registered Catholic (Total)	5,682	100.0%	2,044	100.0%
Single Person Households	288	5.1%	288	14.1%
Religiously Mixed Households			234	11.4%
Contributing Households			960	47.0%

Household Charts:




Base: Total Registered Catholic Households

How many housing units are in the parish?

Housing Units

	#	Pct. of Total
Total Housing Units	4,040	100.0%
Occupied	3,931	97.3%
Owner-occupied	2,794	69.2%
Renter-occupied	1,137	28.1%
Vacant	109	2.7%



- Notes:
- (a) Sources: U.S. Census Bureau; 2000 Census of Population and Housing, Summary File 1; (August 2001), 2000 Annual Pastoral Report, completed by pastors for the Chancery Office.
 - (b) Data are calculated by assignment and aggregation of census block/tract to reported geography.
 - (c) Percentages may not total to 100% due to rounding.
 - (d) Average Household and Average Family Size computed as means.

2000 U.S. Census Reports 4a, 4b, and 4c

The U.S. Census Bureau collects data on the people of the United States every 10 years. The 2000 U.S. Census Reports are produced by the Office for Research and Planning of the Archdiocese of Philadelphia for use by pastors. A complete glossary of U.S. Census terminology may be found at: <http://www.census.gov/main/www/glossary.html>. Listed below are definitions to help you understand U.S. Census Reports 4a, 4b, and 4c.

Important Definitions from the U.S. Census:

The census reports two main kinds of housing: households and group quarters:

A **household** is a house, apartment, mobile home or trailer, or a single/group of rooms occupied as separate living quarters.

A **family** includes a householder (the person in whose name the home is owned or rented) and one or more people living in the same household who are related to the householder by birth, marriage, or adoption.

Non-family households are comprised of a householder living alone or with non-relatives only.

In most cases, the **householder** is the person (or one of the people) in whose name the home is owned or rented and/or is listed as Person 1 on the census questionnaire.

A household which contains **unmarried partners** (a householder and his or her partner who are not legally married or participating in a common law marriage) can be either a family or a non-family household. If related persons (e.g. children) live there also, this would be a family household.

Institutional Group Quarters contain people under the care or supervision of trained staff, and classified as "patients" or "inmates" in juvenile and correctional institutions, nursing homes and hospitals for chronically ill.

Non-Institutional Group Quarters contain people living in group quarters other than institutions including college dormitories, religious/other group homes, missions and shelters.

A **Housing Unit** is a house, apartment, mobile home or trailer, group of rooms, or a single room occupied as separate living quarters in which occupants live separately from other individuals in the building.

The following terms are used by the Chancery and the Research and Planning Office when collecting data in the Annual Pastoral Report:

A **Religiously Mixed Household** is a registered household in which at least one member is not Catholic.

A **Contributing Household** is a registered household that regularly uses Church envelopes or is a known financial contributor.