

2000 U.S. Census Data - Report 4a

Cluster: 14
 Vicariate: Philadelphia - North
 Parish:

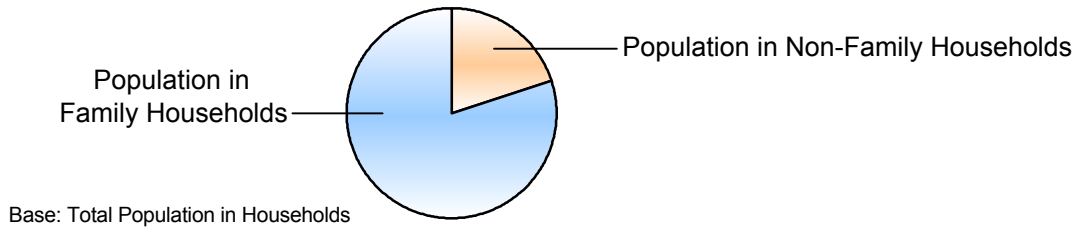
FS#: 1165

St. Dominic

	Population		Households	
	#	Pct.	#	Pct.
Total (in Parish Boundaries)	22,180	100.0%	6,717	100.0%

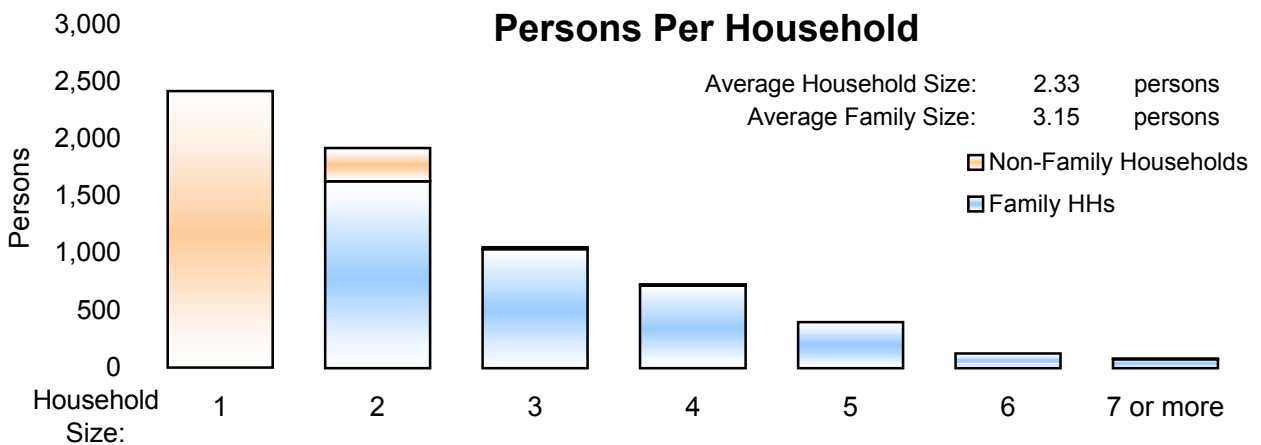
Where do people live?

	Population #	Population Pct.	Households #	Households Pct.
In Households	15,649	70.6%	6,717	100.0%
Family Households	12,517	56.4%	3,972	59.1%
Married Couple Family			2,476	36.9%
Male Householder, no wife present			317	4.7%
Female Householder, no husband present			1,179	17.6%



	Population #	Population Pct.	Households #	Households Pct.
Non-Family Households	3,132	14.1%	2,745	40.9%
Single Person Households (total)	2,420	10.9%	2,420	36.0%
Single Person Households Over 65 Years	975	4.4%	975	14.5%
Other Non Family Households (total)	712	3.2%	325	4.8%

Households with: Same-Sex Unmarried Partners	In Family or Non-Family Households	33	0.5%
Households with: Opposite-Sex Unmarried Partners	In Family or Non-Family Households	326	4.9%



	Population #	Population Pct.
In Group Quarters (Total)	6,531	29.4%
Institutional Population	6,359	28.7%
Noninstitutionalized Population	172	0.8%

2000 U.S. Census Data - Report 4b

Cluster: 14
Vicariate: Philadelphia - North

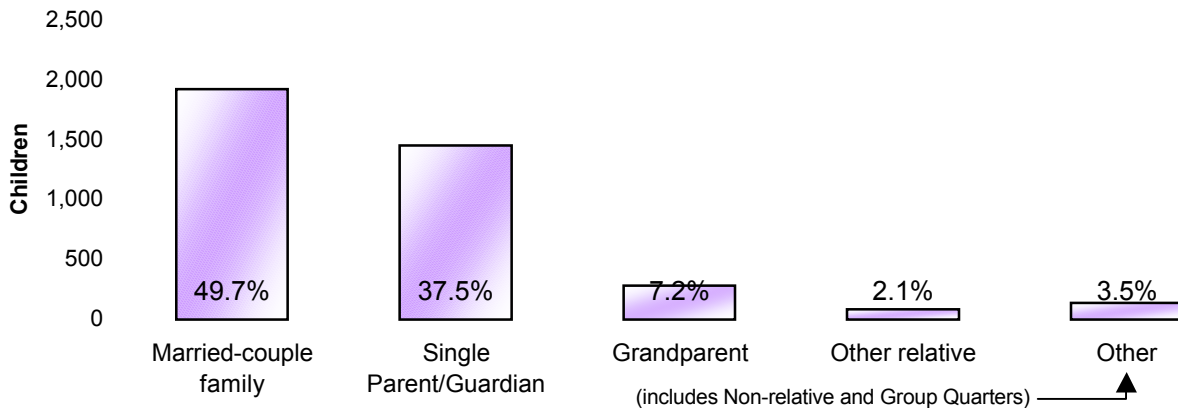
FS#: 1165

Parish: **St. Dominic**

Population

Where do Children - Under Age 18 - Live?

	#	Pct.
Total Children - Under Age 18 (in Parish Boundaries)	3,867	100.0%
<i>In Households</i>	3,778	97.7%
Householder or spouse is under 18	4	0.1%
With Related:		
Married-couple family	1,923	49.7%
Male householder, no wife present	221	5.7%
Female householder, no husband present	1,229	31.8%
Grandparent householder	278	7.2%
Other related householder	80	2.1%
With Nonrelatives	43	1.1%
<i>In Group Quarters</i>	89	2.3%
Institutionalized population	72	1.9%
Noninstitutionalized population	17	0.4%



Where do Adults - Age 65 and older - Live?

	#	Pct.
Total Adults - Age 65 and older (in Parish Boundaries)	2,758	100.0%
<i>In Households</i>	2,641	95.8%
Family Households:		
Is Householder or Spouse	1,386	50.3%
With Householder Child	91	3.3%
With Other Relative householder	93	3.4%
With Non-Related Householder	15	0.5%
In Nonfamily households:		
Male Living Alone	219	7.9%
Female Living Alone	756	27.4%
Other	81	2.9%
<i>In group quarters:</i>	117	4.2%
Institutionalized population	20	0.7%
Noninstitutionalized population	97	3.5%

2000 U.S. Census Data - Report 4c

Cluster: 14
Vicariate: Philadelphia - North

FS#: 1165

Parish:

St. Dominic

What do we know about Catholic Households?	Population		Households	
	#	Pct.	#	Pct.
Registered Catholic (Total)	7,993	100.0%	3,120	100.0%
Single Person Households	175	2.2%	175	5.6%
Religiously Mixed Households			526	16.9%
Contributing Households			2,400	76.9%

Household Charts:

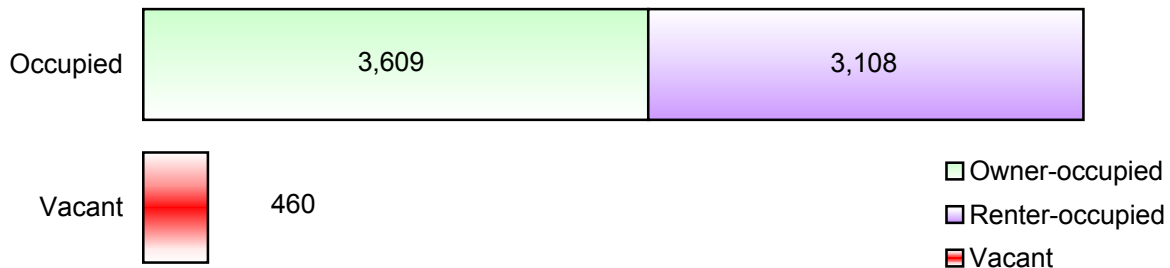


Base: Total Registered Catholic Households

How many housing units are in the parish?

Housing Units

	#	Pct. of Total
Total Housing Units	7,177	100.0%
Occupied	6,717	93.6%
Owner-occupied	3,609	50.3%
Renter-occupied	3,108	43.3%
Vacant	460	6.4%



- Notes:
- (a) Sources: U.S. Census Bureau; 2000 Census of Population and Housing, Summary File 1; (August 2001), 2000 Annual Pastoral Report, completed by pastors for the Chancery Office.
 - (b) Data are calculated by assignment and aggregation of census block/tract to reported geography.
 - (c) Percentages may not total to 100% due to rounding.
 - (d) Average Household and Average Family Size computed as means.

2000 U.S. Census Reports 4a, 4b, and 4c

The U.S. Census Bureau collects data on the people of the United States every 10 years. The 2000 U.S. Census Reports are produced by the Office for Research and Planning of the Archdiocese of Philadelphia for use by pastors. A complete glossary of U.S. Census terminology may be found at: <http://www.census.gov/main/www/glossary.html>. Listed below are definitions to help you understand U.S. Census Reports 4a, 4b, and 4c.

Important Definitions from the U.S. Census:

The census reports two main kinds of housing: households and group quarters:

A **household** is a house, apartment, mobile home or trailer, or a single/group of rooms occupied as separate living quarters.

A **family** includes a householder (the person in whose name the home is owned or rented) and one or more people living in the same household who are related to the householder by birth, marriage, or adoption.

Non-family households are comprised of a householder living alone or with non-relatives only.

In most cases, the **householder** is the person (or one of the people) in whose name the home is owned or rented and/or is listed as Person 1 on the census questionnaire.

A household which contains **unmarried partners** (a householder and his or her partner who are not legally married or participating in a common law marriage) can be either a family or a non-family household. If related persons (e.g. children) live there also, this would be a family household.

Institutional Group Quarters contain people under the care or supervision of trained staff, and classified as "patients" or "inmates" in juvenile and correctional institutions, nursing homes and hospitals for chronically ill.

Non-Institutional Group Quarters contain people living in group quarters other than institutions including college dormitories, religious/other group homes, missions and shelters.

A **Housing Unit** is a house, apartment, mobile home or trailer, group of rooms, or a single room occupied as separate living quarters in which occupants live separately from other individuals in the building.

The following terms are used by the Chancery and the Research and Planning Office when collecting data in the Annual Pastoral Report:

A **Religiously Mixed Household** is a registered household in which at least one member is not Catholic.

A **Contributing Household** is a registered household that regularly uses Church envelopes or is a known financial contributor.