

2000 U.S. Census Data - Report 4a

Cluster: 23
 Vicariate: Philadelphia - South
 Parish:

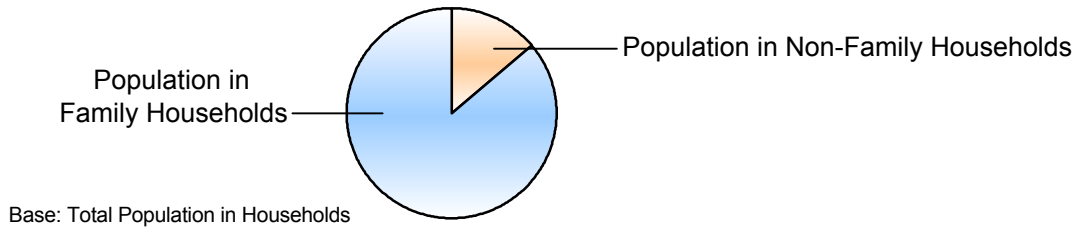
FS#: 1175

St. Edmond

	Population		Households	
	#	Pct.	#	Pct.
Total (in Parish Boundaries)	12,055	100.0%	4,491	100.0%

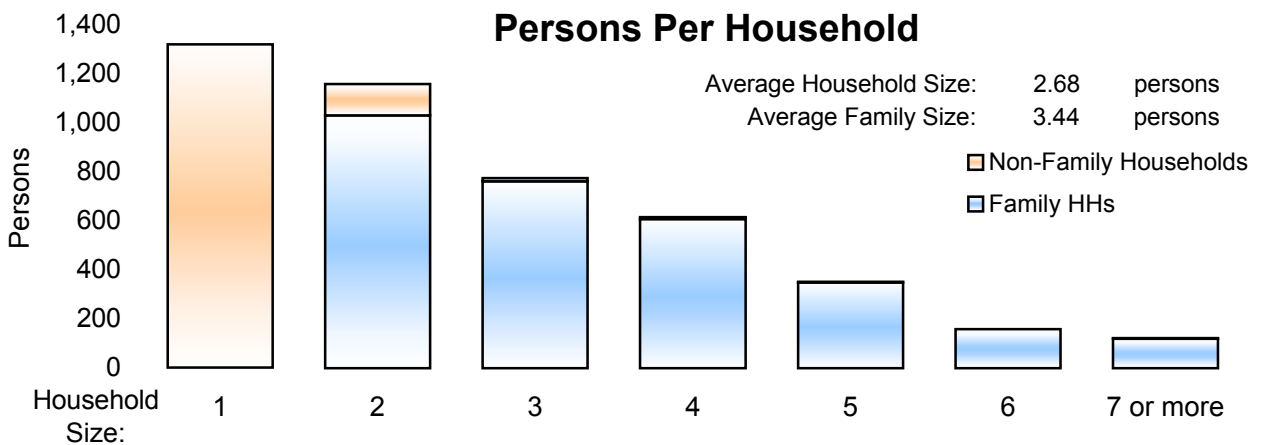
Where do people live?

	Population #	Population Pct.	Households #	Households Pct.
In Households	12,047	99.9%	4,491	100.0%
Family Households	10,369	86.0%	3,016	67.2%
Married Couple Family			1,230	27.4%
Male Householder, no wife present			267	5.9%
Female Householder, no husband present			1,519	33.8%



	Population		Households	
	#	Pct.	#	Pct.
Non-Family Households	1,678	13.9%	1,475	32.8%
Single Person Households (total)	1,320	10.9%	1,320	29.4%
Single Person Households Over 65 Years	656	5.4%	656	14.6%
Other Non Family Households (total)	358	3.0%	155	3.5%

Households with: Same-Sex Unmarried Partners	In Family or Non-Family Households	21	0.5%
Households with: Opposite-Sex Unmarried Partners	In Family or Non-Family Households	244	5.4%



	Population #	Population Pct.
In Group Quarters (Total)	8	0.1%
Institutional Population	0	0.0%
Noninstitutionalized Population	8	0.1%

2000 U.S. Census Data - Report 4b

Cluster: 23
 Vicariate: Philadelphia - South
 Parish:

FS#: 1175

St. Edmond

Population

Where do Children - Under Age 18 - Live?

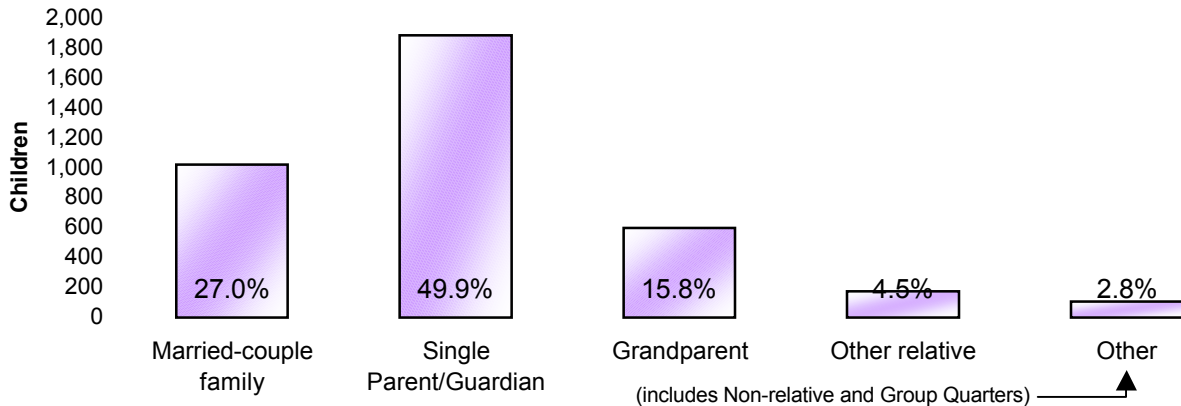
Total Children - Under Age 18 (in Parish Boundaries)

In Households

	#	Pct.
Total Children - Under Age 18 (in Parish Boundaries)	3,772	100.0%
In Households	3,772	100.0%
Householder or spouse is under 18	7	0.2%
With Related:		
Married-couple family	1,019	27.0%
Male householder, no wife present	195	5.2%
Female householder, no husband present	1,688	44.8%
Grandparent householder	596	15.8%
Other related householder	170	4.5%
With Nonrelatives	97	2.6%

In Group Quarters

Institutionalized population	0	0.0%
Noninstitutionalized population	0	0.0%



Where do Adults - Age 65 and older - Live?

Total Adults - Age 65 and older (in Parish Boundaries)

In Households

	#	Pct.
Total Adults - Age 65 and older (in Parish Boundaries)	1,668	100.0%
In Households	1,668	100.0%
Family Households:		
Is Householder or Spouse	815	48.9%
With Householder Child	80	4.8%
With Other Relative householder	67	4.0%
With Non-Related Householder	16	1.0%
In Nonfamily households:		
Male Living Alone	198	11.9%
Female Living Alone	458	27.5%
Other	34	2.0%

In group quarters:

Institutionalized population	0	0.0%
Noninstitutionalized population	0	0.0%

2000 U.S. Census Data - Report 4c

Cluster: 23
Vicariate: Philadelphia - South

FS#: 1175

Parish: **St. Edmond**

What do we know about Catholic Households?	Population		Households	
	#	Pct.	#	Pct.
Registered Catholic (Total)	1,820	100.0%	1,145	100.0%
Single Person Households	585	32.1%	585	51.1%
Religiously Mixed Households			125	10.9%
Contributing Households			620	54.1%

Household Charts:




Base: Total Registered Catholic Households

How many housing units are in the parish?

Housing Units

	#	Pct. of Total
Total Housing Units	5,364	100.0%
Occupied	4,491	83.7%
Owner-occupied	3,009	56.1%
Renter-occupied	1,482	27.6%
Vacant	873	16.3%



- Notes:
- (a) Sources: U.S. Census Bureau; 2000 Census of Population and Housing, Summary File 1; (August 2001), 2000 Annual Pastoral Report, completed by pastors for the Chancery Office.
 - (b) Data are calculated by assignment and aggregation of census block/tract to reported geography.
 - (c) Percentages may not total to 100% due to rounding.
 - (d) Average Household and Average Family Size computed as means.

2000 U.S. Census Reports 4a, 4b, and 4c

The U.S. Census Bureau collects data on the people of the United States every 10 years. The 2000 U.S. Census Reports are produced by the Office for Research and Planning of the Archdiocese of Philadelphia for use by pastors. A complete glossary of U.S. Census terminology may be found at: <http://www.census.gov/main/www/glossary.html>. Listed below are definitions to help you understand U.S. Census Reports 4a, 4b, and 4c.

Important Definitions from the U.S. Census:

The census reports two main kinds of housing: households and group quarters:

A **household** is a house, apartment, mobile home or trailer, or a single/group of rooms occupied as separate living quarters.

A **family** includes a householder (the person in whose name the home is owned or rented) and one or more people living in the same household who are related to the householder by birth, marriage, or adoption.

Non-family households are comprised of a householder living alone or with non-relatives only.

In most cases, the **householder** is the person (or one of the people) in whose name the home is owned or rented and/or is listed as Person 1 on the census questionnaire.

A household which contains **unmarried partners** (a householder and his or her partner who are not legally married or participating in a common law marriage) can be either a family or a non-family household. If related persons (e.g. children) live there also, this would be a family household.

Institutional Group Quarters contain people under the care or supervision of trained staff, and classified as "patients" or "inmates" in juvenile and correctional institutions, nursing homes and hospitals for chronically ill.

Non-Institutional Group Quarters contain people living in group quarters other than institutions including college dormitories, religious/other group homes, missions and shelters.

A **Housing Unit** is a house, apartment, mobile home or trailer, group of rooms, or a single room occupied as separate living quarters in which occupants live separately from other individuals in the building.

The following terms are used by the Chancery and the Research and Planning Office when collecting data in the Annual Pastoral Report:

A **Religiously Mixed Household** is a registered household in which at least one member is not Catholic.

A **Contributing Household** is a registered household that regularly uses Church envelopes or is a known financial contributor.