

2000 U.S. Census Data - Report 4a

Cluster: 18
Vicariate: Philadelphia - North

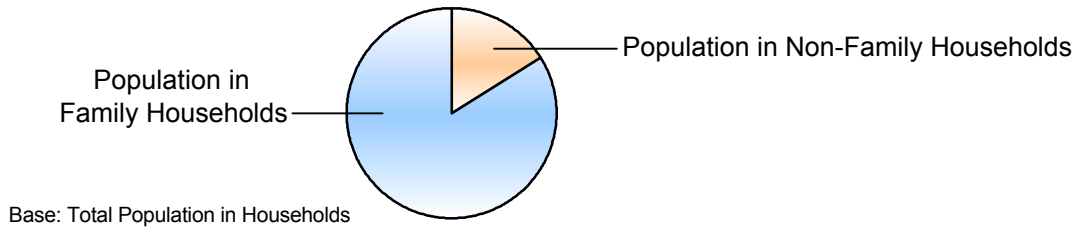
FS#: 1195

Parish: **St. Francis of Assisi**

	Population		Households	
	#	Pct.	#	Pct.
Total (in Parish Boundaries)	17,020	100.0%	6,183	100.0%

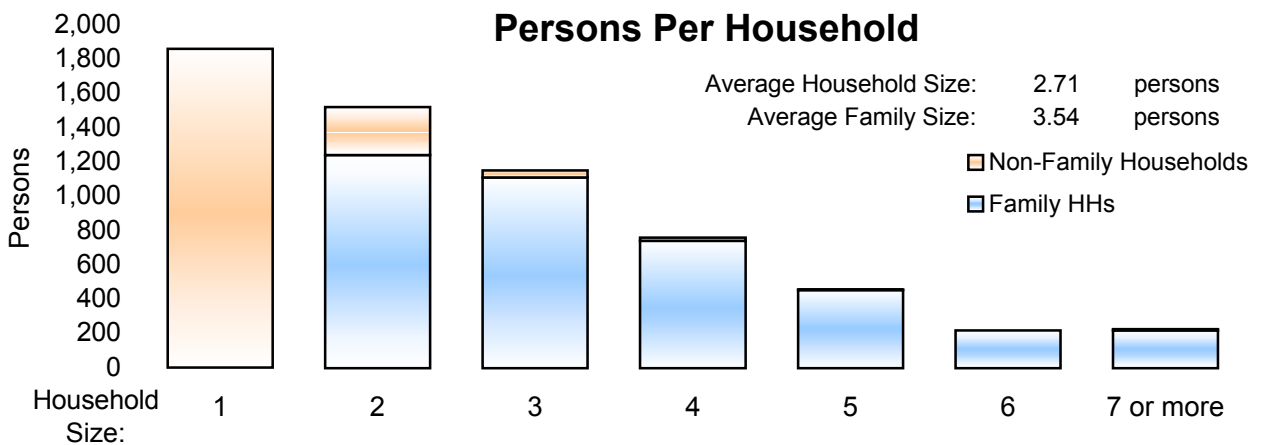
Where do people live?

	Population #	Population Pct.	Households #	Households Pct.
In Households	16,759	98.5%	6,183	100.0%
Family Households	14,049	82.5%	3,969	64.2%
Married Couple Family			1,398	22.6%
Male Householder, no wife present			397	6.4%
Female Householder, no husband present			2,174	35.2%



	Population #	Population Pct.	Households #	Households Pct.
Non-Family Households	2,710	15.9%	2,214	35.8%
Single Person Households (total)	1,860	10.9%	1,860	30.1%
Single Person Households Over 65 Years	404	2.4%	404	6.5%
Other Non Family Households (total)	850	5.0%	354	5.7%

Households with: Same-Sex Unmarried Partners	In Family or Non-Family Households	52	0.8%
Households with: Opposite-Sex Unmarried Partners	In Family or Non-Family Households	385	6.2%



	Population #	Population Pct.
In Group Quarters (Total)	261	1.5%
Institutional Population	139	0.8%
Noninstitutionalized Population	122	0.7%

2000 U.S. Census Data - Report 4b

Cluster: 18
Vicariate: Philadelphia - North

FS#: 1195

Parish: **St. Francis of Assisi**

Population

Where do Children - Under Age 18 - Live?

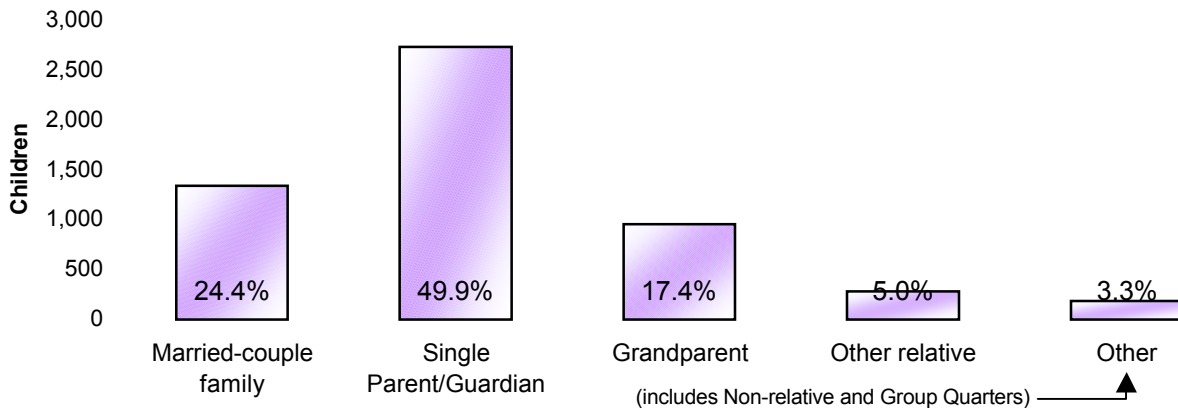
Total Children - Under Age 18 (in Parish Boundaries)

In Households

	#	Pct.
Total Children - Under Age 18 (in Parish Boundaries)	5,478	100.0%
In Households	5,464	99.7%
Householder or spouse is under 18	9	0.2%
With Related:		
Married-couple family	1,339	24.4%
Male householder, no wife present	318	5.8%
Female householder, no husband present	2,413	44.0%
Grandparent householder	952	17.4%
Other related householder	276	5.0%
With Nonrelatives	157	2.9%

In Group Quarters

In Group Quarters	14	0.3%
Institutionalized population	1	0.0%
Noninstitutionalized population	13	0.2%



Where do Adults - Age 65 and older - Live?

Total Adults - Age 65 and older (in Parish Boundaries)

In Households

	#	Pct.
Total Adults - Age 65 and older (in Parish Boundaries)	1,393	100.0%
In Households	1,310	94.0%
Family Households:		
Is Householder or Spouse	656	47.1%
With Householder Child	90	6.5%
With Other Relative householder	64	4.6%
With Non-Related Householder	13	0.9%
In Nonfamily households:		
Male Living Alone	146	10.5%
Female Living Alone	258	18.5%
Other	83	6.0%

In group quarters:

In group quarters:	83	6.0%
Institutionalized population	59	4.2%
Noninstitutionalized population	24	1.7%

2000 U.S. Census Data - Report 4c

Cluster: 18
Vicariate: Philadelphia - North

FS#: 1195

Parish:

St. Francis of Assisi

What do we know about Catholic Households?	Population		Households	
	#	Pct.	#	Pct.
Registered Catholic (Total)	1,044	100.0%	389	100.0%
Single Person Households	75	7.2%	75	19.3%
Religiously Mixed Households			140	36.0%
Contributing Households			200	51.4%

Household Charts:

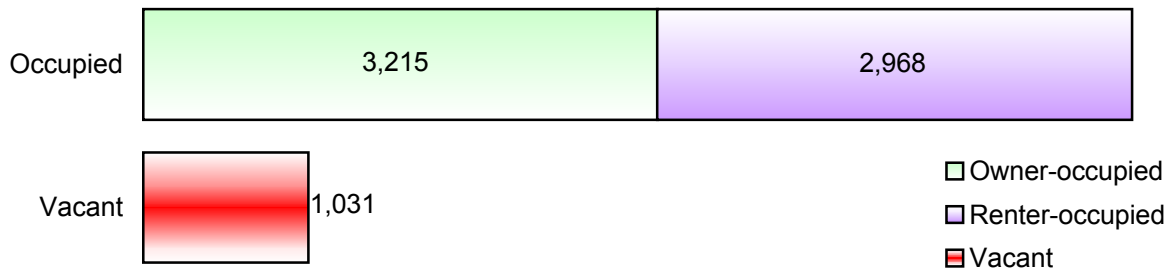


Base: Total Registered Catholic Households

How many housing units are in the parish?

Housing Units

	#	Pct. of Total
Total Housing Units	7,214	100.0%
Occupied	6,183	85.7%
Owner-occupied	3,215	44.6%
Renter-occupied	2,968	41.1%
Vacant	1,031	14.3%



- Notes:
- (a) Sources: U.S. Census Bureau; 2000 Census of Population and Housing, Summary File 1; (August 2001), 2000 Annual Pastoral Report, completed by pastors for the Chancery Office.
 - (b) Data are calculated by assignment and aggregation of census block/tract to reported geography.
 - (c) Percentages may not total to 100% due to rounding.
 - (d) Average Household and Average Family Size computed as means.

2000 U.S. Census Reports 4a, 4b, and 4c

The U.S. Census Bureau collects data on the people of the United States every 10 years. The 2000 U.S. Census Reports are produced by the Office for Research and Planning of the Archdiocese of Philadelphia for use by pastors. A complete glossary of U.S. Census terminology may be found at: <http://www.census.gov/main/www/glossary.html>. Listed below are definitions to help you understand U.S. Census Reports 4a, 4b, and 4c.

Important Definitions from the U.S. Census:

The census reports two main kinds of housing: households and group quarters:

A **household** is a house, apartment, mobile home or trailer, or a single/group of rooms occupied as separate living quarters.

A **family** includes a householder (the person in whose name the home is owned or rented) and one or more people living in the same household who are related to the householder by birth, marriage, or adoption.

Non-family households are comprised of a householder living alone or with non-relatives only.

In most cases, the **householder** is the person (or one of the people) in whose name the home is owned or rented and/or is listed as Person 1 on the census questionnaire.

A household which contains **unmarried partners** (a householder and his or her partner who are not legally married or participating in a common law marriage) can be either a family or a non-family household. If related persons (e.g. children) live there also, this would be a family household.

Institutional Group Quarters contain people under the care or supervision of trained staff, and classified as "patients" or "inmates" in juvenile and correctional institutions, nursing homes and hospitals for chronically ill.

Non-Institutional Group Quarters contain people living in group quarters other than institutions including college dormitories, religious/other group homes, missions and shelters.

A **Housing Unit** is a house, apartment, mobile home or trailer, group of rooms, or a single room occupied as separate living quarters in which occupants live separately from other individuals in the building.

The following terms are used by the Chancery and the Research and Planning Office when collecting data in the Annual Pastoral Report:

A **Religiously Mixed Household** is a registered household in which at least one member is not Catholic.

A **Contributing Household** is a registered household that regularly uses Church envelopes or is a known financial contributor.