

2000 U.S. Census Data - Report 4a

Cluster: 33
 Vicariate: Philadelphia - South
 Parish:

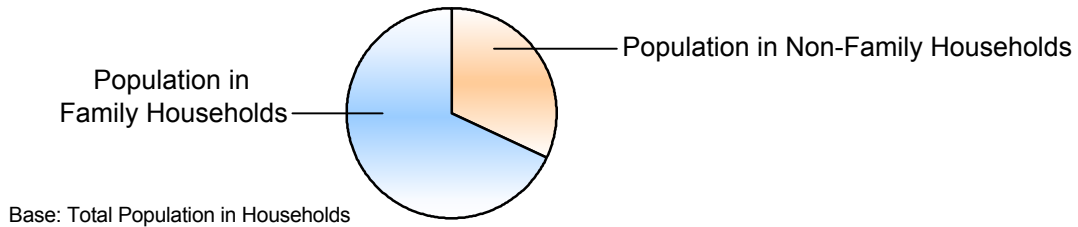
FS#: 1200

St. Francis de Sales

	Population		Households	
	#	Pct.	#	Pct.
Total (in Parish Boundaries)	30,433	100.0%	13,033	100.0%

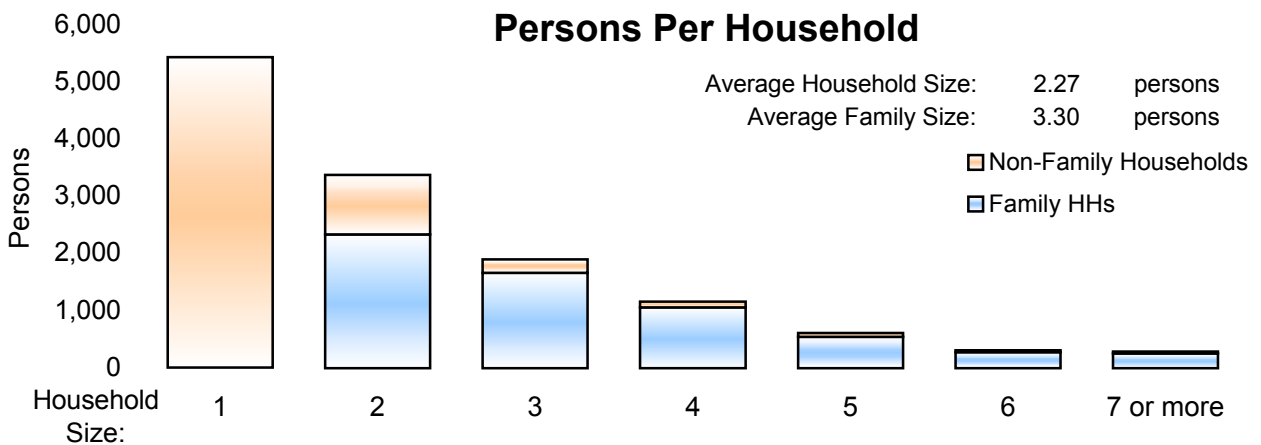
Where do people live?

	Population	Pct.	Households	Pct.
In Households	29,562	97.1%	13,033	100.0%
Family Households	20,123	66.1%	6,092	46.7%
Married Couple Family			2,499	19.2%
Male Householder, no wife present			664	5.1%
Female Householder, no husband present			2,929	22.5%



	Population	Pct.	Households	Pct.
Non-Family Households	9,439	31.0%	6,941	53.3%
Single Person Households (total)	5,431	17.8%	5,431	41.7%
Single Person Households Over 65 Years	925	3.0%	925	7.1%
Other Non Family Households (total)	4,008	13.2%	1,510	11.6%

Households with: Same-Sex Unmarried Partners	In Family or Non-Family Households	122	0.9%
Households with: Opposite-Sex Unmarried Partners	In Family or Non-Family Households	676	5.2%



	Population	Pct.
In Group Quarters (Total)	871	2.9%
Institutional Population	280	0.9%
Noninstitutionalized Population	591	1.9%

2000 U.S. Census Data - Report 4b

Cluster: 33
Vicariate: Philadelphia - South

FS#: 1200

Parish: **St. Francis de Sales**

Population

Where do Children - Under Age 18 - Live?

Total Children - Under Age 18 (in Parish Boundaries)

In Households

Householder or spouse is under 18

With Related:

Married-couple family

Male householder, no wife present

Female householder, no husband present

Grandparent householder

Other related householder

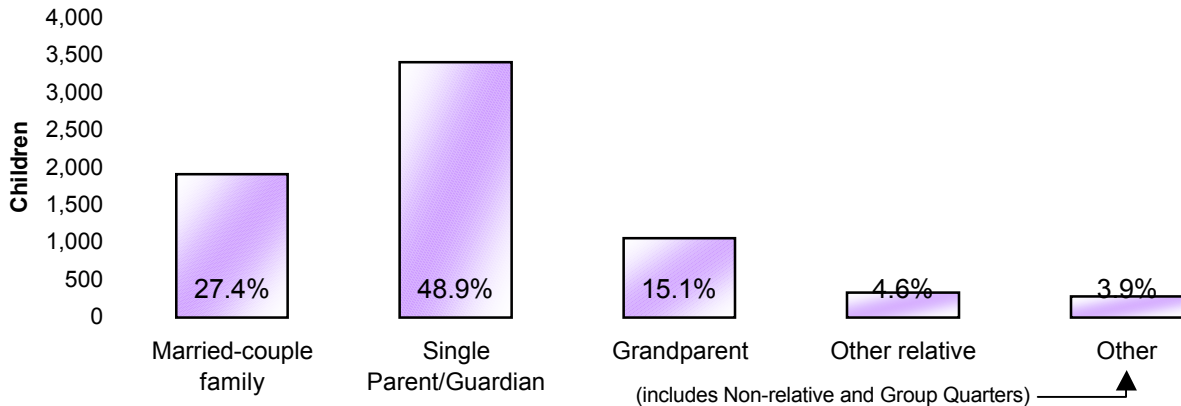
With Nonrelatives

In Group Quarters

Institutionalized population

Noninstitutionalized population

#	Pct.
6,962	100.0%
6,893	99.0%
16	0.2%
1,910	27.4%
416	6.0%
2,989	42.9%
1,053	15.1%
323	4.6%
186	2.7%
69	1.0%
0	0.0%
69	1.0%



Where do Adults - Age 65 and older - Live?

Total Adults - Age 65 and older (in Parish Boundaries)

In Households

Family Households:

Is Householder or Spouse

With Householder Child

With Other Relative householder

With Non-Related Householder

In Nonfamily households:

Male Living Alone

Female Living Alone

Other

In group quarters:

Institutionalized population

Noninstitutionalized population

2,957	100.0%
2,688	90.9%
1,296	43.8%
134	4.5%
142	4.8%
35	1.2%
279	9.4%
646	21.8%
156	5.3%
269	9.1%
225	7.6%
44	1.5%

2000 U.S. Census Data - Report 4c

Cluster: 33
Vicariate: Philadelphia - South

FS#: 1200

Parish:

St. Francis de Sales

What do we know about Catholic Households?	Population		Households	
	#	Pct.	#	Pct.
Registered Catholic (Total)	2,389	100.0%	701	100.0%
Single Person Households	321	13.4%	321	45.8%
Religiously Mixed Households			141	20.1%
Contributing Households			202	28.8%

Household Charts:

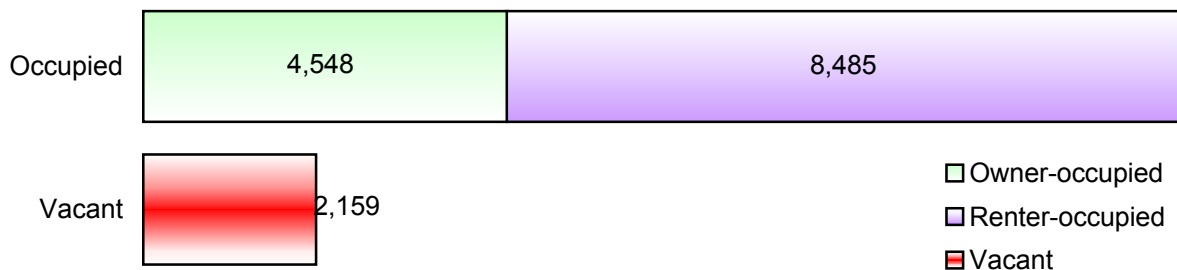


Base: Total Registered Catholic Households

How many housing units are in the parish?

Housing Units

	#	Pct. of Total
Total Housing Units	15,192	100.0%
Occupied	13,033	85.8%
Owner-occupied	4,548	29.9%
Renter-occupied	8,485	55.9%
Vacant	2,159	14.2%



- Notes:
- (a) Sources: U.S. Census Bureau; 2000 Census of Population and Housing, Summary File 1; (August 2001), 2000 Annual Pastoral Report, completed by pastors for the Chancery Office.
 - (b) Data are calculated by assignment and aggregation of census block/tract to reported geography.
 - (c) Percentages may not total to 100% due to rounding.
 - (d) Average Household and Average Family Size computed as means.

2000 U.S. Census Reports 4a, 4b, and 4c

The U.S. Census Bureau collects data on the people of the United States every 10 years. The 2000 U.S. Census Reports are produced by the Office for Research and Planning of the Archdiocese of Philadelphia for use by pastors. A complete glossary of U.S. Census terminology may be found at: <http://www.census.gov/main/www/glossary.html>. Listed below are definitions to help you understand U.S. Census Reports 4a, 4b, and 4c.

Important Definitions from the U.S. Census:

The census reports two main kinds of housing: households and group quarters:

A **household** is a house, apartment, mobile home or trailer, or a single/group of rooms occupied as separate living quarters.

A **family** includes a householder (the person in whose name the home is owned or rented) and one or more people living in the same household who are related to the householder by birth, marriage, or adoption.

Non-family households are comprised of a householder living alone or with non-relatives only.

In most cases, the **householder** is the person (or one of the people) in whose name the home is owned or rented and/or is listed as Person 1 on the census questionnaire.

A household which contains **unmarried partners** (a householder and his or her partner who are not legally married or participating in a common law marriage) can be either a family or a non-family household. If related persons (e.g. children) live there also, this would be a family household.

Institutional Group Quarters contain people under the care or supervision of trained staff, and classified as "patients" or "inmates" in juvenile and correctional institutions, nursing homes and hospitals for chronically ill.

Non-Institutional Group Quarters contain people living in group quarters other than institutions including college dormitories, religious/other group homes, missions and shelters.

A **Housing Unit** is a house, apartment, mobile home or trailer, group of rooms, or a single room occupied as separate living quarters in which occupants live separately from other individuals in the building.

The following terms are used by the Chancery and the Research and Planning Office when collecting data in the Annual Pastoral Report:

A **Religiously Mixed Household** is a registered household in which at least one member is not Catholic.

A **Contributing Household** is a registered household that regularly uses Church envelopes or is a known financial contributor.