

2000 U.S. Census Data - Report 4a

Cluster: 20
 Vicariate: Philadelphia - South
 Parish:

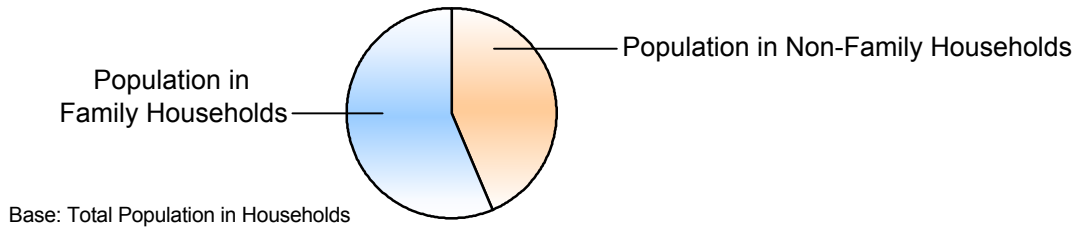
FS# : 1205

St. Francis Xavier

	Population		Households	
	#	Pct.	#	Pct.
Total (in Parish Boundaries)	16,218	100.0%	8,332	100.0%

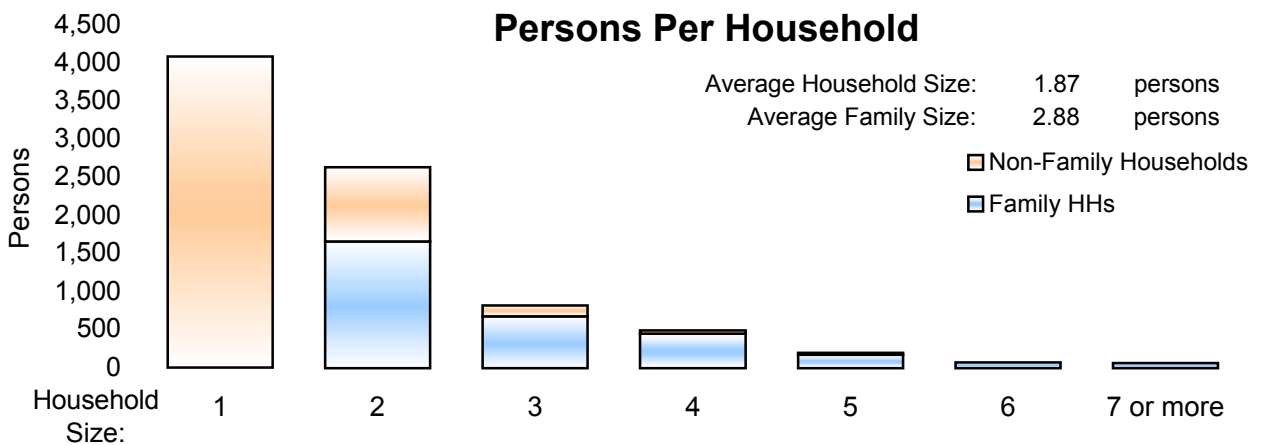
Where do people live?

	Population #	Population Pct.	Households #	Households Pct.
In Households	15,594	96.2%	8,332	100.0%
Family Households	8,809	54.3%	3,063	36.8%
Married Couple Family			1,991	23.9%
Male Householder, no wife present			261	3.1%
Female Householder, no husband present			811	9.7%



	Population		Households	
	#	Pct.	#	Pct.
Non-Family Households	6,785	41.8%	5,269	63.2%
Single Person Households (total)	4,078	25.1%	4,078	48.9%
Single Person Households Over 65 Years	915	5.6%	915	11.0%
Other Non Family Households (total)	2,707	16.7%	1,191	14.3%

Households with: Same-Sex Unmarried Partners	In Family or Non-Family Households	110	1.3%
Households with: Opposite-Sex Unmarried Partners	In Family or Non-Family Households	448	5.4%



	Population #	Population Pct.
In Group Quarters (Total)	624	3.8%
Institutional Population	583	3.6%
Noninstitutionalized Population	41	0.3%

2000 U.S. Census Data - Report 4b

Cluster: 20
Vicariate: Philadelphia - South

FS#: 1205

Parish: **St. Francis Xavier**

Population

Where do Children - Under Age 18 - Live?

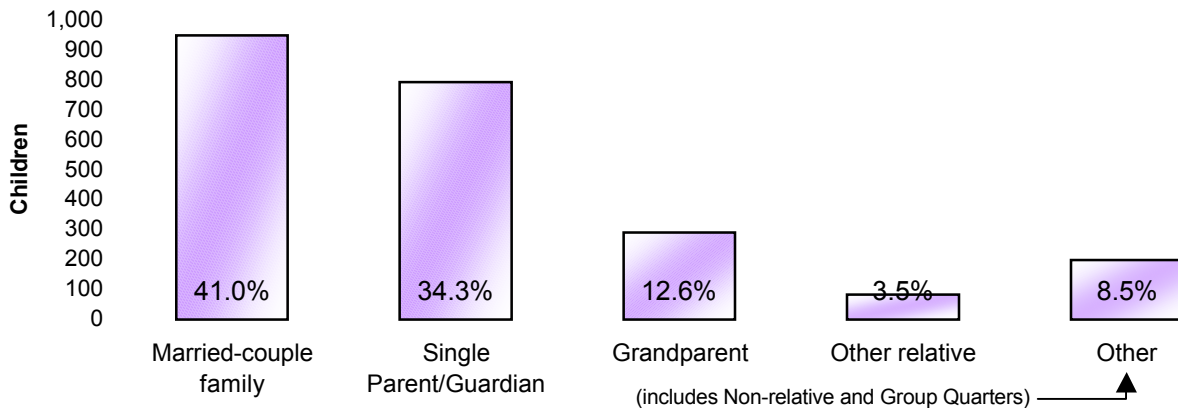
Total Children - Under Age 18 (in Parish Boundaries)

In Households

	#	Pct.
Total Children - Under Age 18 (in Parish Boundaries)	2,310	100.0%
In Households	2,167	93.8%
Householder or spouse is under 18	4	0.2%
With Related:		
Married-couple family	948	41.0%
Male householder, no wife present	119	5.2%
Female householder, no husband present	674	29.2%
Grandparent householder	290	12.6%
Other related householder	82	3.5%
With Nonrelatives	50	2.2%

In Group Quarters

In Group Quarters	143	6.2%
Institutionalized population	143	6.2%
Noninstitutionalized population	0	0.0%



Where do Adults - Age 65 and older - Live?

Total Adults - Age 65 and older (in Parish Boundaries)

In Households

	#	Pct.
Total Adults - Age 65 and older (in Parish Boundaries)	2,358	100.0%
In Households	2,078	88.1%
Family Households:		
Is Householder or Spouse	915	38.8%
With Householder Child	69	2.9%
With Other Relative householder	82	3.5%
With Non-Related Householder	11	0.5%
In Nonfamily households:		
Male Living Alone	214	9.1%
Female Living Alone	701	29.7%
Other	86	3.6%

In group quarters:

In group quarters:	280	11.9%
Institutionalized population	273	11.6%
Noninstitutionalized population	7	0.3%

2000 U.S. Census Data - Report 4c


Cluster: 20
Vicariate: Philadelphia - South

FS#: 1205

Parish: **St. Francis Xavier**

What do we know about Catholic Households?	Population		Households	
	#	Pct.	#	Pct.
Registered Catholic (Total)	2,583	100.0%	1,314	100.0%
Single Person Households	577	22.3%	577	43.9%
Religiously Mixed Households			76	5.8%
Contributing Households			438	33.3%

Household Charts:

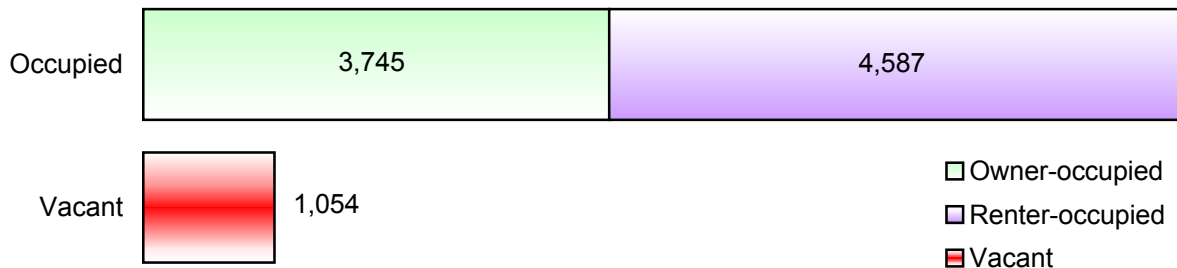


Base: Total Registered Catholic Households

How many housing units are in the parish?

Housing Units

	#	Pct. of Total
Total Housing Units	9,386	100.0%
Occupied	8,332	88.8%
Owner-occupied	3,745	39.9%
Renter-occupied	4,587	48.9%
Vacant	1,054	11.2%



- Notes:
- (a) Sources: U.S. Census Bureau; 2000 Census of Population and Housing, Summary File 1; (August 2001), 2000 Annual Pastoral Report, completed by pastors for the Chancery Office.
 - (b) Data are calculated by assignment and aggregation of census block/tract to reported geography.
 - (c) Percentages may not total to 100% due to rounding.
 - (d) Average Household and Average Family Size computed as means.

2000 U.S. Census Reports 4a, 4b, and 4c

The U.S. Census Bureau collects data on the people of the United States every 10 years. The 2000 U.S. Census Reports are produced by the Office for Research and Planning of the Archdiocese of Philadelphia for use by pastors. A complete glossary of U.S. Census terminology may be found at: <http://www.census.gov/main/www/glossary.html>. Listed below are definitions to help you understand U.S. Census Reports 4a, 4b, and 4c.

Important Definitions from the U.S. Census:

The census reports two main kinds of housing: households and group quarters:

A **household** is a house, apartment, mobile home or trailer, or a single/group of rooms occupied as separate living quarters.

A **family** includes a householder (the person in whose name the home is owned or rented) and one or more people living in the same household who are related to the householder by birth, marriage, or adoption.

Non-family households are comprised of a householder living alone or with non-relatives only.

In most cases, the **householder** is the person (or one of the people) in whose name the home is owned or rented and/or is listed as Person 1 on the census questionnaire.

A household which contains **unmarried partners** (a householder and his or her partner who are not legally married or participating in a common law marriage) can be either a family or a non-family household. If related persons (e.g. children) live there also, this would be a family household.

Institutional Group Quarters contain people under the care or supervision of trained staff, and classified as "patients" or "inmates" in juvenile and correctional institutions, nursing homes and hospitals for chronically ill.

Non-Institutional Group Quarters contain people living in group quarters other than institutions including college dormitories, religious/other group homes, missions and shelters.

A **Housing Unit** is a house, apartment, mobile home or trailer, group of rooms, or a single room occupied as separate living quarters in which occupants live separately from other individuals in the building.

The following terms are used by the Chancery and the Research and Planning Office when collecting data in the Annual Pastoral Report:

A **Religiously Mixed Household** is a registered household in which at least one member is not Catholic.

A **Contributing Household** is a registered household that regularly uses Church envelopes or is a known financial contributor.