

2000 U.S. Census Data - Report 4a

Cluster: 23
 Vicariate: Philadelphia - South
 Parish:

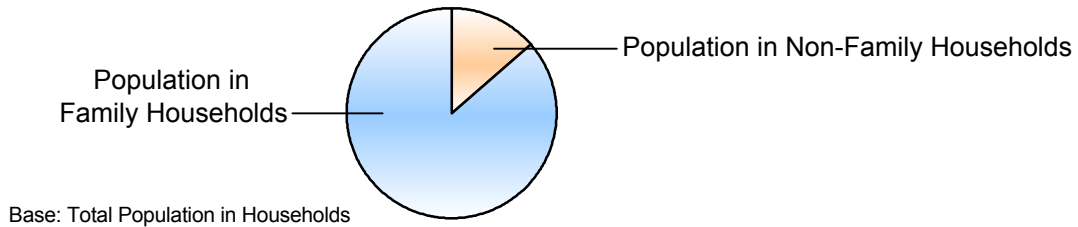
FS# : 1210

St. Gabriel

	Population		Households	
	#	Pct.	#	Pct.
Total (in Parish Boundaries)	12,543	100.0%	4,643	100.0%

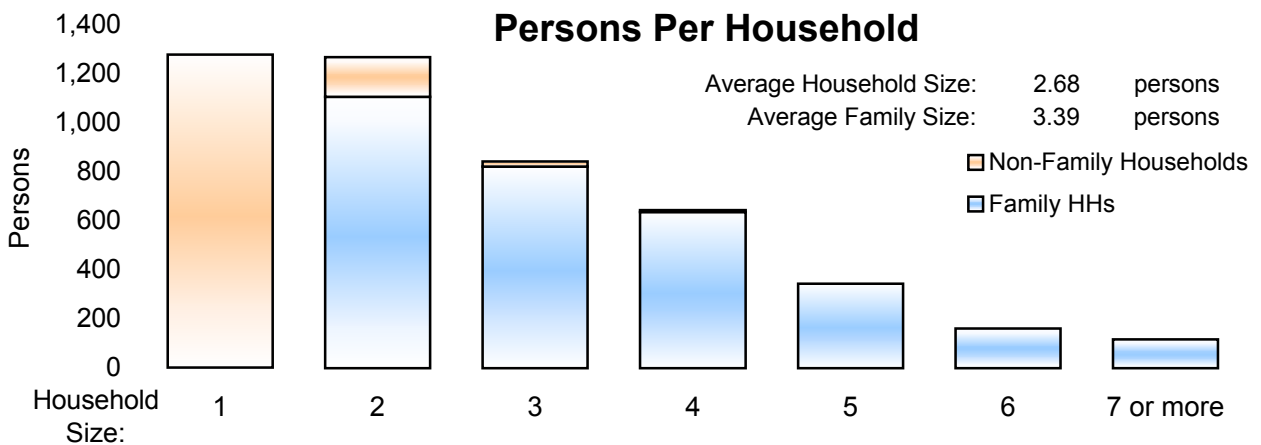
Where do people live?

	Population #	Population Pct.	Households #	Households Pct.
In Households	12,458	99.3%	4,643	100.0%
Family Households	10,765	85.8%	3,175	68.4%
Married Couple Family			1,106	23.8%
Male Householder, no wife present			294	6.3%
Female Householder, no husband present			1,775	38.2%



	Population		Households	
	#	Pct.	#	Pct.
Non-Family Households	1,693	13.5%	1,468	31.6%
Single Person Households (total)	1,278	10.2%	1,278	27.5%
Single Person Households Over 65 Years	530	4.2%	530	11.4%
Other Non Family Households (total)	415	3.3%	190	4.1%

Households with: Same-Sex Unmarried Partners	In Family or Non-Family Households	26	0.6%
Households with: Opposite-Sex Unmarried Partners	In Family or Non-Family Households	276	5.9%



	Population #	Population Pct.
In Group Quarters (Total)	85	0.7%
Institutional Population	0	0.0%
Noninstitutionalized Population	85	0.7%

2000 U.S. Census Data - Report 4b

Cluster: 23
 Vicariate: Philadelphia - South
 Parish:

FS#: 1210

St. Gabriel

Population

Where do Children - Under Age 18 - Live?

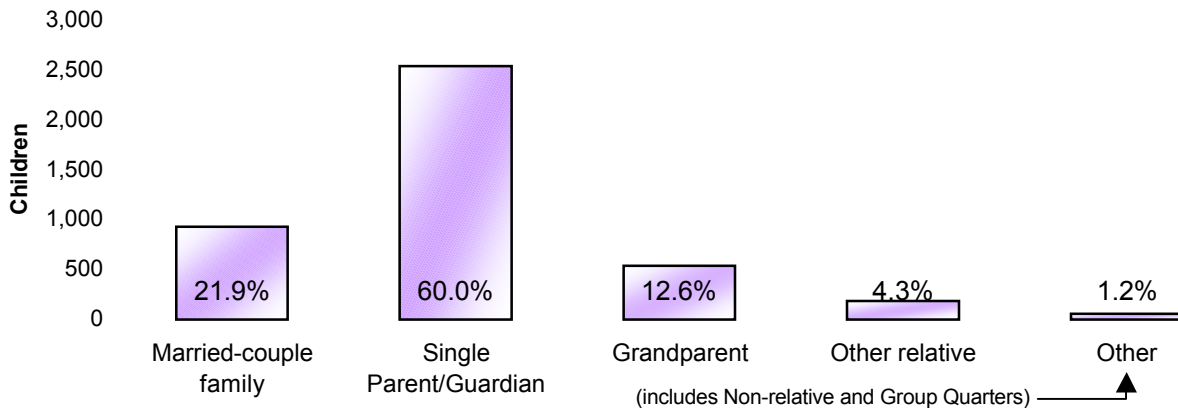
Total Children - Under Age 18 (in Parish Boundaries)

In Households

	#	Pct.
Total Children - Under Age 18 (in Parish Boundaries)	4,233	100.0%
In Households	4,231	100.0%
Householder or spouse is under 18	3	0.1%
With Related:		
Married-couple family	925	21.9%
Male householder, no wife present	193	4.6%
Female householder, no husband present	2,347	55.4%
Grandparent householder	533	12.6%
Other related householder	183	4.3%
With Nonrelatives	47	1.1%

In Group Quarters

Institutionalized population	0	0.0%
Noninstitutionalized population	2	0.0%



Where do Adults - Age 65 and older - Live?

Total Adults - Age 65 and older (in Parish Boundaries)

In Households

	#	Pct.
Total Adults - Age 65 and older (in Parish Boundaries)	1,561	100.0%
In Households	1,548	99.2%
Family Households:		
Is Householder or Spouse	809	51.8%
With Householder Child	74	4.7%
With Other Relative householder	64	4.1%
With Non-Related Householder	19	1.2%
In Nonfamily households:		
Male Living Alone	152	9.7%
Female Living Alone	378	24.2%
Other	52	3.3%

In group quarters:

Institutionalized population	0	0.0%
Noninstitutionalized population	13	0.8%

2000 U.S. Census Data - Report 4c

Cluster: 23
Vicariate: Philadelphia - South

FS#: 1210

Parish: **St. Gabriel**

What do we know about Catholic Households?	Population		Households	
	#	Pct.	#	Pct.
Registered Catholic (Total)	2,486	100.0%	976	100.0%
Single Person Households	207	8.3%	207	21.2%
Religiously Mixed Households			36	3.7%
Contributing Households			250	25.6%

Household Charts:




Base: Total Registered Catholic Households

How many housing units are in the parish?

Housing Units

	#	Pct. of Total
Total Housing Units	5,502	100.0%
Occupied	4,643	84.4%
Owner-occupied	2,607	47.4%
Renter-occupied	2,036	37.0%
Vacant	859	15.6%



- Notes:
- (a) Sources: U.S. Census Bureau; 2000 Census of Population and Housing, Summary File 1; (August 2001), 2000 Annual Pastoral Report, completed by pastors for the Chancery Office.
 - (b) Data are calculated by assignment and aggregation of census block/tract to reported geography.
 - (c) Percentages may not total to 100% due to rounding.
 - (d) Average Household and Average Family Size computed as means.

2000 U.S. Census Reports 4a, 4b, and 4c

The U.S. Census Bureau collects data on the people of the United States every 10 years. The 2000 U.S. Census Reports are produced by the Office for Research and Planning of the Archdiocese of Philadelphia for use by pastors. A complete glossary of U.S. Census terminology may be found at: <http://www.census.gov/main/www/glossary.html>. Listed below are definitions to help you understand U.S. Census Reports 4a, 4b, and 4c.

Important Definitions from the U.S. Census:

The census reports two main kinds of housing: households and group quarters:

A **household** is a house, apartment, mobile home or trailer, or a single/group of rooms occupied as separate living quarters.

A **family** includes a householder (the person in whose name the home is owned or rented) and one or more people living in the same household who are related to the householder by birth, marriage, or adoption.

Non-family households are comprised of a householder living alone or with non-relatives only.

In most cases, the **householder** is the person (or one of the people) in whose name the home is owned or rented and/or is listed as Person 1 on the census questionnaire.

A household which contains **unmarried partners** (a householder and his or her partner who are not legally married or participating in a common law marriage) can be either a family or a non-family household. If related persons (e.g. children) live there also, this would be a family household.

Institutional Group Quarters contain people under the care or supervision of trained staff, and classified as "patients" or "inmates" in juvenile and correctional institutions, nursing homes and hospitals for chronically ill.

Non-Institutional Group Quarters contain people living in group quarters other than institutions including college dormitories, religious/other group homes, missions and shelters.

A **Housing Unit** is a house, apartment, mobile home or trailer, group of rooms, or a single room occupied as separate living quarters in which occupants live separately from other individuals in the building.

The following terms are used by the Chancery and the Research and Planning Office when collecting data in the Annual Pastoral Report:

A **Religiously Mixed Household** is a registered household in which at least one member is not Catholic.

A **Contributing Household** is a registered household that regularly uses Church envelopes or is a known financial contributor.