

2000 U.S. Census Data - Report 4a

Cluster: 19
Vicariate: Philadelphia - North

FS#: 1290

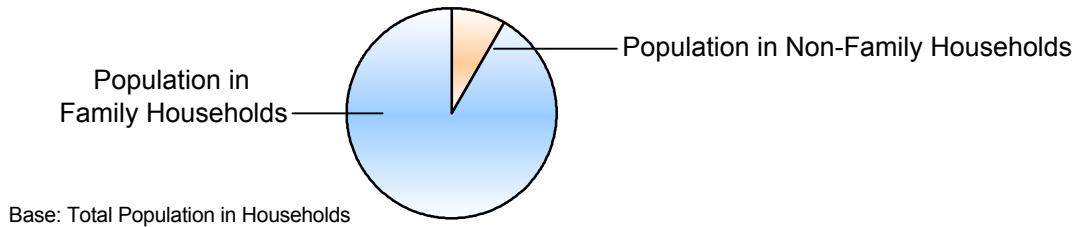
Parish:

St. Hugh of Cluny

	Population		Households	
	#	Pct.	#	Pct.
Total (in Parish Boundaries)	15,200	100.0%	4,499	100.0%

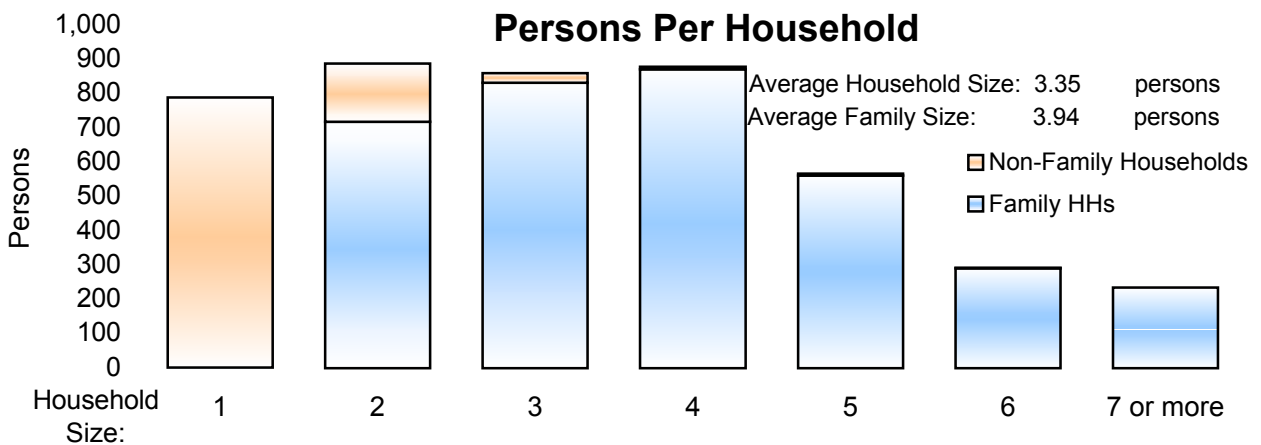
Where do people live?

	Population #	Population Pct.	Households #	Households Pct.
In Households	15,074	99.2%	4,499	100.0%
Family Households	13,801	90.8%	3,499	77.8%
Married Couple Family			1,353	30.1%
Male Householder, no wife present			349	7.8%
Female Householder, no husband present			1,797	39.9%



	Population #	Population Pct.	Households #	Households Pct.
Non-Family Households	1,273	8.4%	1,000	22.2%
Single Person Households (total)	788	5.2%	788	17.5%
Single Person Households Over 65 Years	253	1.7%	253	5.6%
Other Non Family Households (total)	485	3.2%	212	4.7%

Households with: Same-Sex Unmarried Partners	In Family or Non-Family Households	31	0.7%
Households with: Opposite-Sex Unmarried Partners	In Family or Non-Family Households	424	9.4%



	Population #	Population Pct.
In Group Quarters (Total)	126	0.8%
Institutional Population	0	0.0%
Noninstitutionalized Population	126	0.8%

2000 U.S. Census Data - Report 4b

Cluster: 19
Vicariate: Philadelphia - North

FS#: 1290

Parish: **St. Hugh of Cluny**

Population

Where do Children - Under Age 18 - Live?

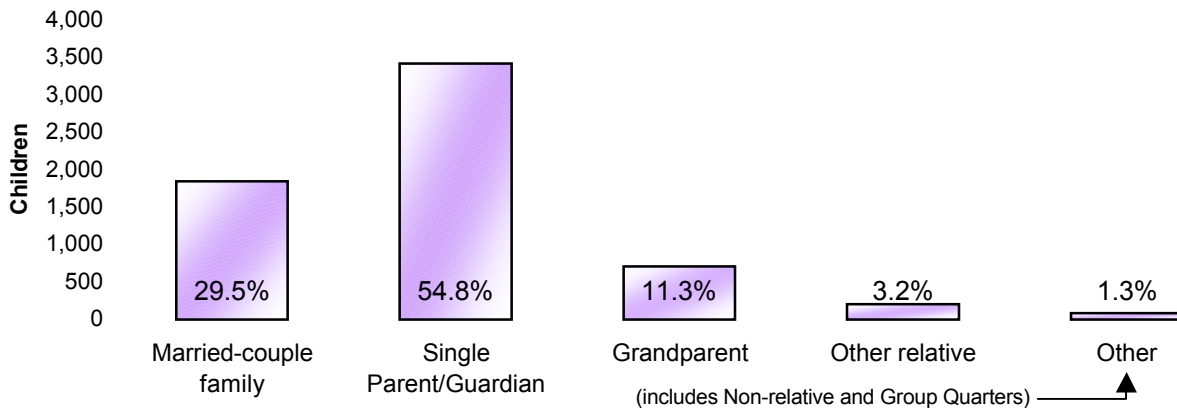
Total Children - Under Age 18 (in Parish Boundaries)

In Households

	#	Pct.
Total Children - Under Age 18 (in Parish Boundaries)	6,239	100.0%
In Households	6,227	99.8%
Householder or spouse is under 18	9	0.1%
With Related:		
Married-couple family	1,840	29.5%
Male householder, no wife present	419	6.7%
Female householder, no husband present	2,998	48.1%
Grandparent householder	703	11.3%
Other related householder	198	3.2%
With Nonrelatives	60	1.0%

In Group Quarters

Institutionalized population	12	0.2%
Noninstitutionalized population	0	0.0%



Where do Adults - Age 65 and older - Live?

Total Adults - Age 65 and older (in Parish Boundaries)

In Households

	#	Pct.
Total Adults - Age 65 and older (in Parish Boundaries)	733	100.0%
In Households	732	99.9%
Family Households:		
Is Householder or Spouse	299	40.8%
With Householder Child	70	9.5%
With Other Relative householder	50	6.8%
With Non-Related Householder	17	2.3%
In Nonfamily households:		
Male Living Alone	98	13.4%
Female Living Alone	155	21.1%
Other	43	5.9%

In group quarters:

Institutionalized population	1	0.1%
Noninstitutionalized population	0	0.0%

2000 U.S. Census Data - Report 4c

Cluster: 19
Vicariate: Philadelphia - North

FS#: 1290

Parish:

St. Hugh of Cluny

What do we know about Catholic Households?	Population		Households	
	#	Pct.	#	Pct.
Registered Catholic (Total)	4,120	100.0%	1,800	100.0%
Single Person Households	120	2.9%	120	6.7%
Religiously Mixed Households			200	11.1%
Contributing Households			700	38.9%

Household Charts:




Base: Total Registered Catholic Households

How many housing units are in the parish?

Housing Units

	#	Pct. of Total
Total Housing Units	5,368	100.0%
Occupied	4,499	83.8%
Owner-occupied	2,408	44.9%
Renter-occupied	2,091	39.0%
Vacant	869	16.2%



- Notes:
- (a) Sources: U.S. Census Bureau; 2000 Census of Population and Housing, Summary File 1; (August 2001), 2000 Annual Pastoral Report, completed by pastors for the Chancery Office.
 - (b) Data are calculated by assignment and aggregation of census block/tract to reported geography.
 - (c) Percentages may not total to 100% due to rounding.
 - (d) Average Household and Average Family Size computed as means.

2000 U.S. Census Reports 4a, 4b, and 4c

The U.S. Census Bureau collects data on the people of the United States every 10 years. The 2000 U.S. Census Reports are produced by the Office for Research and Planning of the Archdiocese of Philadelphia for use by pastors. A complete glossary of U.S. Census terminology may be found at: <http://www.census.gov/main/www/glossary.html>. Listed below are definitions to help you understand U.S. Census Reports 4a, 4b, and 4c.

Important Definitions from the U.S. Census:

The census reports two main kinds of housing: households and group quarters:

A **household** is a house, apartment, mobile home or trailer, or a single/group of rooms occupied as separate living quarters.

A **family** includes a householder (the person in whose name the home is owned or rented) and one or more people living in the same household who are related to the householder by birth, marriage, or adoption.

Non-family households are comprised of a householder living alone or with non-relatives only.

In most cases, the **householder** is the person (or one of the people) in whose name the home is owned or rented and/or is listed as Person 1 on the census questionnaire.

A household which contains **unmarried partners** (a householder and his or her partner who are not legally married or participating in a common law marriage) can be either a family or a non-family household. If related persons (e.g. children) live there also, this would be a family household.

Institutional Group Quarters contain people under the care or supervision of trained staff, and classified as "patients" or "inmates" in juvenile and correctional institutions, nursing homes and hospitals for chronically ill.

Non-Institutional Group Quarters contain people living in group quarters other than institutions including college dormitories, religious/other group homes, missions and shelters.

A **Housing Unit** is a house, apartment, mobile home or trailer, group of rooms, or a single room occupied as separate living quarters in which occupants live separately from other individuals in the building.

The following terms are used by the Chancery and the Research and Planning Office when collecting data in the Annual Pastoral Report:

A **Religiously Mixed Household** is a registered household in which at least one member is not Catholic.

A **Contributing Household** is a registered household that regularly uses Church envelopes or is a known financial contributor.