

2000 U.S. Census Data - Report 4a

Cluster: 17
 Vicariate: Philadelphia - North
 Parish:

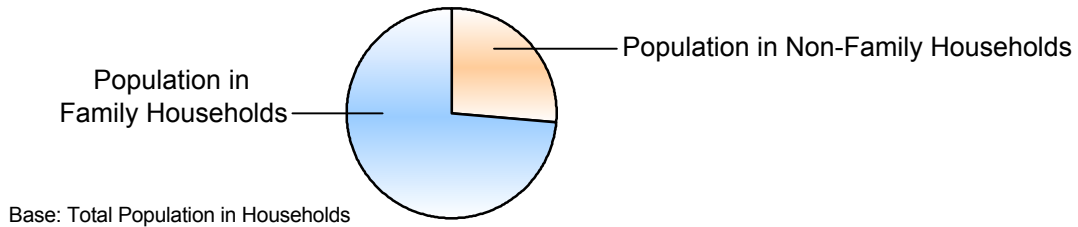
FS#: 1310

Immaculate Heart of Mary

	Population		Households	
	#	Pct.	#	Pct.
Total (in Parish Boundaries)	14,650	100.0%	6,626	100.0%

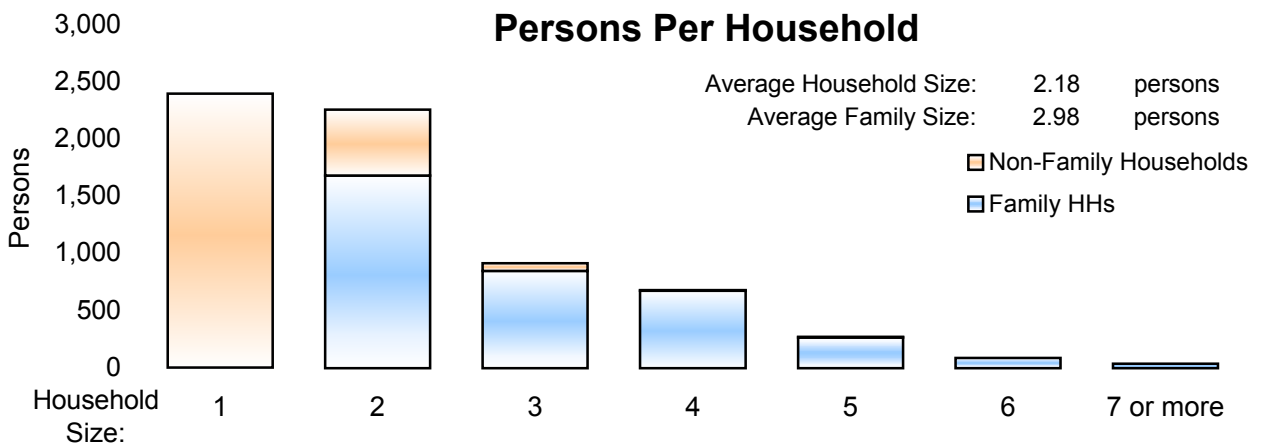
Where do people live?

	Population #	Population Pct.	Households #	Households Pct.
In Households	14,447	98.6%	6,626	100.0%
Family Households	10,648	72.7%	3,576	54.0%
Married Couple Family			2,785	42.0%
Male Householder, no wife present			181	2.7%
Female Householder, no husband present			610	9.2%



	Population #	Population Pct.	Households #	Households Pct.
Non-Family Households	3,799	25.9%	3,050	46.0%
Single Person Households (total)	2,396	16.4%	2,396	36.2%
Single Person Households Over 65 Years	937	6.4%	937	14.1%
Other Non Family Households (total)	1,403	9.6%	654	9.9%

Households with: Same-Sex Unmarried Partners	In Family or Non-Family Households	42	0.6%
Households with: Opposite-Sex Unmarried Partners	In Family or Non-Family Households	233	3.5%



	Population #	Population Pct.
In Group Quarters (Total)	203	1.4%
Institutional Population	172	1.2%
Noninstitutionalized Population	31	0.2%

2000 U.S. Census Data - Report 4b

Cluster: 17
Vicariate: Philadelphia - North

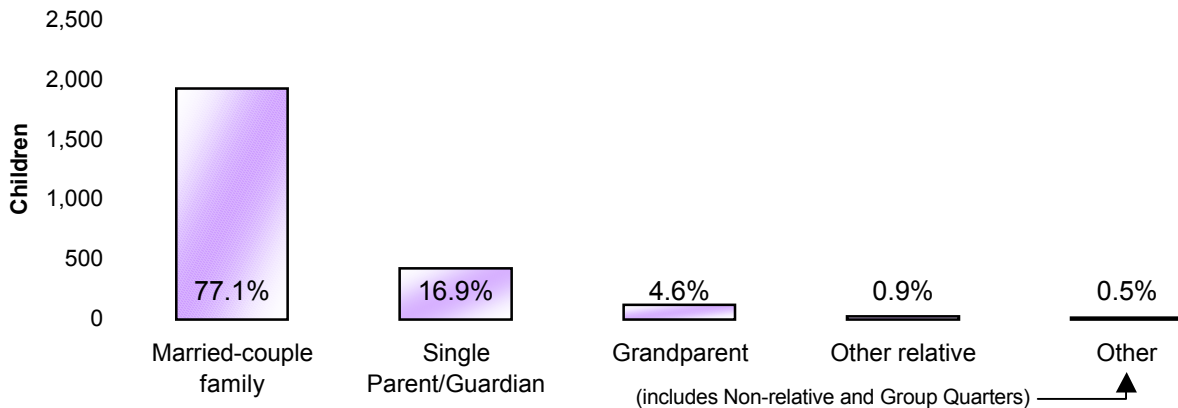
FS#: 1310

Parish: **Immaculate Heart of Mary**

Population

Where do Children - Under Age 18 - Live?

	#	Pct.
Total Children - Under Age 18 (in Parish Boundaries)	2,501	100.0%
<i>In Households</i>	2,501	100.0%
Householder or spouse is under 18	0	0.0%
With Related:		
Married-couple family	1,928	77.1%
Male householder, no wife present	90	3.6%
Female householder, no husband present	332	13.3%
Grandparent householder	116	4.6%
Other related householder	23	0.9%
With Nonrelatives	12	0.5%
<i>In Group Quarters</i>	0	0.0%
Institutionalized population	0	0.0%
Noninstitutionalized population	0	0.0%



Where do Adults - Age 65 and older - Live?

	#	Pct.
Total Adults - Age 65 and older (in Parish Boundaries)	2,847	100.0%
<i>In Households</i>	2,681	94.2%
Family Households:		
Is Householder or Spouse	1,464	51.4%
With Householder Child	118	4.1%
With Other Relative householder	109	3.8%
With Non-Related Householder	5	0.2%
In Nonfamily households:		
Male Living Alone	186	6.5%
Female Living Alone	751	26.4%
Other	48	1.7%
<i>In group quarters:</i>	166	5.8%
Institutionalized population	162	5.7%
Noninstitutionalized population	4	0.1%

2000 U.S. Census Data - Report 4c

Cluster: 17
Vicariate: Philadelphia - North

FS#: 1310

Parish: **Immaculate Heart of Mary**

What do we know about Catholic Households?	Population		Households	
	#	Pct.	#	Pct.
Registered Catholic (Total)	9,152	100.0%	2,956	100.0%
Single Person Households	340	3.7%	340	11.5%
Religiously Mixed Households			98	3.3%
Contributing Households			1,900	64.3%

Household Charts:




Base: Total Registered Catholic Households

How many housing units are in the parish?

Housing Units

	#	Pct. of Total
Total Housing Units	6,841	100.0%
Occupied	6,626	96.9%
Owner-occupied	3,854	56.3%
Renter-occupied	2,772	40.5%
Vacant	215	3.1%



- Notes:
- (a) Sources: U.S. Census Bureau; 2000 Census of Population and Housing, Summary File 1; (August 2001), 2000 Annual Pastoral Report, completed by pastors for the Chancery Office.
 - (b) Data are calculated by assignment and aggregation of census block/tract to reported geography.
 - (c) Percentages may not total to 100% due to rounding.
 - (d) Average Household and Average Family Size computed as means.

2000 U.S. Census Reports 4a, 4b, and 4c

The U.S. Census Bureau collects data on the people of the United States every 10 years. The 2000 U.S. Census Reports are produced by the Office for Research and Planning of the Archdiocese of Philadelphia for use by pastors. A complete glossary of U.S. Census terminology may be found at: <http://www.census.gov/main/www/glossary.html>. Listed below are definitions to help you understand U.S. Census Reports 4a, 4b, and 4c.

Important Definitions from the U.S. Census:

The census reports two main kinds of housing: households and group quarters:

A **household** is a house, apartment, mobile home or trailer, or a single/group of rooms occupied as separate living quarters.

A **family** includes a householder (the person in whose name the home is owned or rented) and one or more people living in the same household who are related to the householder by birth, marriage, or adoption.

Non-family households are comprised of a householder living alone or with non-relatives only.

In most cases, the **householder** is the person (or one of the people) in whose name the home is owned or rented and/or is listed as Person 1 on the census questionnaire.

A household which contains **unmarried partners** (a householder and his or her partner who are not legally married or participating in a common law marriage) can be either a family or a non-family household. If related persons (e.g. children) live there also, this would be a family household.

Institutional Group Quarters contain people under the care or supervision of trained staff, and classified as "patients" or "inmates" in juvenile and correctional institutions, nursing homes and hospitals for chronically ill.

Non-Institutional Group Quarters contain people living in group quarters other than institutions including college dormitories, religious/other group homes, missions and shelters.

A **Housing Unit** is a house, apartment, mobile home or trailer, group of rooms, or a single room occupied as separate living quarters in which occupants live separately from other individuals in the building.

The following terms are used by the Chancery and the Research and Planning Office when collecting data in the Annual Pastoral Report:

A **Religiously Mixed Household** is a registered household in which at least one member is not Catholic.

A **Contributing Household** is a registered household that regularly uses Church envelopes or is a known financial contributor.