

2000 U.S. Census Data - Report 4a

Cluster: 14
Vicariate: Philadelphia - North

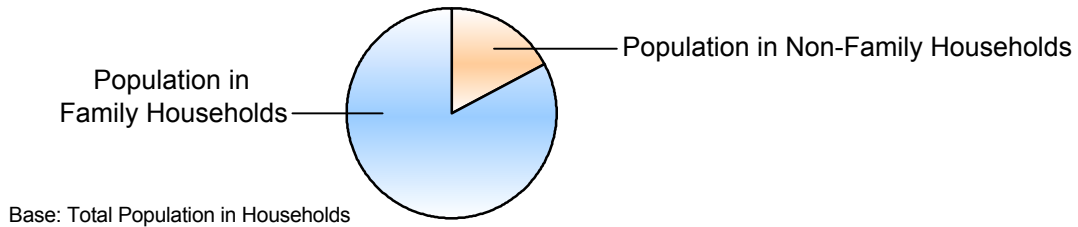
FS#: 1325

Parish: **St. Jerome**

	Population		Households	
	#	Pct.	#	Pct.
Total (in Parish Boundaries)	15,501	100.0%	6,071	100.0%

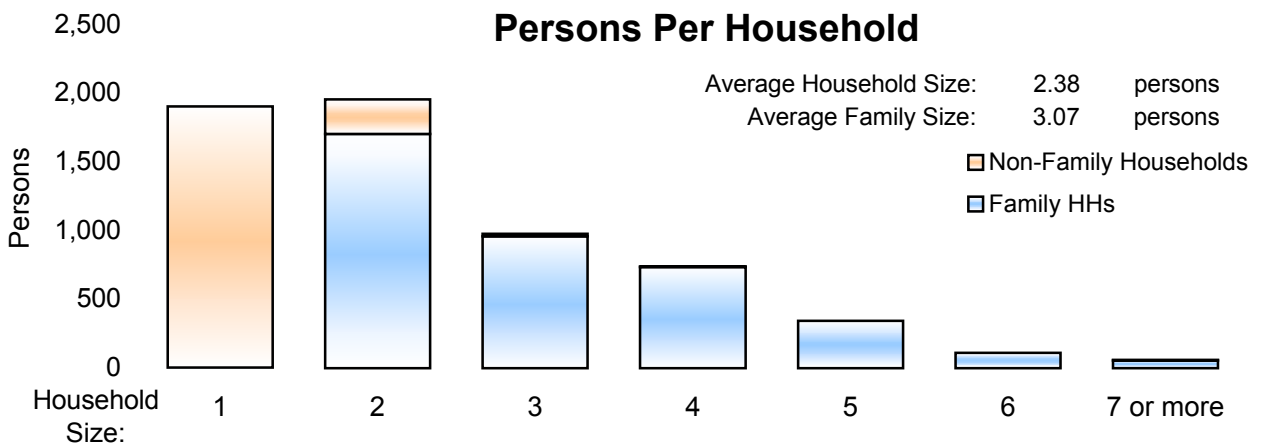
Where do people live?

	Population	Households
	#	Pct.
In Households	14,455	93.3%
Family Households	11,964	77.2%
Married Couple Family		2,886 47.5%
Male Householder, no wife present		250 4.1%
Female Householder, no husband present		760 12.5%



	Population		Households	
	#	Pct.	#	Pct.
Non-Family Households	2,491	16.1%	2,175	35.8%
Single Person Households (total)	1,902	12.3%	1,902	31.3%
Single Person Households Over 65 Years	920	5.9%	920	15.2%
Other Non Family Households (total)	589	3.8%	273	4.5%

Households with: Same-Sex Unmarried Partners	[In Family or Non-Family Households]	39	0.6%
Households with: Opposite-Sex Unmarried Partners		265	4.4%



	Population
	#
In Group Quarters (Total)	1,046
Institutional Population	923
Noninstitutionalized Population	123

2000 U.S. Census Data - Report 4b

Cluster: 14
Vicariate: Philadelphia - North

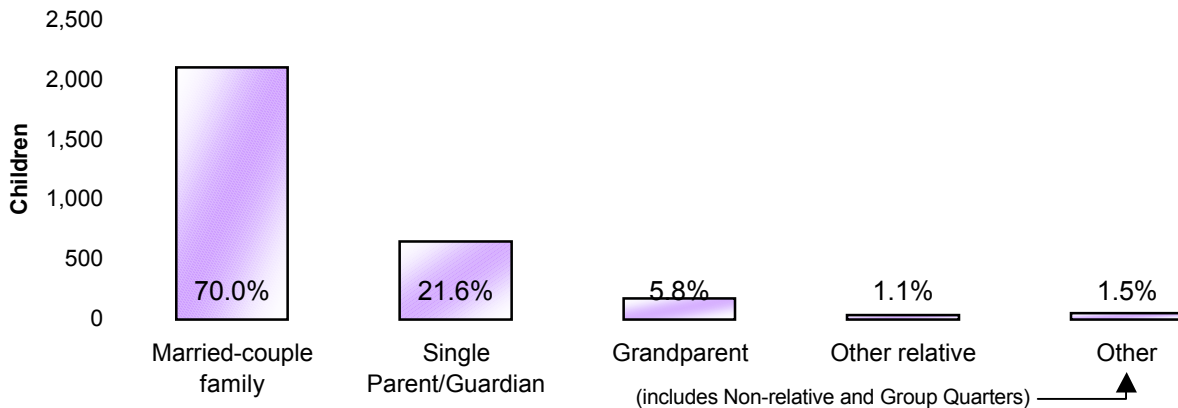
FS#: 1325

Parish: **St. Jerome**

Population

Where do Children - Under Age 18 - Live?

	#	Pct.
Total Children - Under Age 18 (in Parish Boundaries)	3,005	100.0%
<i>In Households</i>	3,005	100.0%
Householder or spouse is under 18	3	0.1%
With Related:		
Married-couple family	2,105	70.0%
Male householder, no wife present	146	4.9%
Female householder, no husband present	503	16.7%
Grandparent householder	173	5.8%
Other related householder	32	1.1%
With Nonrelatives	43	1.4%
<i>In Group Quarters</i>	0	0.0%
Institutionalized population	0	0.0%
Noninstitutionalized population	0	0.0%



Where do Adults - Age 65 and older - Live?

	#	Pct.
Total Adults - Age 65 and older (in Parish Boundaries)	3,912	100.0%
<i>In Households</i>	2,944	75.3%
Family Households:		
Is Householder or Spouse	1,710	43.7%
With Householder Child	127	3.2%
With Other Relative householder	110	2.8%
With Non-Related Householder	8	0.2%
In Nonfamily households:		
Male Living Alone	215	5.5%
Female Living Alone	705	18.0%
Other	69	1.8%
<i>In group quarters:</i>	968	24.7%
Institutionalized population	898	23.0%
Noninstitutionalized population	70	1.8%

2000 U.S. Census Data - Report 4c

Cluster: 14
Vicariate: Philadelphia - North

FS#: 1325

Parish: **St. Jerome**

What do we know about Catholic Households?	Population		Households	
	#	Pct.	#	Pct.
Registered Catholic (Total)	7,402	100.0%	2,560	100.0%
Single Person Households	354	4.8%	354	13.8%
Religiously Mixed Households			231	9.0%
Contributing Households			925	36.1%

Household Charts:




Base: Total Registered Catholic Households

How many housing units are in the parish?

Housing Units

	#	Pct. of Total
Total Housing Units	6,279	100.0%
Occupied	6,071	96.7%
Owner-occupied	3,863	61.5%
Renter-occupied	2,208	35.2%
Vacant	208	3.3%



- Notes:
- (a) Sources: U.S. Census Bureau; 2000 Census of Population and Housing, Summary File 1; (August 2001), 2000 Annual Pastoral Report, completed by pastors for the Chancery Office.
 - (b) Data are calculated by assignment and aggregation of census block/tract to reported geography.
 - (c) Percentages may not total to 100% due to rounding.
 - (d) Average Household and Average Family Size computed as means.

2000 U.S. Census Reports 4a, 4b, and 4c

The U.S. Census Bureau collects data on the people of the United States every 10 years. The 2000 U.S. Census Reports are produced by the Office for Research and Planning of the Archdiocese of Philadelphia for use by pastors. A complete glossary of U.S. Census terminology may be found at: <http://www.census.gov/main/www/glossary.html>. Listed below are definitions to help you understand U.S. Census Reports 4a, 4b, and 4c.

Important Definitions from the U.S. Census:

The census reports two main kinds of housing: households and group quarters:

A **household** is a house, apartment, mobile home or trailer, or a single/group of rooms occupied as separate living quarters.

A **family** includes a householder (the person in whose name the home is owned or rented) and one or more people living in the same household who are related to the householder by birth, marriage, or adoption.

Non-family households are comprised of a householder living alone or with non-relatives only.

In most cases, the **householder** is the person (or one of the people) in whose name the home is owned or rented and/or is listed as Person 1 on the census questionnaire.

A household which contains **unmarried partners** (a householder and his or her partner who are not legally married or participating in a common law marriage) can be either a family or a non-family household. If related persons (e.g. children) live there also, this would be a family household.

Institutional Group Quarters contain people under the care or supervision of trained staff, and classified as "patients" or "inmates" in juvenile and correctional institutions, nursing homes and hospitals for chronically ill.

Non-Institutional Group Quarters contain people living in group quarters other than institutions including college dormitories, religious/other group homes, missions and shelters.

A **Housing Unit** is a house, apartment, mobile home or trailer, group of rooms, or a single room occupied as separate living quarters in which occupants live separately from other individuals in the building.

The following terms are used by the Chancery and the Research and Planning Office when collecting data in the Annual Pastoral Report:

A **Religiously Mixed Household** is a registered household in which at least one member is not Catholic.

A **Contributing Household** is a registered household that regularly uses Church envelopes or is a known financial contributor.