

2000 U.S. Census Data - Report 4a

Cluster: 17
 Vicariate: Philadelphia - North
 Parish:

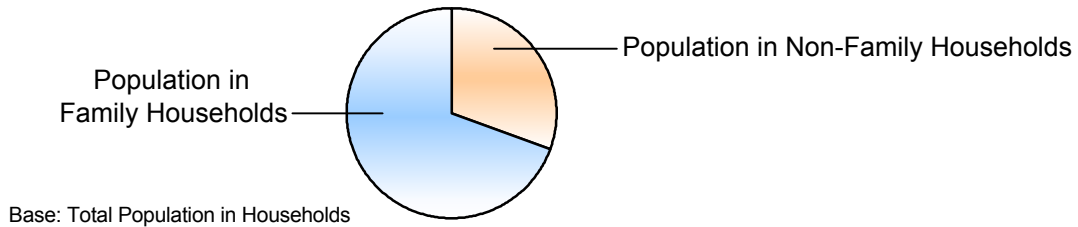
FS#: 1340

St. John the Baptist

	Population		Households	
	#	Pct.	#	Pct.
Total (in Parish Boundaries)	16,150	100.0%	7,126	100.0%

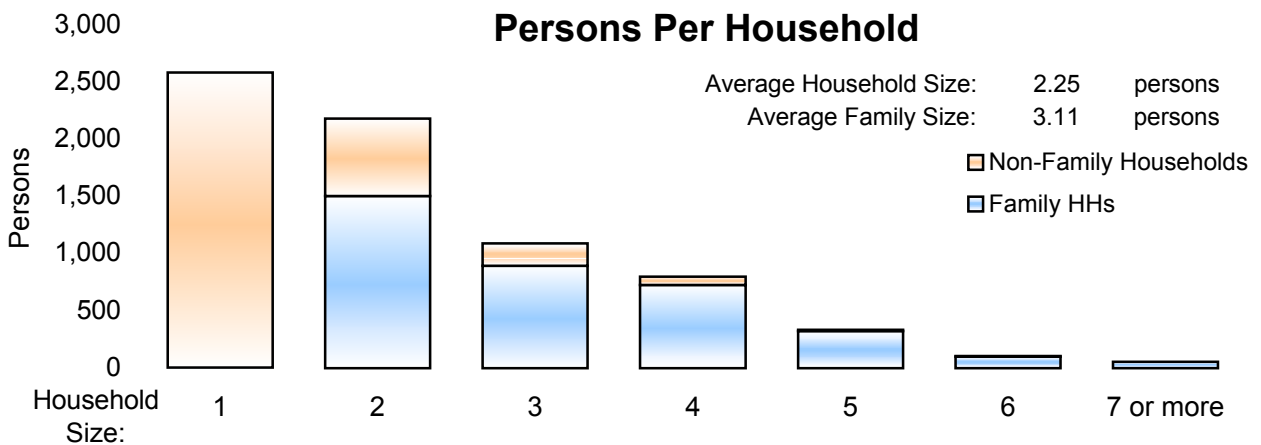
Where do people live?

	Population #	Population Pct.	Households #	Households Pct.
In Households	16,027	99.2%	7,126	100.0%
Family Households	11,118	68.8%	3,577	50.2%
Married Couple Family			2,415	33.9%
Male Householder, no wife present			290	4.1%
Female Householder, no husband present			872	12.2%



	Population		Households	
	#	Pct.	#	Pct.
Non-Family Households	4,909	30.4%	3,549	49.8%
Single Person Households (total)	2,582	16.0%	2,582	36.2%
Single Person Households Over 65 Years	706	4.4%	706	9.9%
Other Non Family Households (total)	2,327	14.4%	967	13.6%

Households with: Same-Sex Unmarried Partners	In Family or Non-Family Households	57	0.8%
Households with: Opposite-Sex Unmarried Partners	In Family or Non-Family Households	377	5.3%



	Population #	Population Pct.
In Group Quarters (Total)	123	0.8%
Institutional Population	19	0.1%
Noninstitutionalized Population	104	0.6%

2000 U.S. Census Data - Report 4b

Cluster: 17
Vicariate: Philadelphia - North

FS#: 1340

Parish: **St. John the Baptist**

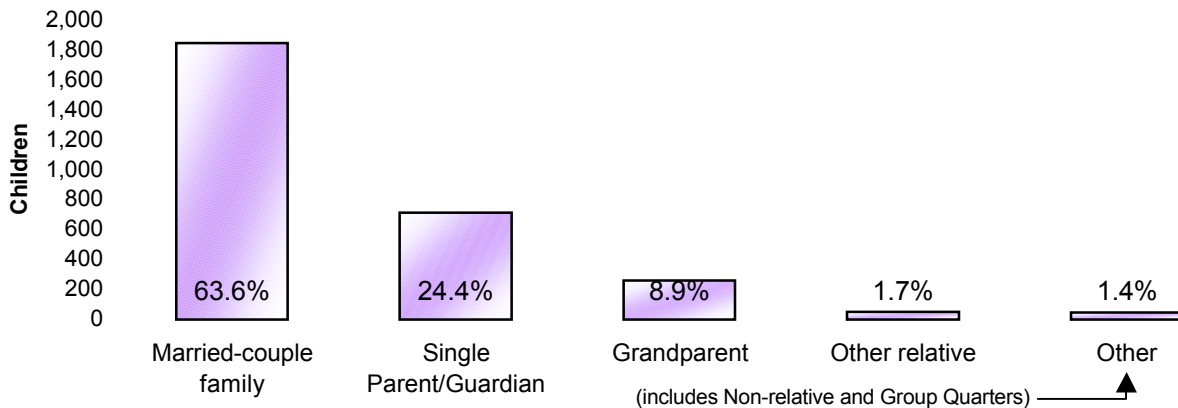
Population

Where do Children - Under Age 18 - Live?

Total Children - Under Age 18 (in Parish Boundaries)

In Households

	#	Pct.
Total Children - Under Age 18 (in Parish Boundaries)	2,904	100.0%
<i>In Households</i>	2,897	99.8%
Householder or spouse is under 18	2	0.1%
With Related:		
Married-couple family	1,847	63.6%
Male householder, no wife present	148	5.1%
Female householder, no husband present	561	19.3%
Grandparent householder	258	8.9%
Other related householder	49	1.7%
With Nonrelatives	32	1.1%
<i>In Group Quarters</i>	7	0.2%
Institutionalized population	0	0.0%
Noninstitutionalized population	7	0.2%



Where do Adults - Age 65 and older - Live?

Total Adults - Age 65 and older (in Parish Boundaries)

In Households

	#	Pct.
Total Adults - Age 65 and older (in Parish Boundaries)	2,145	100.0%
<i>In Households</i>	2,089	97.4%
Family Households:		
Is Householder or Spouse	1,125	52.4%
With Householder Child	93	4.3%
With Other Relative householder	99	4.6%
With Non-Related Householder	8	0.4%
In Nonfamily households:		
Male Living Alone	191	8.9%
Female Living Alone	515	24.0%
Other	58	2.7%
<i>In group quarters:</i>	56	2.6%
Institutionalized population	6	0.3%
Noninstitutionalized population	50	2.3%

2000 U.S. Census Data - Report 4c

Cluster: 17
Vicariate: Philadelphia - North

FS#: 1340

Parish: **St. John the Baptist**

What do we know about Catholic Households?	Population		Households	
	#	Pct.	#	Pct.
Registered Catholic (Total)	5,109	100.0%	2,230	100.0%
Single Person Households	561	11.0%	561	25.2%
Religiously Mixed Households			121	5.4%
Contributing Households			1,100	49.3%

Household Charts:




Base: Total Registered Catholic Households

How many housing units are in the parish?

Housing Units

	#	Pct. of Total
Total Housing Units	7,534	100.0%
Occupied	7,126	94.6%
Owner-occupied	4,403	58.4%
Renter-occupied	2,723	36.1%
Vacant	408	5.4%



- Notes:
- (a) Sources: U.S. Census Bureau; 2000 Census of Population and Housing, Summary File 1; (August 2001), 2000 Annual Pastoral Report, completed by pastors for the Chancery Office.
 - (b) Data are calculated by assignment and aggregation of census block/tract to reported geography.
 - (c) Percentages may not total to 100% due to rounding.
 - (d) Average Household and Average Family Size computed as means.

2000 U.S. Census Reports 4a, 4b, and 4c

The U.S. Census Bureau collects data on the people of the United States every 10 years. The 2000 U.S. Census Reports are produced by the Office for Research and Planning of the Archdiocese of Philadelphia for use by pastors. A complete glossary of U.S. Census terminology may be found at: <http://www.census.gov/main/www/glossary.html>. Listed below are definitions to help you understand U.S. Census Reports 4a, 4b, and 4c.

Important Definitions from the U.S. Census:

The census reports two main kinds of housing: households and group quarters:

A **household** is a house, apartment, mobile home or trailer, or a single/group of rooms occupied as separate living quarters.

A **family** includes a householder (the person in whose name the home is owned or rented) and one or more people living in the same household who are related to the householder by birth, marriage, or adoption.

Non-family households are comprised of a householder living alone or with non-relatives only.

In most cases, the **householder** is the person (or one of the people) in whose name the home is owned or rented and/or is listed as Person 1 on the census questionnaire.

A household which contains **unmarried partners** (a householder and his or her partner who are not legally married or participating in a common law marriage) can be either a family or a non-family household. If related persons (e.g. children) live there also, this would be a family household.

Institutional Group Quarters contain people under the care or supervision of trained staff, and classified as "patients" or "inmates" in juvenile and correctional institutions, nursing homes and hospitals for chronically ill.

Non-Institutional Group Quarters contain people living in group quarters other than institutions including college dormitories, religious/other group homes, missions and shelters.

A **Housing Unit** is a house, apartment, mobile home or trailer, group of rooms, or a single room occupied as separate living quarters in which occupants live separately from other individuals in the building.

The following terms are used by the Chancery and the Research and Planning Office when collecting data in the Annual Pastoral Report:

A **Religiously Mixed Household** is a registered household in which at least one member is not Catholic.

A **Contributing Household** is a registered household that regularly uses Church envelopes or is a known financial contributor.