

2000 U.S. Census Data - Report 4a

Cluster: 20
 Vicariate: Philadelphia - South
 Parish:

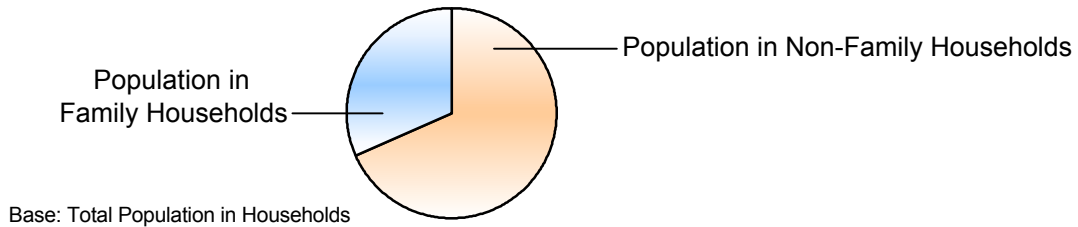
FS# : 1350

St. John the Evangelist

	Population		Households	
	#	Pct.	#	Pct.
Total (in Parish Boundaries)	15,353	100.0%	8,726	100.0%

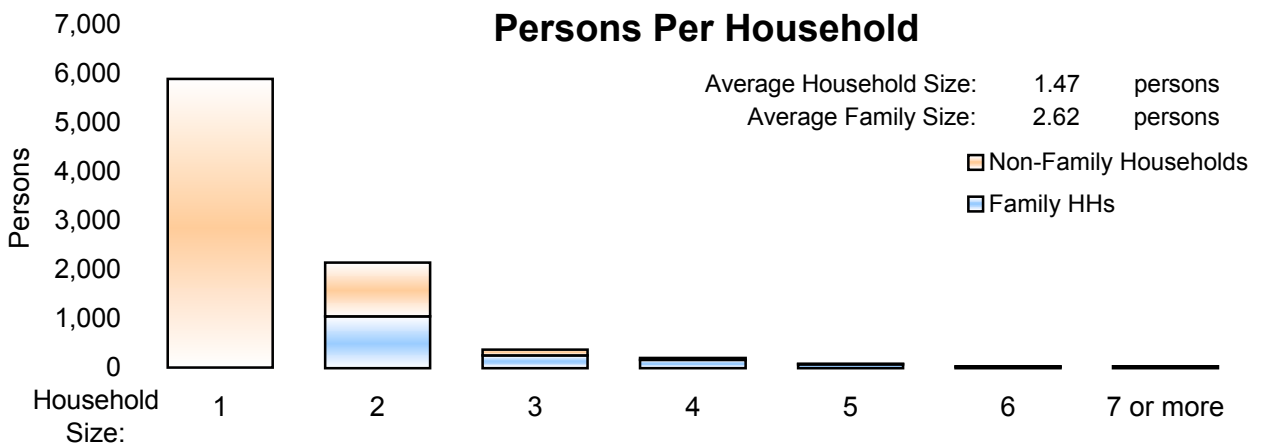
Where do people live?

	Population	Pct.	Households	Pct.
In Households	12,827	83.5%	8,726	100.0%
Family Households	4,058	26.4%	1,548	17.7%
Married Couple Family			1,214	13.9%
Male Householder, no wife present			121	1.4%
Female Householder, no husband present			213	2.4%



	Population		Households	
	#	Pct.	#	Pct.
Non-Family Households	8,769	57.1%	7,178	82.3%
Single Person Households (total)	5,896	38.4%	5,896	67.6%
Single Person Households Over 65 Years	755	4.9%	755	8.7%
Other Non Family Households (total)	2,873	18.7%	1,282	14.7%

Households with: Same-Sex Unmarried Partners	In Family or Non-Family Households	179	2.1%
Households with: Opposite-Sex Unmarried Partners		365	4.2%



	Population	Pct.
In Group Quarters (Total)	2,526	16.5%
Institutional Population	151	1.0%
Noninstitutionalized Population	2,375	15.5%

2000 U.S. Census Data - Report 4b

Cluster: 20
 Vicariate: Philadelphia - South
 Parish:

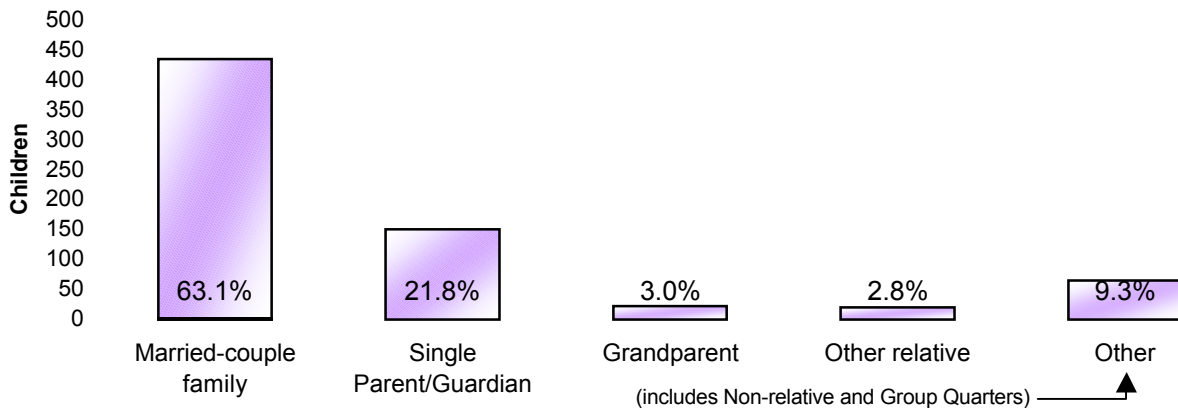
FS#: 1350

St. John the Evangelist

Population

Where do Children - Under Age 18 - Live?

	#	Pct.
Total Children - Under Age 18 (in Parish Boundaries)	689	100.0%
<i>In Households</i>	644	93.5%
Householder or spouse is under 18	4	0.6%
With Related:		
Married-couple family	435	63.1%
Male householder, no wife present	41	6.0%
Female householder, no husband present	109	15.8%
Grandparent householder	21	3.0%
Other related householder	19	2.8%
With Nonrelatives	15	2.2%
<i>In Group Quarters</i>	45	6.5%
Institutionalized population	1	0.1%
Noninstitutionalized population	44	6.4%



Where do Adults - Age 65 and older - Live?

	#	Pct.
Total Adults - Age 65 and older (in Parish Boundaries)	1,356	100.0%
<i>In Households</i>	1,240	91.4%
Family Households:		
Is Householder or Spouse	349	25.7%
With Householder Child	47	3.5%
With Other Relative householder	30	2.2%
With Non-Related Householder	1	0.1%
In Nonfamily households:		
Male Living Alone	273	20.1%
Female Living Alone	482	35.5%
Other	58	4.3%
<i>In group quarters:</i>	116	8.6%
Institutionalized population	87	6.4%
Noninstitutionalized population	29	2.1%

2000 U.S. Census Data - Report 4c

Cluster: 20
Vicariate: Philadelphia - South

FS#: 1350

Parish:

St. John the Evangelist

What do we know about Catholic Households?	Population		Households	
	#	Pct.	#	Pct.
Registered Catholic (Total)	1,010	100.0%	474	100.0%
Single Person Households	320	31.7%	320	67.5%
Religiously Mixed Households			11	2.3%
Contributing Households			315	66.5%

Household Charts:




Base: Total Registered Catholic Households

How many housing units are in the parish?

Housing Units

	#	Pct. of Total
Total Housing Units	9,611	100.0%
Occupied	8,726	90.8%
Owner-occupied	1,278	13.3%
Renter-occupied	7,448	77.5%
Vacant	885	9.2%



- Notes:
- (a) Sources: U.S. Census Bureau; 2000 Census of Population and Housing, Summary File 1; (August 2001), 2000 Annual Pastoral Report, completed by pastors for the Chancery Office.
 - (b) Data are calculated by assignment and aggregation of census block/tract to reported geography.
 - (c) Percentages may not total to 100% due to rounding.
 - (d) Average Household and Average Family Size computed as means.

2000 U.S. Census Reports 4a, 4b, and 4c

The U.S. Census Bureau collects data on the people of the United States every 10 years. The 2000 U.S. Census Reports are produced by the Office for Research and Planning of the Archdiocese of Philadelphia for use by pastors. A complete glossary of U.S. Census terminology may be found at: <http://www.census.gov/main/www/glossary.html>. Listed below are definitions to help you understand U.S. Census Reports 4a, 4b, and 4c.

Important Definitions from the U.S. Census:

The census reports two main kinds of housing: households and group quarters:

A **household** is a house, apartment, mobile home or trailer, or a single/group of rooms occupied as separate living quarters.

A **family** includes a householder (the person in whose name the home is owned or rented) and one or more people living in the same household who are related to the householder by birth, marriage, or adoption.

Non-family households are comprised of a householder living alone or with non-relatives only.

In most cases, the **householder** is the person (or one of the people) in whose name the home is owned or rented and/or is listed as Person 1 on the census questionnaire.

A household which contains **unmarried partners** (a householder and his or her partner who are not legally married or participating in a common law marriage) can be either a family or a non-family household. If related persons (e.g. children) live there also, this would be a family household.

Institutional Group Quarters contain people under the care or supervision of trained staff, and classified as "patients" or "inmates" in juvenile and correctional institutions, nursing homes and hospitals for chronically ill.

Non-Institutional Group Quarters contain people living in group quarters other than institutions including college dormitories, religious/other group homes, missions and shelters.

A **Housing Unit** is a house, apartment, mobile home or trailer, group of rooms, or a single room occupied as separate living quarters in which occupants live separately from other individuals in the building.

The following terms are used by the Chancery and the Research and Planning Office when collecting data in the Annual Pastoral Report:

A **Religiously Mixed Household** is a registered household in which at least one member is not Catholic.

A **Contributing Household** is a registered household that regularly uses Church envelopes or is a known financial contributor.