

2000 U.S. Census Data - Report 4a

Cluster: 14
 Vicariate: Philadelphia - North
 Parish:

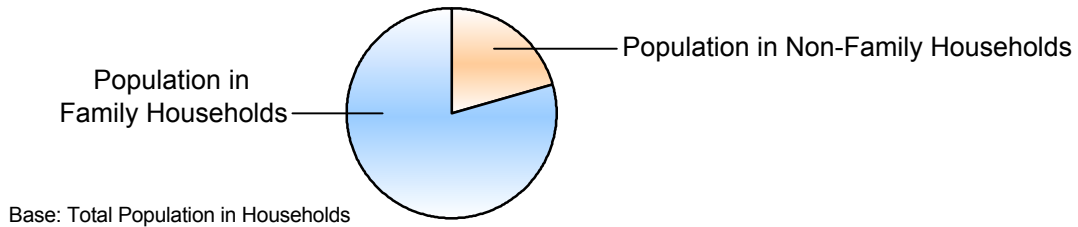
FS# : 1365

St. Katherine of Siena

	Population		Households	
	#	Pct.	#	Pct.
Total (in Parish Boundaries)	16,518	100.0%	7,250	100.0%

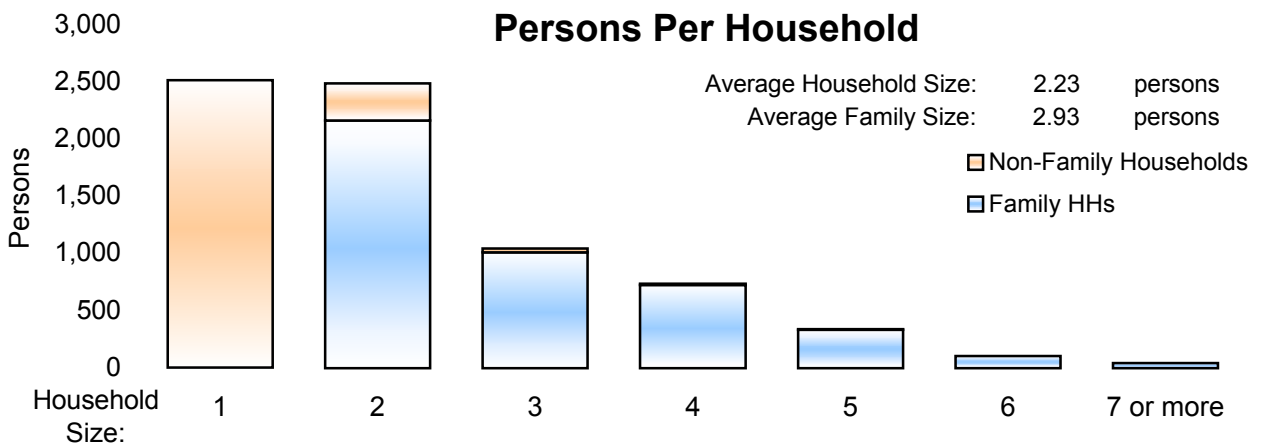
Where do people live?

	Population	Pct.	Households	Pct.
In Households	16,132	97.7%	7,250	100.0%
Family Households	12,800	77.5%	4,363	60.2%
Married Couple Family			3,315	45.7%
Male Householder, no wife present			290	4.0%
Female Householder, no husband present			758	10.5%



	Population		Households	
	#	Pct.	#	Pct.
Non-Family Households	3,332	20.2%	2,887	39.8%
Single Person Households (total)	2,513	15.2%	2,513	34.7%
Single Person Households Over 65 Years	1,144	6.9%	1,144	15.8%
Other Non Family Households (total)	819	5.0%	374	5.2%

Households with: Same-Sex Unmarried Partners	In Family or Non-Family Households	44	0.6%
Households with: Opposite-Sex Unmarried Partners		289	4.0%



	Population	Pct.
In Group Quarters (Total)	386	2.3%
Institutional Population	285	1.7%
Noninstitutionalized Population	101	0.6%

2000 U.S. Census Data - Report 4b

Cluster: 14
Vicariate: Philadelphia - North

FS#: 1365

Parish: **St. Katherine of Siena**

Population

Where do Children - Under Age 18 - Live?

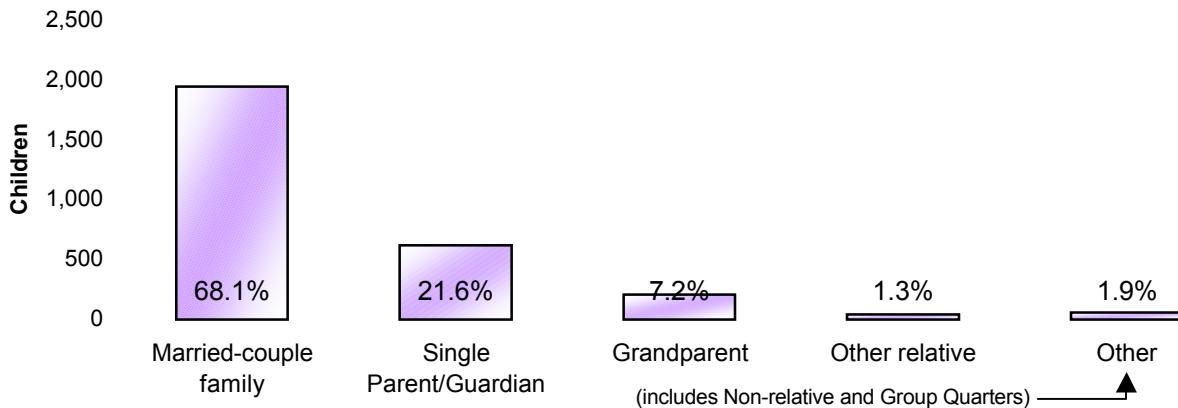
Total Children - Under Age 18 (in Parish Boundaries)

In Households

	#	Pct.
Total Children - Under Age 18 (in Parish Boundaries)	2,852	100.0%
In Households	2,844	99.7%
Householder or spouse is under 18	5	0.2%
With Related:		
Married-couple family	1,941	68.1%
Male householder, no wife present	159	5.6%
Female householder, no husband present	457	16.0%
Grandparent householder	206	7.2%
Other related householder	36	1.3%
With Nonrelatives	40	1.4%

In Group Quarters

Institutionalized population	8	0.3%
Noninstitutionalized population	8	0.3%



Where do Adults - Age 65 and older - Live?

Total Adults - Age 65 and older (in Parish Boundaries)

In Households

	#	Pct.
Total Adults - Age 65 and older (in Parish Boundaries)	3,928	100.0%
In Households	3,616	92.1%
Family Households:		
Is Householder or Spouse	2,122	54.0%
With Householder Child	119	3.0%
With Other Relative householder	118	3.0%
With Non-Related Householder	17	0.4%
In Nonfamily households:		
Male Living Alone	296	7.5%
Female Living Alone	848	21.6%
Other	96	2.4%

In group quarters:

Institutionalized population	282	7.2%
Noninstitutionalized population	30	0.8%

2000 U.S. Census Data - Report 4c

Cluster: 14
Vicariate: Philadelphia - North

FS#: 1365

Parish:

St. Katherine of Siena

What do we know about Catholic Households?	Population		Households	
	#	Pct.	#	Pct.
Registered Catholic (Total)	9,140	100.0%	3,338	100.0%
Single Person Households	502	5.5%	502	15.0%
Religiously Mixed Households			395	11.8%
Contributing Households			1,238	37.1%

Household Charts:




Base: Total Registered Catholic Households

How many housing units are in the parish?

Housing Units

	#	Pct. of Total
Total Housing Units	7,536	100.0%
Occupied	7,250	96.2%
Owner-occupied	4,818	63.9%
Renter-occupied	2,432	32.3%
Vacant	286	3.8%



- Notes:
- (a) Sources: U.S. Census Bureau; 2000 Census of Population and Housing, Summary File 1; (August 2001), 2000 Annual Pastoral Report, completed by pastors for the Chancery Office.
 - (b) Data are calculated by assignment and aggregation of census block/tract to reported geography.
 - (c) Percentages may not total to 100% due to rounding.
 - (d) Average Household and Average Family Size computed as means.

2000 U.S. Census Reports 4a, 4b, and 4c

The U.S. Census Bureau collects data on the people of the United States every 10 years. The 2000 U.S. Census Reports are produced by the Office for Research and Planning of the Archdiocese of Philadelphia for use by pastors. A complete glossary of U.S. Census terminology may be found at: <http://www.census.gov/main/www/glossary.html>. Listed below are definitions to help you understand U.S. Census Reports 4a, 4b, and 4c.

Important Definitions from the U.S. Census:

The census reports two main kinds of housing: households and group quarters:

A **household** is a house, apartment, mobile home or trailer, or a single/group of rooms occupied as separate living quarters.

A **family** includes a householder (the person in whose name the home is owned or rented) and one or more people living in the same household who are related to the householder by birth, marriage, or adoption.

Non-family households are comprised of a householder living alone or with non-relatives only.

In most cases, the **householder** is the person (or one of the people) in whose name the home is owned or rented and/or is listed as Person 1 on the census questionnaire.

A household which contains **unmarried partners** (a householder and his or her partner who are not legally married or participating in a common law marriage) can be either a family or a non-family household. If related persons (e.g. children) live there also, this would be a family household.

Institutional Group Quarters contain people under the care or supervision of trained staff, and classified as "patients" or "inmates" in juvenile and correctional institutions, nursing homes and hospitals for chronically ill.

Non-Institutional Group Quarters contain people living in group quarters other than institutions including college dormitories, religious/other group homes, missions and shelters.

A **Housing Unit** is a house, apartment, mobile home or trailer, group of rooms, or a single room occupied as separate living quarters in which occupants live separately from other individuals in the building.

The following terms are used by the Chancery and the Research and Planning Office when collecting data in the Annual Pastoral Report:

A **Religiously Mixed Household** is a registered household in which at least one member is not Catholic.

A **Contributing Household** is a registered household that regularly uses Church envelopes or is a known financial contributor.