

2000 U.S. Census Data - Report 4a

Cluster: 18
Vicariate: Philadelphia - North

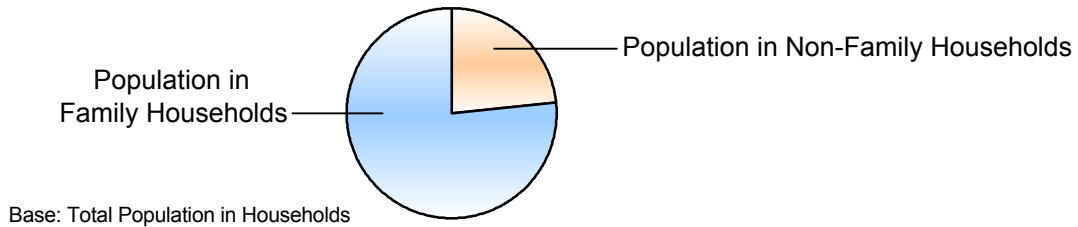
FS#: 1395

Parish: **St. Madeleine Sophie**

	Population		Households	
	#	Pct.	#	Pct.
Total (in Parish Boundaries)	16,723	100.0%	6,913	100.0%

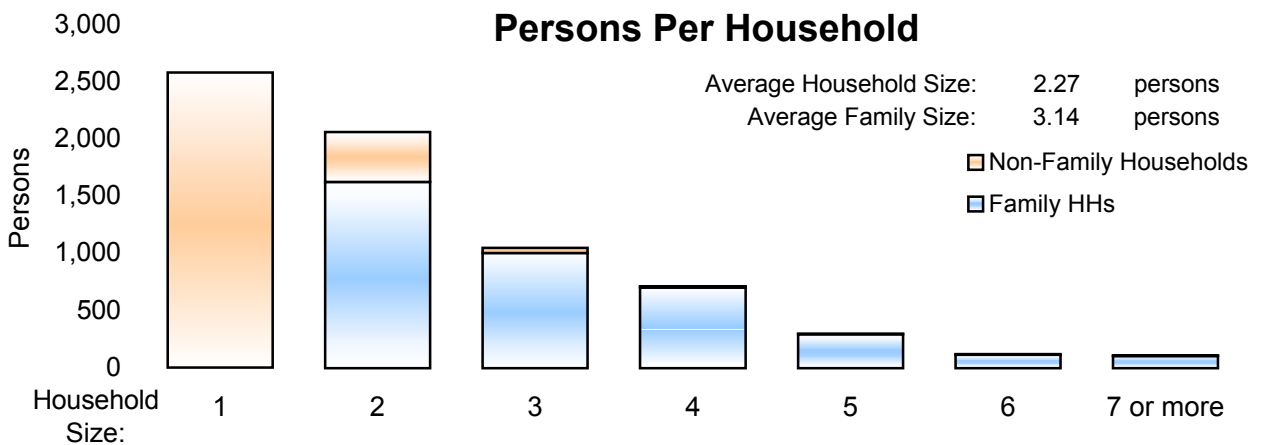
Where do people live?

	Population #	Population Pct.	Households #	Households Pct.
In Households	15,718	94.0%	6,913	100.0%
Family Households	12,041	72.0%	3,835	55.5%
Married Couple Family			2,213	32.0%
Male Householder, no wife present			319	4.6%
Female Householder, no husband present			1,303	18.8%



	Population #	Population Pct.	Households #	Households Pct.
Non-Family Households	3,677	22.0%	3,078	44.5%
Single Person Households (total)	2,580	15.4%	2,580	37.3%
Single Person Households Over 65 Years	704	4.2%	704	10.2%
Other Non Family Households (total)	1,097	6.6%	498	7.2%

Households with: Same-Sex Unmarried Partners	In Family or Non-Family Households	126	1.8%
Households with: Opposite-Sex Unmarried Partners	In Family or Non-Family Households	298	4.3%



	Population #	Population Pct.
In Group Quarters (Total)	1,005	6.0%
Institutional Population	375	2.2%
Noninstitutionalized Population	630	3.8%

2000 U.S. Census Data - Report 4b

Cluster: 18
Vicariate: Philadelphia - North

FS#: 1395

Parish: **St. Madeleine Sophie**

Population

Where do Children - Under Age 18 - Live?

Total Children - Under Age 18 (in Parish Boundaries)

In Households

Householder or spouse is under 18

With Related:

Married-couple family

Male householder, no wife present

Female householder, no husband present

Grandparent householder

Other related householder

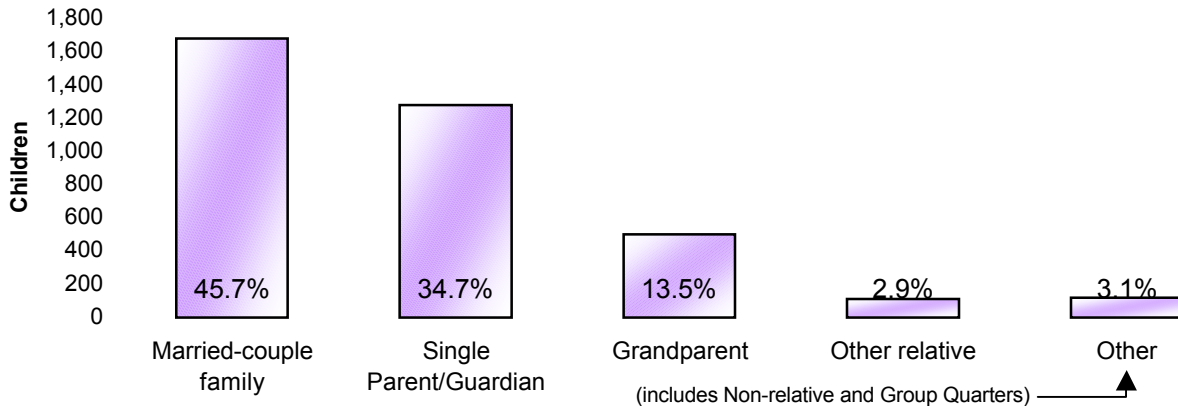
With Nonrelatives

In Group Quarters

Institutionalized population

Noninstitutionalized population

	#	Pct.
Total Children - Under Age 18 (in Parish Boundaries)	3,668	100.0%
<i>In Households</i>	3,658	99.7%
Householder or spouse is under 18	4	0.1%
With Related:		
Married-couple family	1,676	45.7%
Male householder, no wife present	213	5.8%
Female householder, no husband present	1,061	28.9%
Grandparent householder	496	13.5%
Other related householder	108	2.9%
With Nonrelatives	100	2.7%
<i>In Group Quarters</i>	10	0.3%
Institutionalized population	5	0.1%
Noninstitutionalized population	5	0.1%



Where do Adults - Age 65 and older - Live?

Total Adults - Age 65 and older (in Parish Boundaries)

In Households

Family Households:

Is Householder or Spouse

With Householder Child

With Other Relative householder

With Non-Related Householder

In Nonfamily households:

Male Living Alone

Female Living Alone

Other

In group quarters:

Institutionalized population

Noninstitutionalized population

	#	Pct.
Total Adults - Age 65 and older (in Parish Boundaries)	2,990	100.0%
<i>In Households</i>	2,252	75.3%
Family Households:		
Is Householder or Spouse	1,224	40.9%
With Householder Child	95	3.2%
With Other Relative householder	101	3.4%
With Non-Related Householder	33	1.1%
In Nonfamily households:		
Male Living Alone	167	5.6%
Female Living Alone	537	18.0%
Other	95	3.2%
<i>In group quarters:</i>	738	24.7%
Institutionalized population	353	11.8%
Noninstitutionalized population	385	12.9%

2000 U.S. Census Data - Report 4c

Cluster: 18
Vicariate: Philadelphia - North

FS#: 1395

Parish:

St. Madeleine Sophie

What do we know about Catholic Households?	Population		Households	
	#	Pct.	#	Pct.
Registered Catholic (Total)	1,052	100.0%	499	100.0%
Single Person Households	270	25.7%	270	54.1%
Religiously Mixed Households			90	18.0%
Contributing Households			369	73.9%

Household Charts:

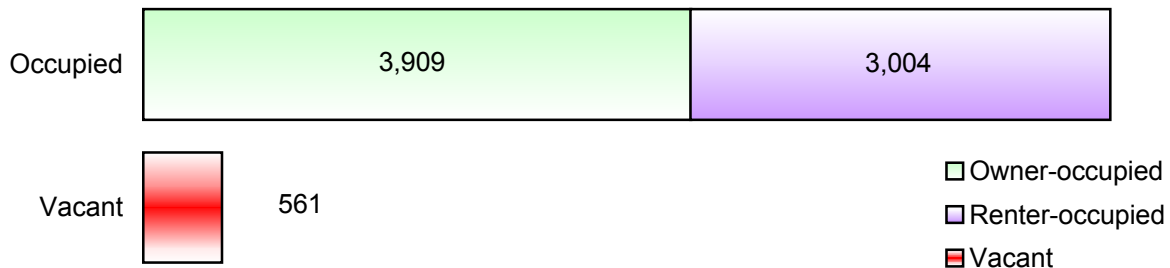


Base: Total Registered Catholic Households

How many housing units are in the parish?

Housing Units

	#	Pct. of Total
Total Housing Units	7,474	100.0%
Occupied	6,913	92.5%
Owner-occupied	3,909	52.3%
Renter-occupied	3,004	40.2%
Vacant	561	7.5%



- Notes:
- (a) Sources: U.S. Census Bureau; 2000 Census of Population and Housing, Summary File 1; (August 2001), 2000 Annual Pastoral Report, completed by pastors for the Chancery Office.
 - (b) Data are calculated by assignment and aggregation of census block/tract to reported geography.
 - (c) Percentages may not total to 100% due to rounding.
 - (d) Average Household and Average Family Size computed as means.

2000 U.S. Census Reports 4a, 4b, and 4c

The U.S. Census Bureau collects data on the people of the United States every 10 years. The 2000 U.S. Census Reports are produced by the Office for Research and Planning of the Archdiocese of Philadelphia for use by pastors. A complete glossary of U.S. Census terminology may be found at: <http://www.census.gov/main/www/glossary.html>. Listed below are definitions to help you understand U.S. Census Reports 4a, 4b, and 4c.

Important Definitions from the U.S. Census:

The census reports two main kinds of housing: households and group quarters:

A **household** is a house, apartment, mobile home or trailer, or a single/group of rooms occupied as separate living quarters.

A **family** includes a householder (the person in whose name the home is owned or rented) and one or more people living in the same household who are related to the householder by birth, marriage, or adoption.

Non-family households are comprised of a householder living alone or with non-relatives only.

In most cases, the **householder** is the person (or one of the people) in whose name the home is owned or rented and/or is listed as Person 1 on the census questionnaire.

A household which contains **unmarried partners** (a householder and his or her partner who are not legally married or participating in a common law marriage) can be either a family or a non-family household. If related persons (e.g. children) live there also, this would be a family household.

Institutional Group Quarters contain people under the care or supervision of trained staff, and classified as "patients" or "inmates" in juvenile and correctional institutions, nursing homes and hospitals for chronically ill.

Non-Institutional Group Quarters contain people living in group quarters other than institutions including college dormitories, religious/other group homes, missions and shelters.

A **Housing Unit** is a house, apartment, mobile home or trailer, group of rooms, or a single room occupied as separate living quarters in which occupants live separately from other individuals in the building.

The following terms are used by the Chancery and the Research and Planning Office when collecting data in the Annual Pastoral Report:

A **Religiously Mixed Household** is a registered household in which at least one member is not Catholic.

A **Contributing Household** is a registered household that regularly uses Church envelopes or is a known financial contributor.