

2000 U.S. Census Data - Report 4a

Cluster: 14
 Vicariate: Philadelphia - North
 Parish:

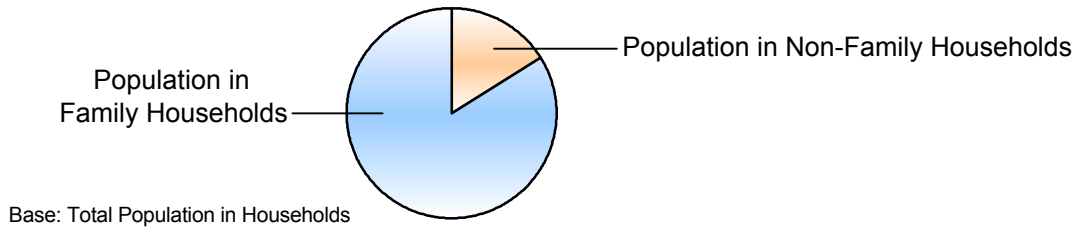
FS# : 1405

St. Martha

	Population		Households	
	#	Pct.	#	Pct.
Total (in Parish Boundaries)	10,427	100.0%	4,117	100.0%

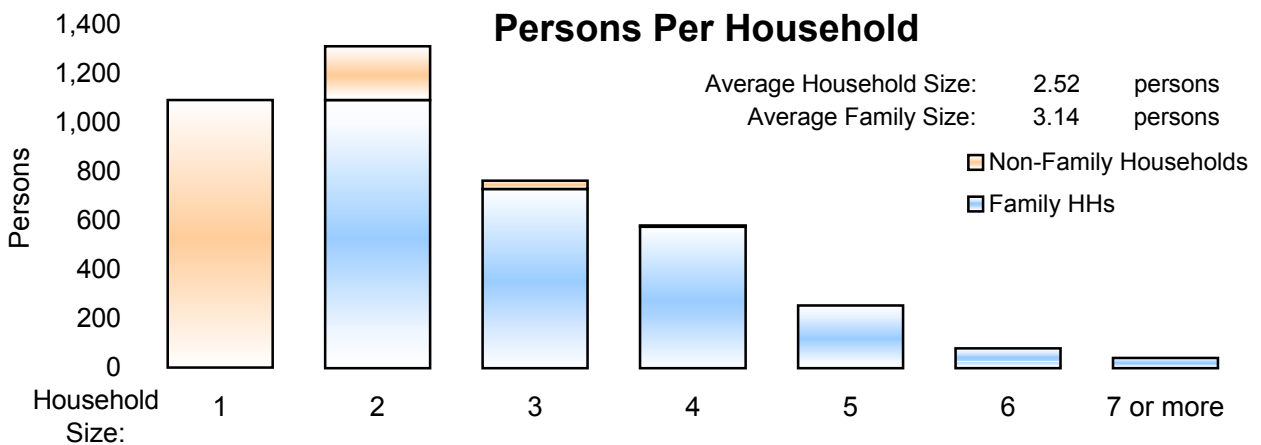
Where do people live?

	Population #	Population Pct.	Households #	Households Pct.
In Households	10,360	99.4%	4,117	100.0%
Family Households	8,704	83.5%	2,768	67.2%
Married Couple Family			2,020	49.1%
Male Householder, no wife present			188	4.6%
Female Householder, no husband present			560	13.6%



	Population		Households	
	#	Pct.	#	Pct.
Non-Family Households	1,656	15.9%	1,349	32.8%
Single Person Households (total)	1,092	10.5%	1,092	26.5%
Single Person Households Over 65 Years	336	3.2%	336	8.2%
Other Non Family Households (total)	564	5.4%	257	6.2%

Households with: Same-Sex Unmarried Partners	In Family or Non-Family Households	17	0.4%
Households with: Opposite-Sex Unmarried Partners	In Family or Non-Family Households	206	5.0%



	Population #	Population Pct.
In Group Quarters (Total)	67	0.6%
Institutional Population	0	0.0%
Noninstitutionalized Population	67	0.6%

2000 U.S. Census Data - Report 4b

Cluster: 14
Vicariate: Philadelphia - North

FS#: 1405

Parish: **St. Martha**

Population

Where do Children - Under Age 18 - Live?

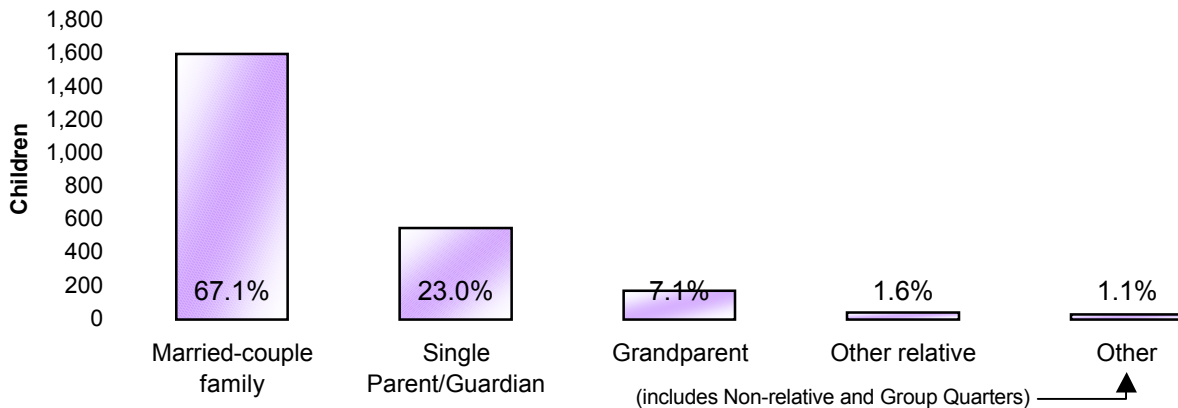
Total Children - Under Age 18 (in Parish Boundaries)

In Households

	#	Pct.
Total Children - Under Age 18 (in Parish Boundaries)	2,379	100.0%
<i>In Households</i>	2,372	99.7%
Householder or spouse is under 18	0	0.0%
With Related:		
Married-couple family	1,596	67.1%
Male householder, no wife present	129	5.4%
Female householder, no husband present	419	17.6%
Grandparent householder	170	7.1%
Other related householder	38	1.6%
With Nonrelatives	20	0.8%

In Group Quarters

Institutionalized population	7	0.3%
Noninstitutionalized population	0	0.0%



Where do Adults - Age 65 and older - Live?

Total Adults - Age 65 and older (in Parish Boundaries)

In Households

	#	Pct.
Total Adults - Age 65 and older (in Parish Boundaries)	1,256	100.0%
<i>In Households</i>	1,244	99.0%
Family Households:		
Is Householder or Spouse	759	60.4%
With Householder Child	73	5.8%
With Other Relative householder	35	2.8%
With Non-Related Householder	3	0.2%
In Nonfamily households:		
Male Living Alone	81	6.4%
Female Living Alone	255	20.3%
Other	38	3.0%

In group quarters:

Institutionalized population	12	1.0%
Noninstitutionalized population	0	0.0%

2000 U.S. Census Data - Report 4c

Cluster: 14
Vicariate: Philadelphia - North

FS#: 1405

Parish: **St. Martha**

What do we know about Catholic Households?	Population		Households	
	#	Pct.	#	Pct.
Registered Catholic (Total)	6,880	100.0%	2,110	100.0%
Single Person Households	128	1.9%	128	6.1%
Religiously Mixed Households			234	11.1%
Contributing Households			1,296	61.4%

Household Charts:




Base: Total Registered Catholic Households

How many housing units are in the parish?

Housing Units

	#	Pct. of Total
Total Housing Units	4,297	100.0%
Occupied	4,117	95.8%
Owner-occupied	2,739	63.7%
Renter-occupied	1,378	32.1%
Vacant	180	4.2%



- Notes:
- (a) Sources: U.S. Census Bureau; 2000 Census of Population and Housing, Summary File 1; (August 2001), 2000 Annual Pastoral Report, completed by pastors for the Chancery Office.
 - (b) Data are calculated by assignment and aggregation of census block/tract to reported geography.
 - (c) Percentages may not total to 100% due to rounding.
 - (d) Average Household and Average Family Size computed as means.

2000 U.S. Census Reports 4a, 4b, and 4c

The U.S. Census Bureau collects data on the people of the United States every 10 years. The 2000 U.S. Census Reports are produced by the Office for Research and Planning of the Archdiocese of Philadelphia for use by pastors. A complete glossary of U.S. Census terminology may be found at: <http://www.census.gov/main/www/glossary.html>. Listed below are definitions to help you understand U.S. Census Reports 4a, 4b, and 4c.

Important Definitions from the U.S. Census:

The census reports two main kinds of housing: households and group quarters:

A **household** is a house, apartment, mobile home or trailer, or a single/group of rooms occupied as separate living quarters.

A **family** includes a householder (the person in whose name the home is owned or rented) and one or more people living in the same household who are related to the householder by birth, marriage, or adoption.

Non-family households are comprised of a householder living alone or with non-relatives only.

In most cases, the **householder** is the person (or one of the people) in whose name the home is owned or rented and/or is listed as Person 1 on the census questionnaire.

A household which contains **unmarried partners** (a householder and his or her partner who are not legally married or participating in a common law marriage) can be either a family or a non-family household. If related persons (e.g. children) live there also, this would be a family household.

Institutional Group Quarters contain people under the care or supervision of trained staff, and classified as "patients" or "inmates" in juvenile and correctional institutions, nursing homes and hospitals for chronically ill.

Non-Institutional Group Quarters contain people living in group quarters other than institutions including college dormitories, religious/other group homes, missions and shelters.

A **Housing Unit** is a house, apartment, mobile home or trailer, group of rooms, or a single room occupied as separate living quarters in which occupants live separately from other individuals in the building.

The following terms are used by the Chancery and the Research and Planning Office when collecting data in the Annual Pastoral Report:

A **Religiously Mixed Household** is a registered household in which at least one member is not Catholic.

A **Contributing Household** is a registered household that regularly uses Church envelopes or is a known financial contributor.