

2000 U.S. Census Data - Report 4a

Cluster: 19
Vicariate: Philadelphia - North

FS#: 1506

Parish:

Our Lady of Hope

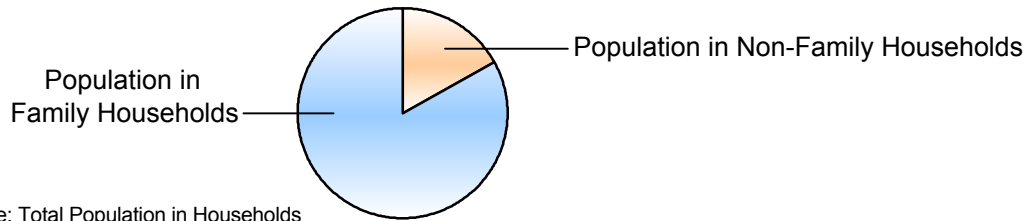
	Population		Households	
	#	Pct.	#	Pct.
Total (in Parish Boundaries)	54,945	100.0%	19,123	100.0%

Where do people live?

In Households

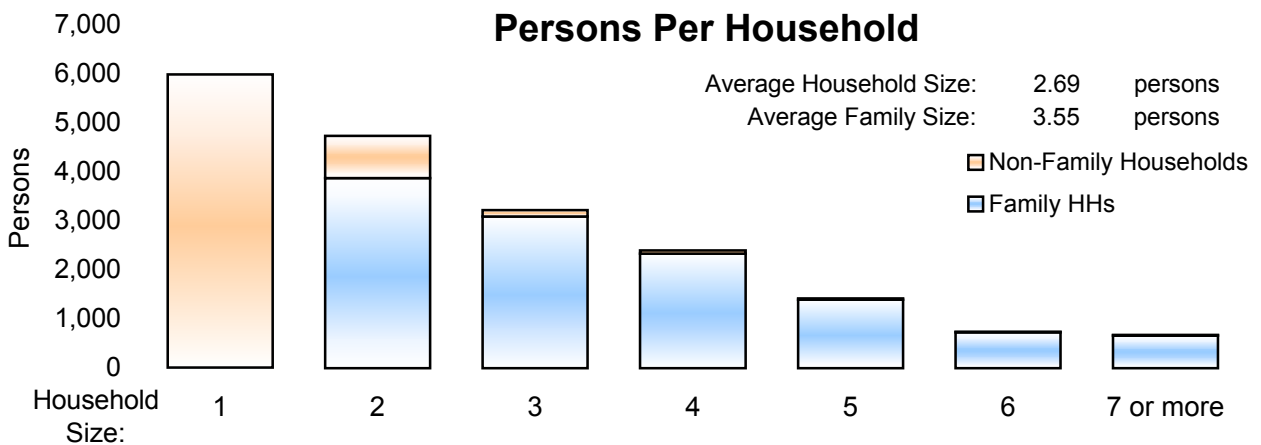
Family Households

Married Couple Family			4,290	22.4%
Male Householder, no wife present			1,319	6.9%
Female Householder, no husband present			6,430	33.6%



	Population		Households	
	#	Pct.	#	Pct.
Non-Family Households	8,695	15.8%	7,084	37.0%
Single Person Households (total)	5,980	10.9%	5,980	31.3%
Single Person Households Over 65 Years	2,095	3.8%	2,095	11.0%
Other Non Family Households (total)	2,715	4.9%	1,104	5.8%

Households with: Same-Sex Unmarried Partners	In Family or Non-Family Households	126	0.7%
Households with: Opposite-Sex Unmarried Partners	In Family or Non-Family Households	1,224	6.4%



	Population	
	#	Pct.
In Group Quarters (Total)	3,482	6.3%
Institutional Population	1,101	2.0%
Noninstitutionalized Population	2,381	4.3%

2000 U.S. Census Data - Report 4b

Cluster: 19
Vicariate: Philadelphia - North

FS#: 1506

Parish: **Our Lady of Hope**

Population

Where do Children - Under Age 18 - Live?

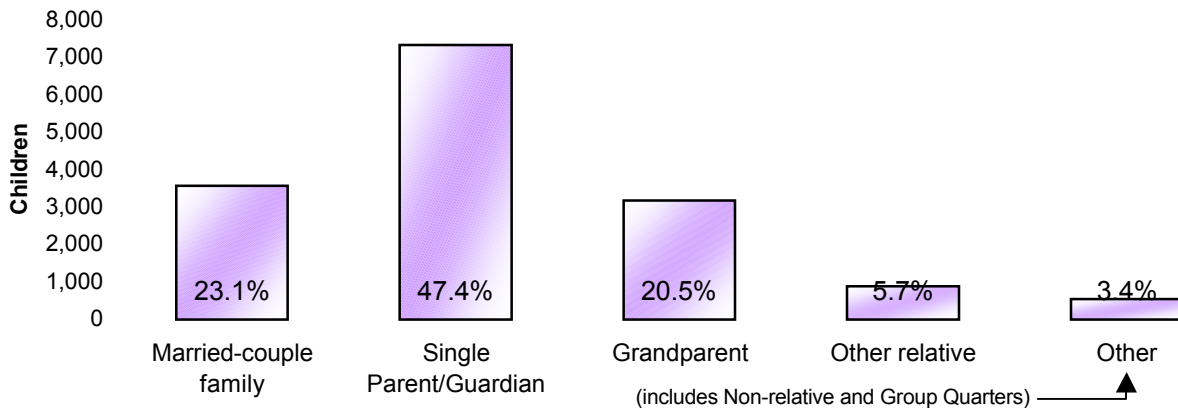
Total Children - Under Age 18 (in Parish Boundaries)

In Households

	#	Pct.
Total Children - Under Age 18 (in Parish Boundaries)	15,459	100.0%
In Households	15,370	99.4%
Householder or spouse is under 18	20	0.1%
With Related:		
Married-couple family	3,568	23.1%
Male householder, no wife present	974	6.3%
Female householder, no husband present	6,353	41.1%
Grandparent householder	3,162	20.5%
Other related householder	878	5.7%
With Nonrelatives	415	2.7%

In Group Quarters

Institutionalized population	89	0.6%
Noninstitutionalized population	18	0.1%
	71	0.5%



Where do Adults - Age 65 and older - Live?

Total Adults - Age 65 and older (in Parish Boundaries)

In Households

	#	Pct.
Total Adults - Age 65 and older (in Parish Boundaries)	7,101	100.0%
In Households	6,335	89.2%
Family Households:		
Is Householder or Spouse	3,079	43.4%
With Householder Child	319	4.5%
With Other Relative householder	354	5.0%
With Non-Related Householder	123	1.7%
In Nonfamily households:		
Male Living Alone	621	8.7%
Female Living Alone	1,474	20.8%
Other	365	5.1%

In group quarters:

Institutionalized population	766	10.8%
Noninstitutionalized population	663	9.3%
	103	1.5%

2000 U.S. Census Data - Report 4c

Cluster: 19
Vicariate: Philadelphia - North

FS#: 1506

Parish:

Our Lady of Hope

What do we know about Catholic Households?	Population		Households	
	#	Pct.	#	Pct.
Registered Catholic (Total)	2,076	100.0%	1,180	100.0%
Single Person Households	330	15.9%	330	28.0%
Religiously Mixed Households			314	26.6%
Contributing Households			544	46.1%

Household Charts:

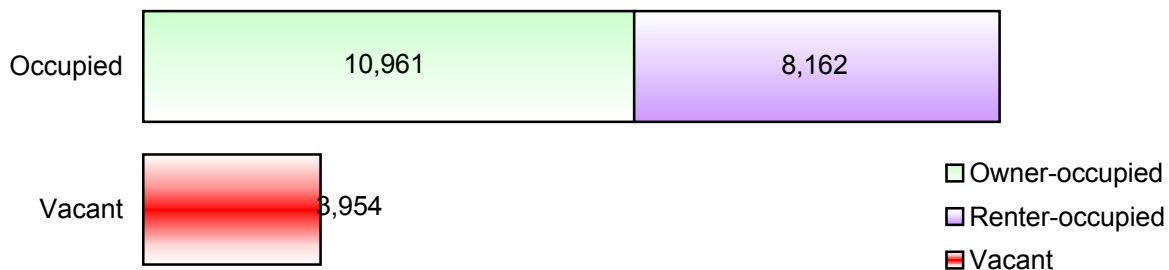


Base: Total Registered Catholic Households

How many housing units are in the parish?

Housing Units

	#	Pct. of Total
Total Housing Units	23,077	100.0%
Occupied	19,123	82.9%
Owner-occupied	10,961	47.5%
Renter-occupied	8,162	35.4%
Vacant	3,954	17.1%



- Notes:
- (a) Sources: U.S. Census Bureau; 2000 Census of Population and Housing, Summary File 1; (August 2001), 2000 Annual Pastoral Report, completed by pastors for the Chancery Office.
 - (b) Data are calculated by assignment and aggregation of census block/tract to reported geography.
 - (c) Percentages may not total to 100% due to rounding.
 - (d) Average Household and Average Family Size computed as means.

2000 U.S. Census Reports 4a, 4b, and 4c

The U.S. Census Bureau collects data on the people of the United States every 10 years. The 2000 U.S. Census Reports are produced by the Office for Research and Planning of the Archdiocese of Philadelphia for use by pastors. A complete glossary of U.S. Census terminology may be found at: <http://www.census.gov/main/www/glossary.html>. Listed below are definitions to help you understand U.S. Census Reports 4a, 4b, and 4c.

Important Definitions from the U.S. Census:

The census reports two main kinds of housing: households and group quarters:

A **household** is a house, apartment, mobile home or trailer, or a single/group of rooms occupied as separate living quarters.

A **family** includes a householder (the person in whose name the home is owned or rented) and one or more people living in the same household who are related to the householder by birth, marriage, or adoption.

Non-family households are comprised of a householder living alone or with non-relatives only.

In most cases, the **householder** is the person (or one of the people) in whose name the home is owned or rented and/or is listed as Person 1 on the census questionnaire.

A household which contains **unmarried partners** (a householder and his or her partner who are not legally married or participating in a common law marriage) can be either a family or a non-family household. If related persons (e.g. children) live there also, this would be a family household.

Institutional Group Quarters contain people under the care or supervision of trained staff, and classified as "patients" or "inmates" in juvenile and correctional institutions, nursing homes and hospitals for chronically ill.

Non-Institutional Group Quarters contain people living in group quarters other than institutions including college dormitories, religious/other group homes, missions and shelters.

A **Housing Unit** is a house, apartment, mobile home or trailer, group of rooms, or a single room occupied as separate living quarters in which occupants live separately from other individuals in the building.

The following terms are used by the Chancery and the Research and Planning Office when collecting data in the Annual Pastoral Report:

A **Religiously Mixed Household** is a registered household in which at least one member is not Catholic.

A **Contributing Household** is a registered household that regularly uses Church envelopes or is a known financial contributor.