

2000 U.S. Census Data - Report 4a

Cluster: 21
 Vicariate: Philadelphia - South
 Parish:

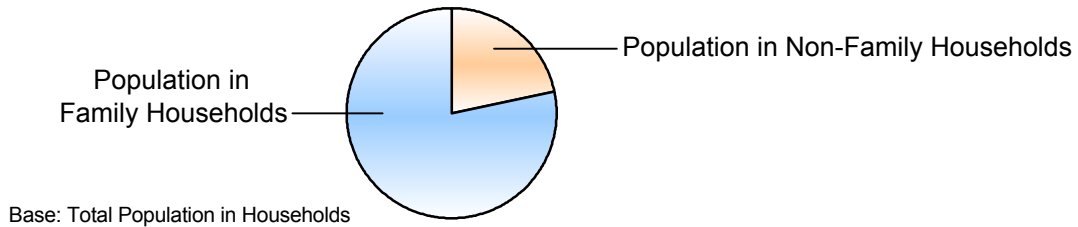
FS#: 1515

Our Lady of Lourdes

	Population		Households	
	#	Pct.	#	Pct.
Total (in Parish Boundaries)	12,619	100.0%	4,546	100.0%

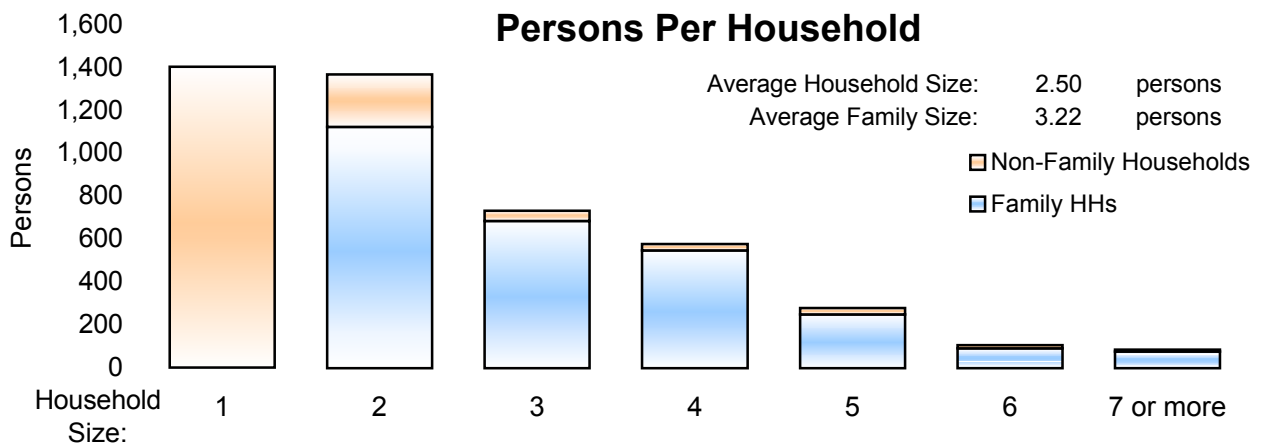
Where do people live?

	Population #	Population Pct.	Households #	Households Pct.
In Households	11,361	90.0%	4,546	100.0%
Family Households	8,889	70.4%	2,763	60.8%
Married Couple Family			1,734	38.1%
Male Householder, no wife present			216	4.8%
Female Householder, no husband present			813	17.9%



	Population #	Population Pct.	Households #	Households Pct.
Non-Family Households	2,472	19.6%	1,783	39.2%
Single Person Households (total)	1,404	11.1%	1,404	30.9%
Single Person Households Over 65 Years	562	4.5%	562	12.4%
Other Non Family Households (total)	1,068	8.5%	379	8.3%

Households with: Same-Sex Unmarried Partners	In Family or Non-Family Households	30	0.7%
Households with: Opposite-Sex Unmarried Partners	In Family or Non-Family Households	187	4.1%



	Population #	Population Pct.
In Group Quarters (Total)	1,258	10.0%
Institutional Population	195	1.5%
Noninstitutionalized Population	1,063	8.4%

2000 U.S. Census Data - Report 4b

Cluster: 21
Vicariate: Philadelphia - South

FS#: 1515

Parish: **Our Lady of Lourdes**

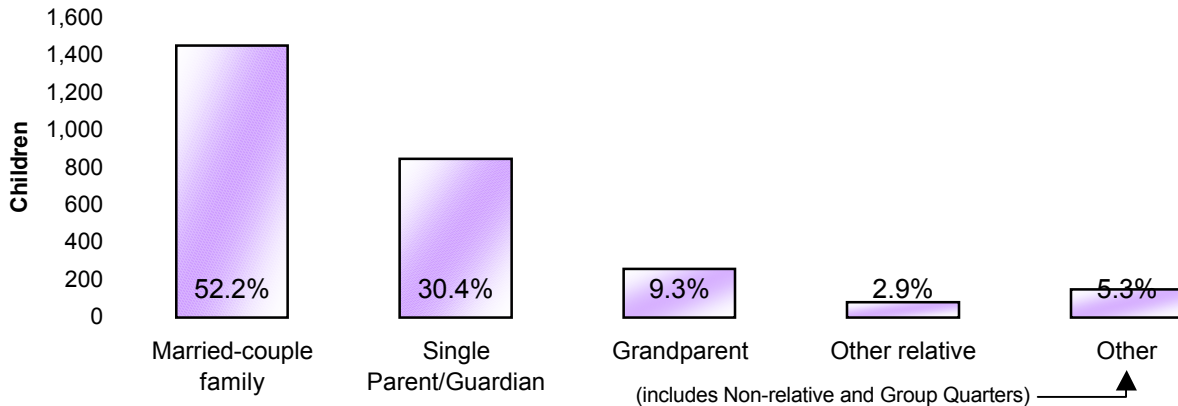
Population

Where do Children - Under Age 18 - Live?

Total Children - Under Age 18 (in Parish Boundaries)

In Households

	#	Pct.
Total Children - Under Age 18 (in Parish Boundaries)	2,786	100.0%
<i>In Households</i>	2,705	97.1%
Householder or spouse is under 18	5	0.2%
With Related:		
Married-couple family	1,454	52.2%
Male householder, no wife present	156	5.6%
Female householder, no husband present	690	24.8%
Grandparent householder	258	9.3%
Other related householder	80	2.9%
With Nonrelatives	62	2.2%
<i>In Group Quarters</i>	81	2.9%
Institutionalized population	5	0.2%
Noninstitutionalized population	76	2.7%



Where do Adults - Age 65 and older - Live?

Total Adults - Age 65 and older (in Parish Boundaries)

In Households

	#	Pct.
Total Adults - Age 65 and older (in Parish Boundaries)	1,993	100.0%
<i>In Households</i>	1,815	91.1%
Family Households:		
Is Householder or Spouse	1,030	51.7%
With Householder Child	66	3.3%
With Other Relative householder	76	3.8%
With Non-Related Householder	16	0.8%
In Nonfamily households:		
Male Living Alone	131	6.6%
Female Living Alone	431	21.6%
Other	65	3.3%
<i>In group quarters:</i>	178	8.9%
Institutionalized population	166	8.3%
Noninstitutionalized population	12	0.6%

2000 U.S. Census Data - Report 4c

Cluster: 21
Vicariate: Philadelphia - South

FS#: 1515

Parish:

Our Lady of Lourdes

What do we know about Catholic Households?	Population		Households	
	#	Pct.	#	Pct.
Registered Catholic (Total)	1,442	100.0%	602	100.0%
Single Person Households	136	9.4%	136	22.6%
Religiously Mixed Households			144	23.9%
Contributing Households			333	55.3%

Household Charts:




Base: Total Registered Catholic Households

How many housing units are in the parish?

Housing Units

	#	Pct. of Total
Total Housing Units	4,902	100.0%
Occupied	4,546	92.7%
Owner-occupied	2,826	57.6%
Renter-occupied	1,720	35.1%
Vacant	356	7.3%



- Notes:
- (a) Sources: U.S. Census Bureau; 2000 Census of Population and Housing, Summary File 1; (August 2001), 2000 Annual Pastoral Report, completed by pastors for the Chancery Office.
 - (b) Data are calculated by assignment and aggregation of census block/tract to reported geography.
 - (c) Percentages may not total to 100% due to rounding.
 - (d) Average Household and Average Family Size computed as means.

2000 U.S. Census Reports 4a, 4b, and 4c

The U.S. Census Bureau collects data on the people of the United States every 10 years. The 2000 U.S. Census Reports are produced by the Office for Research and Planning of the Archdiocese of Philadelphia for use by pastors. A complete glossary of U.S. Census terminology may be found at: <http://www.census.gov/main/www/glossary.html>. Listed below are definitions to help you understand U.S. Census Reports 4a, 4b, and 4c.

Important Definitions from the U.S. Census:

The census reports two main kinds of housing: households and group quarters:

A **household** is a house, apartment, mobile home or trailer, or a single/group of rooms occupied as separate living quarters.

A **family** includes a householder (the person in whose name the home is owned or rented) and one or more people living in the same household who are related to the householder by birth, marriage, or adoption.

Non-family households are comprised of a householder living alone or with non-relatives only.

In most cases, the **householder** is the person (or one of the people) in whose name the home is owned or rented and/or is listed as Person 1 on the census questionnaire.

A household which contains **unmarried partners** (a householder and his or her partner who are not legally married or participating in a common law marriage) can be either a family or a non-family household. If related persons (e.g. children) live there also, this would be a family household.

Institutional Group Quarters contain people under the care or supervision of trained staff, and classified as "patients" or "inmates" in juvenile and correctional institutions, nursing homes and hospitals for chronically ill.

Non-Institutional Group Quarters contain people living in group quarters other than institutions including college dormitories, religious/other group homes, missions and shelters.

A **Housing Unit** is a house, apartment, mobile home or trailer, group of rooms, or a single room occupied as separate living quarters in which occupants live separately from other individuals in the building.

The following terms are used by the Chancery and the Research and Planning Office when collecting data in the Annual Pastoral Report:

A **Religiously Mixed Household** is a registered household in which at least one member is not Catholic.

A **Contributing Household** is a registered household that regularly uses Church envelopes or is a known financial contributor.