

2000 U.S. Census Data - Report 4a

Cluster: 17
 Vicariate: Philadelphia - North
 Parish:

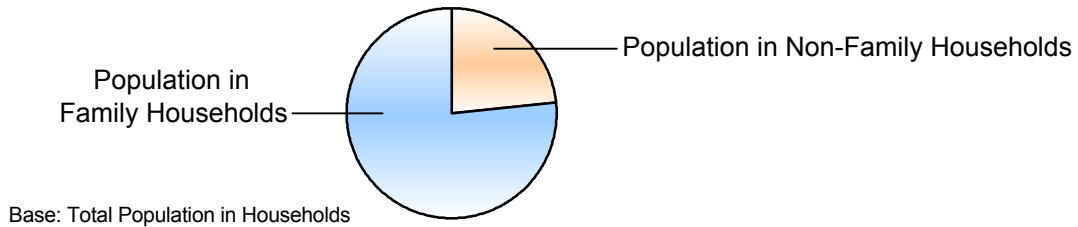
FS#: 1545

Our Mother of Consolation

	Population		Households	
	#	Pct.	#	Pct.
Total (in Parish Boundaries)	9,686	100.0%	4,026	100.0%

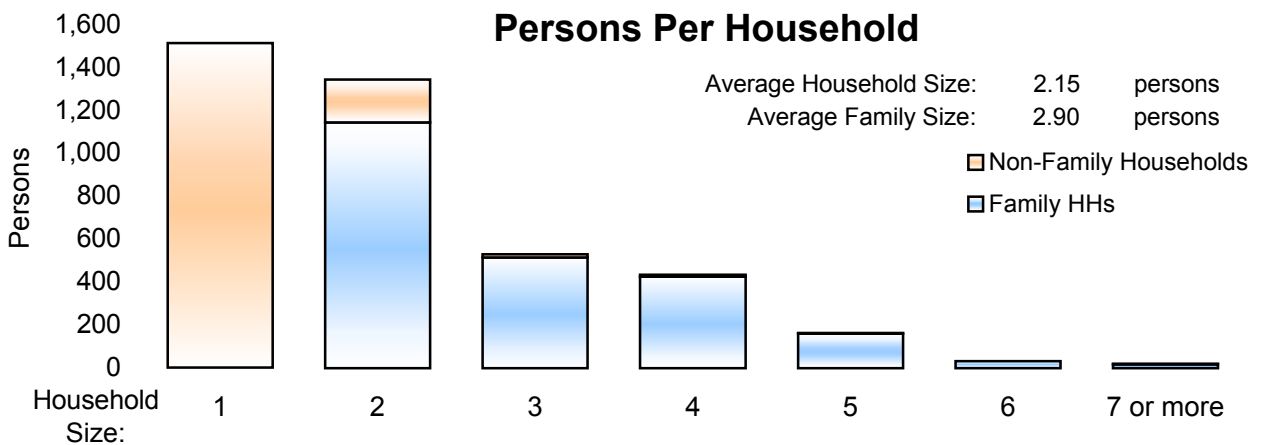
Where do people live?

	Population	Households
	#	Pct.
In Households	8,657	89.4%
Family Households	6,630	68.4%
Married Couple Family		1,944 48.3%
Male Householder, no wife present		70 1.7%
Female Householder, no husband present		271 6.7%



	Population		Households	
	#	Pct.	#	Pct.
Non-Family Households	2,027	20.9%	1,741	43.2%
Single Person Households (total)	1,513	15.6%	1,513	37.6%
Single Person Households Over 65 Years	529	5.5%	529	13.1%
Other Non Family Households (total)	514	5.3%	228	5.7%

Households with: Same-Sex Unmarried Partners	In Family or Non-Family Households	43	1.1%
Households with: Opposite-Sex Unmarried Partners		112	2.8%



	Population
	#
In Group Quarters (Total)	1,029
Institutional Population	572 5.9%
Noninstitutionalized Population	457 4.7%

2000 U.S. Census Data - Report 4b

Cluster: 17
Vicariate: Philadelphia - North

FS#: 1545

Parish: **Our Mother of Consolation**

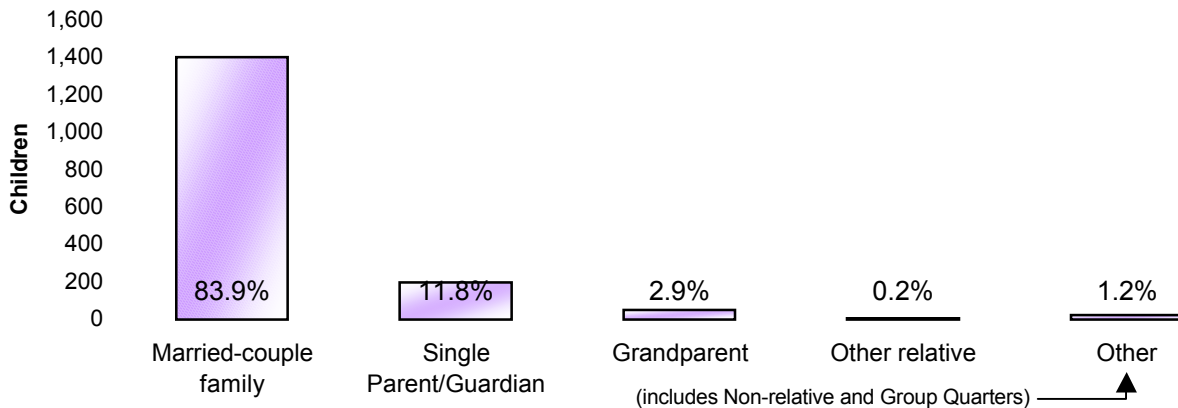
Population

Where do Children - Under Age 18 - Live?

Total Children - Under Age 18 (in Parish Boundaries)

In Households

	#	Pct.
Total Children - Under Age 18 (in Parish Boundaries)	1,670	100.0%
In Households	1,668	99.9%
Householder or spouse is under 18	0	0.0%
With Related:		
Married-couple family	1,401	83.9%
Male householder, no wife present	39	2.3%
Female householder, no husband present	158	9.5%
Grandparent householder	48	2.9%
Other related householder	4	0.2%
With Nonrelatives	18	1.1%
In Group Quarters	2	0.1%
Institutionalized population	0	0.0%
Noninstitutionalized population	2	0.1%



Where do Adults - Age 65 and older - Live?

Total Adults - Age 65 and older (in Parish Boundaries)

In Households

	#	Pct.
Total Adults - Age 65 and older (in Parish Boundaries)	2,141	100.0%
In Households	1,537	71.8%
Family Households:		
Is Householder or Spouse	875	40.9%
With Householder Child	41	1.9%
With Other Relative householder	47	2.2%
With Non-Related Householder	5	0.2%
In Nonfamily households:		
Male Living Alone	120	5.6%
Female Living Alone	409	19.1%
Other	40	1.9%
In group quarters:	604	28.2%
Institutionalized population	529	24.7%
Noninstitutionalized population	75	3.5%

2000 U.S. Census Data - Report 4c

Cluster: 17
Vicariate: Philadelphia - North

FS#: 1545

Parish:

Our Mother of Consolation

What do we know about Catholic Households?	Population		Households	
	#	Pct.	#	Pct.
Registered Catholic (Total)	3,004	100.0%	1,296	100.0%
Single Person Households	312	10.4%	312	24.1%
Religiously Mixed Households			180	13.9%
Contributing Households			348	26.9%

Household Charts:




Base: Total Registered Catholic Households

How many housing units are in the parish?

Housing Units

	#	Pct. of Total
Total Housing Units	4,179	100.0%
Occupied	4,026	96.3%
Owner-occupied	2,589	62.0%
Renter-occupied	1,437	34.4%
Vacant	153	3.7%



- Notes:
- (a) Sources: U.S. Census Bureau; 2000 Census of Population and Housing, Summary File 1; (August 2001), 2000 Annual Pastoral Report, completed by pastors for the Chancery Office.
 - (b) Data are calculated by assignment and aggregation of census block/tract to reported geography.
 - (c) Percentages may not total to 100% due to rounding.
 - (d) Average Household and Average Family Size computed as means.

2000 U.S. Census Reports 4a, 4b, and 4c

The U.S. Census Bureau collects data on the people of the United States every 10 years. The 2000 U.S. Census Reports are produced by the Office for Research and Planning of the Archdiocese of Philadelphia for use by pastors. A complete glossary of U.S. Census terminology may be found at: <http://www.census.gov/main/www/glossary.html>. Listed below are definitions to help you understand U.S. Census Reports 4a, 4b, and 4c.

Important Definitions from the U.S. Census:

The census reports two main kinds of housing: households and group quarters:

A **household** is a house, apartment, mobile home or trailer, or a single/group of rooms occupied as separate living quarters.

A **family** includes a householder (the person in whose name the home is owned or rented) and one or more people living in the same household who are related to the householder by birth, marriage, or adoption.

Non-family households are comprised of a householder living alone or with non-relatives only.

In most cases, the **householder** is the person (or one of the people) in whose name the home is owned or rented and/or is listed as Person 1 on the census questionnaire.

A household which contains **unmarried partners** (a householder and his or her partner who are not legally married or participating in a common law marriage) can be either a family or a non-family household. If related persons (e.g. children) live there also, this would be a family household.

Institutional Group Quarters contain people under the care or supervision of trained staff, and classified as "patients" or "inmates" in juvenile and correctional institutions, nursing homes and hospitals for chronically ill.

Non-Institutional Group Quarters contain people living in group quarters other than institutions including college dormitories, religious/other group homes, missions and shelters.

A **Housing Unit** is a house, apartment, mobile home or trailer, group of rooms, or a single room occupied as separate living quarters in which occupants live separately from other individuals in the building.

The following terms are used by the Chancery and the Research and Planning Office when collecting data in the Annual Pastoral Report:

A **Religiously Mixed Household** is a registered household in which at least one member is not Catholic.

A **Contributing Household** is a registered household that regularly uses Church envelopes or is a known financial contributor.