

2000 U.S. Census Data - Report 4a

Cluster: 20
 Vicariate: Philadelphia - South
 Parish:

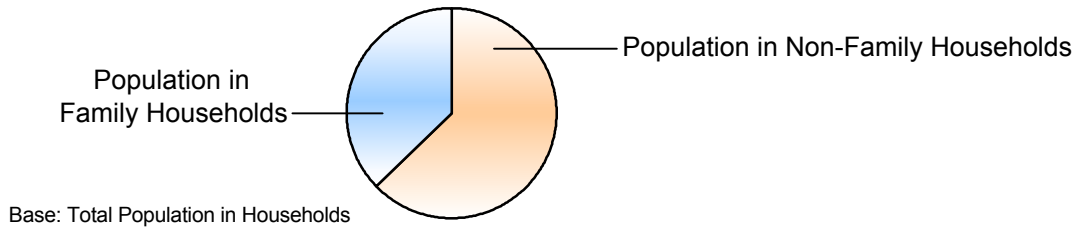
FS#: 1555

St. Patrick

	Population		Households	
	#	Pct.	#	Pct.
Total (in Parish Boundaries)	18,244	100.0%	12,136	100.0%

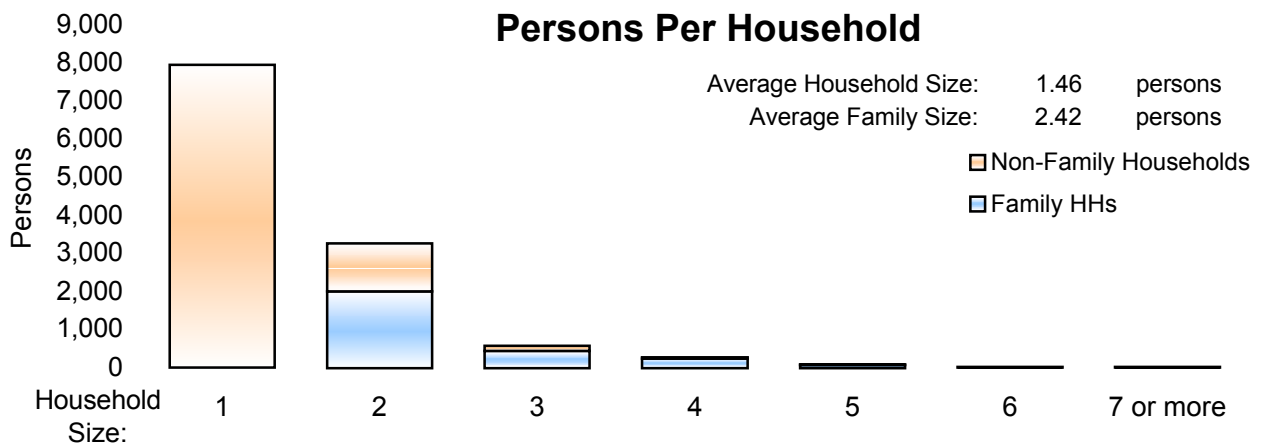
Where do people live?

	Population	Pct.	Households	Pct.
In Households	17,762	97.4%	12,136	100.0%
Family Households	6,613	36.2%	2,732	22.5%
Married Couple Family			2,287	18.8%
Male Householder, no wife present			141	1.2%
Female Householder, no husband present			304	2.5%



	Population		Households	
	#	Pct.	#	Pct.
Non-Family Households	11,149	61.1%	9,404	77.5%
Single Person Households (total)	7,946	43.6%	7,946	65.5%
Single Person Households Over 65 Years	1,506	8.3%	1,506	12.4%
Other Non Family Households (total)	3,203	17.6%	1,458	12.0%

Households with: Same-Sex Unmarried Partners	In Family or Non-Family Households	148	1.2%
Households with: Opposite-Sex Unmarried Partners	In Family or Non-Family Households	465	3.8%



	Population	Pct.
In Group Quarters (Total)	482	2.6%
Institutional Population	24	0.1%
Noninstitutionalized Population	458	2.5%

2000 U.S. Census Data - Report 4b

Cluster: 20
 Vicariate: Philadelphia - South
 Parish:

FS#: 1555

St. Patrick

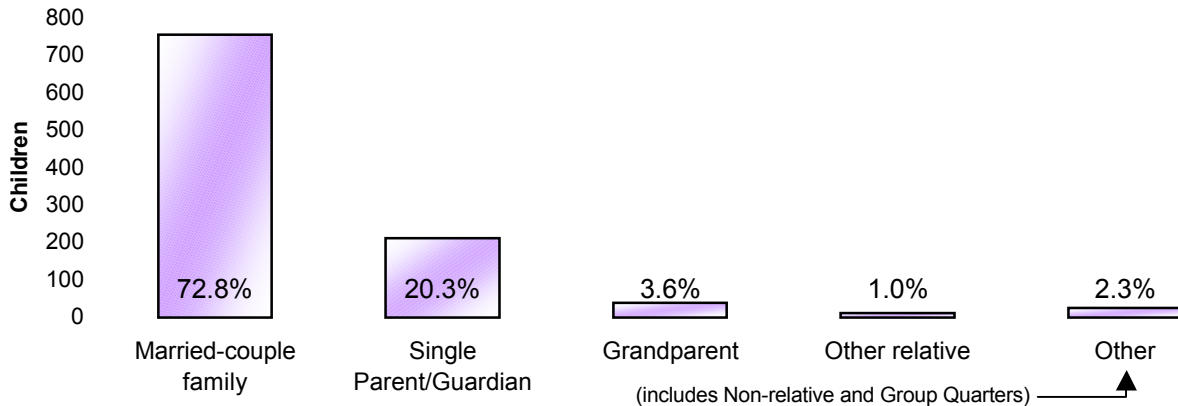
Population

Where do Children - Under Age 18 - Live?

Total Children - Under Age 18 (in Parish Boundaries)

In Households

	#	Pct.
Total Children - Under Age 18 (in Parish Boundaries)	1,037	100.0%
<i>In Households</i>	1,034	99.7%
Householder or spouse is under 18	5	0.5%
With Related:		
Married-couple family	755	72.8%
Male householder, no wife present	50	4.8%
Female householder, no husband present	161	15.5%
Grandparent householder	37	3.6%
Other related householder	10	1.0%
With Nonrelatives	16	1.5%
<i>In Group Quarters</i>	3	0.3%
Institutionalized population	0	0.0%
Noninstitutionalized population	3	0.3%



Where do Adults - Age 65 and older - Live?

Total Adults - Age 65 and older (in Parish Boundaries)

In Households

	#	Pct.
Total Adults - Age 65 and older (in Parish Boundaries)	2,714	100.0%
<i>In Households</i>	2,695	99.3%
Family Households:		
Is Householder or Spouse	971	35.8%
With Householder Child	48	1.8%
With Other Relative householder	52	1.9%
With Non-Related Householder	10	0.4%
In Nonfamily households:		
Male Living Alone	375	13.8%
Female Living Alone	1,131	41.7%
Other	108	4.0%
<i>In group quarters:</i>	19	0.7%
Institutionalized population	14	0.5%
Noninstitutionalized population	5	0.2%

2000 U.S. Census Data - Report 4c

Cluster: 20
Vicariate: Philadelphia - South

FS#: 1555

Parish: **St. Patrick**

What do we know about Catholic Households?	Population		Households	
	#	Pct.	#	Pct.
Registered Catholic (Total)	967	100.0%	669	100.0%
Single Person Households	485	50.2%	485	72.5%
Religiously Mixed Households			31	4.6%
Contributing Households			518	77.4%

Household Charts:



Base: Total Registered Catholic Households

How many housing units are in the parish?

Housing Units

	#	Pct. of Total
Total Housing Units	13,020	100.0%
Occupied	12,136	93.2%
Owner-occupied	3,888	29.9%
Renter-occupied	8,248	63.3%
Vacant	884	6.8%



- Notes:
- (a) Sources: U.S. Census Bureau; 2000 Census of Population and Housing, Summary File 1; (August 2001), 2000 Annual Pastoral Report, completed by pastors for the Chancery Office.
 - (b) Data are calculated by assignment and aggregation of census block/tract to reported geography.
 - (c) Percentages may not total to 100% due to rounding.
 - (d) Average Household and Average Family Size computed as means.

2000 U.S. Census Reports 4a, 4b, and 4c

The U.S. Census Bureau collects data on the people of the United States every 10 years. The 2000 U.S. Census Reports are produced by the Office for Research and Planning of the Archdiocese of Philadelphia for use by pastors. A complete glossary of U.S. Census terminology may be found at: <http://www.census.gov/main/www/glossary.html>. Listed below are definitions to help you understand U.S. Census Reports 4a, 4b, and 4c.

Important Definitions from the U.S. Census:

The census reports two main kinds of housing: households and group quarters:

A **household** is a house, apartment, mobile home or trailer, or a single/group of rooms occupied as separate living quarters.

A **family** includes a householder (the person in whose name the home is owned or rented) and one or more people living in the same household who are related to the householder by birth, marriage, or adoption.

Non-family households are comprised of a householder living alone or with non-relatives only.

In most cases, the **householder** is the person (or one of the people) in whose name the home is owned or rented and/or is listed as Person 1 on the census questionnaire.

A household which contains **unmarried partners** (a householder and his or her partner who are not legally married or participating in a common law marriage) can be either a family or a non-family household. If related persons (e.g. children) live there also, this would be a family household.

Institutional Group Quarters contain people under the care or supervision of trained staff, and classified as "patients" or "inmates" in juvenile and correctional institutions, nursing homes and hospitals for chronically ill.

Non-Institutional Group Quarters contain people living in group quarters other than institutions including college dormitories, religious/other group homes, missions and shelters.

A **Housing Unit** is a house, apartment, mobile home or trailer, group of rooms, or a single room occupied as separate living quarters in which occupants live separately from other individuals in the building.

The following terms are used by the Chancery and the Research and Planning Office when collecting data in the Annual Pastoral Report:

A **Religiously Mixed Household** is a registered household in which at least one member is not Catholic.

A **Contributing Household** is a registered household that regularly uses Church envelopes or is a known financial contributor.