

2000 U.S. Census Data - Report 4a

Cluster: 22
 Vicariate: Philadelphia - South
 Parish:

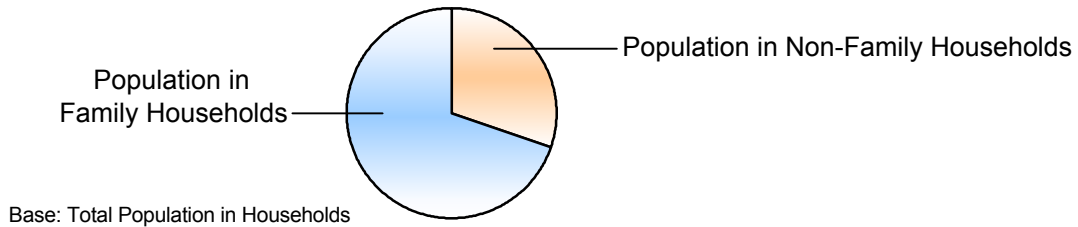
FS# : 1565

St. Peter the Apostle

	Population		Households	
	#	Pct.	#	Pct.
Total (in Parish Boundaries)	5,516	100.0%	2,504	100.0%

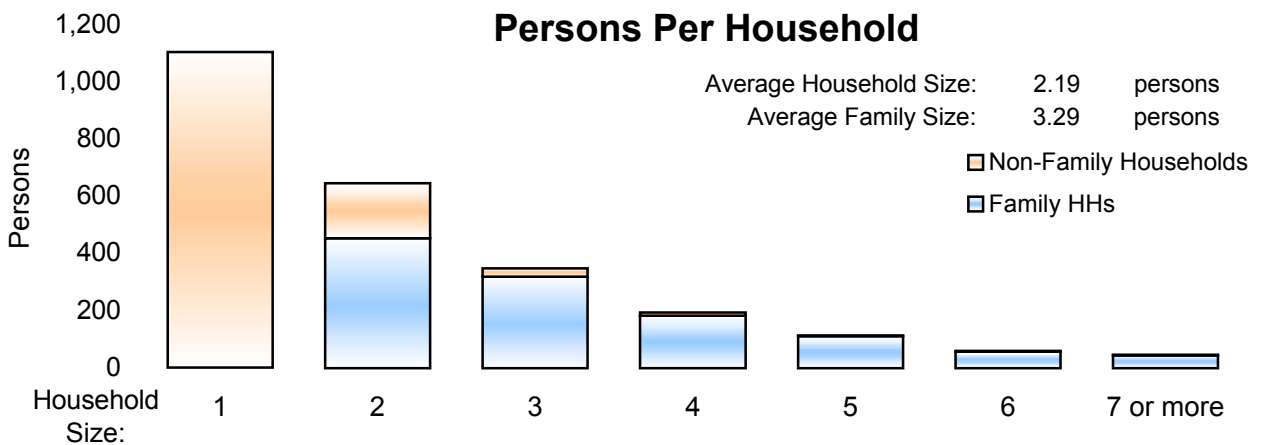
Where do people live?

	Population #	Population Pct.	Households #	Households Pct.
In Households	5,494	99.6%	2,504	100.0%
Family Households	3,823	69.3%	1,161	46.4%
Married Couple Family			493	19.7%
Male Householder, no wife present			101	4.0%
Female Householder, no husband present			567	22.6%



	Population #	Population Pct.	Households #	Households Pct.
Non-Family Households	1,671	30.3%	1,343	53.6%
Single Person Households (total)	1,103	20.0%	1,103	44.0%
Single Person Households Over 65 Years	412	7.5%	412	16.5%
Other Non Family Households (total)	568	10.3%	240	9.6%

Households with: Same-Sex Unmarried Partners	In Family or Non-Family Households	30	1.2%
Households with: Opposite-Sex Unmarried Partners		130	5.2%



	Population #	Population Pct.
In Group Quarters (Total)	22	0.4%
Institutional Population	5	0.1%
Noninstitutionalized Population	17	0.3%

2000 U.S. Census Data - Report 4b

Cluster: 22
Vicariate: Philadelphia - South

FS#: 1565

Parish: **St. Peter the Apostle**

Population

Where do Children - Under Age 18 - Live?

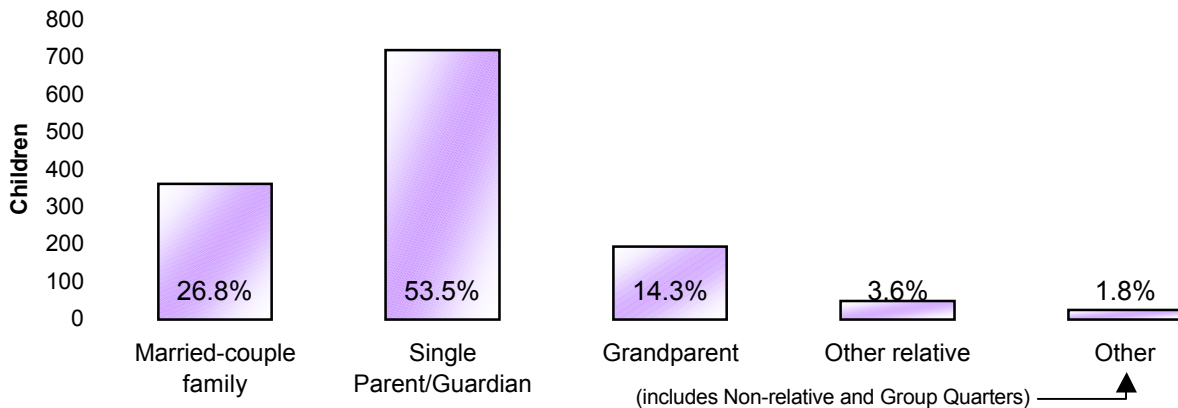
Total Children - Under Age 18 (in Parish Boundaries)

In Households

	#	Pct.
Total Children - Under Age 18 (in Parish Boundaries)	1,345	100.0%
In Households	1,345	100.0%
Householder or spouse is under 18	1	0.1%
With Related:		
Married-couple family	361	26.8%
Male householder, no wife present	74	5.5%
Female householder, no husband present	645	48.0%
Grandparent householder	193	14.3%
Other related householder	48	3.6%
With Nonrelatives	23	1.7%

In Group Quarters

Institutionalized population	0	0.0%
Noninstitutionalized population	0	0.0%



Where do Adults - Age 65 and older - Live?

Total Adults - Age 65 and older (in Parish Boundaries)

In Households

	#	Pct.
Total Adults - Age 65 and older (in Parish Boundaries)	754	100.0%
In Households	750	99.5%
Family Households:		
Is Householder or Spouse	253	33.6%
With Householder Child	23	3.1%
With Other Relative householder	18	2.4%
With Non-Related Householder	4	0.5%
In Nonfamily households:		
Male Living Alone	152	20.2%
Female Living Alone	260	34.5%
Other	40	5.3%

In group quarters:

Institutionalized population	0	0.0%
Noninstitutionalized population	4	0.5%

2000 U.S. Census Data - Report 4c

Cluster: 22
Vicariate: Philadelphia - South

FS#: 1565

Parish:

St. Peter the Apostle

What do we know about Catholic Households?	Population		Households	
	#	Pct.	#	Pct.
Registered Catholic (Total)	1,060	100.0%	755	100.0%
Single Person Households	305	28.8%	305	40.4%
Religiously Mixed Households			40	5.3%
Contributing Households			435	57.6%

Household Charts:

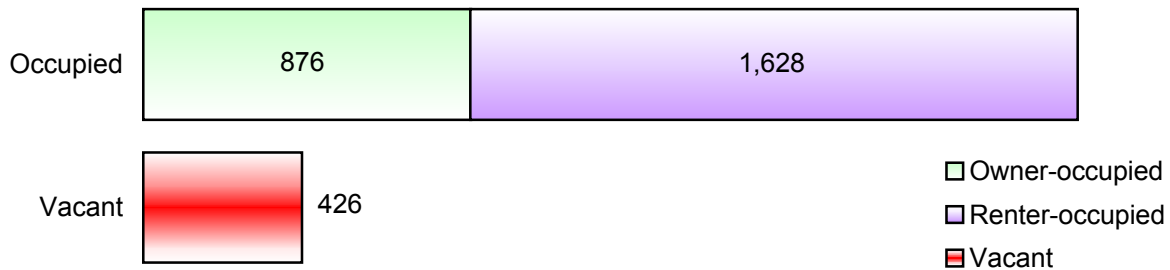


Base: Total Registered Catholic Households

How many housing units are in the parish?

Housing Units

	#	Pct. of Total
Total Housing Units	2,930	100.0%
Occupied	2,504	85.5%
Owner-occupied	876	29.9%
Renter-occupied	1,628	55.6%
Vacant	426	14.5%



- Notes:
- (a) Sources: U.S. Census Bureau; 2000 Census of Population and Housing, Summary File 1; (August 2001), 2000 Annual Pastoral Report, completed by pastors for the Chancery Office.
 - (b) Data are calculated by assignment and aggregation of census block/tract to reported geography.
 - (c) Percentages may not total to 100% due to rounding.
 - (d) Average Household and Average Family Size computed as means.

2000 U.S. Census Reports 4a, 4b, and 4c

The U.S. Census Bureau collects data on the people of the United States every 10 years. The 2000 U.S. Census Reports are produced by the Office for Research and Planning of the Archdiocese of Philadelphia for use by pastors. A complete glossary of U.S. Census terminology may be found at: <http://www.census.gov/main/www/glossary.html>. Listed below are definitions to help you understand U.S. Census Reports 4a, 4b, and 4c.

Important Definitions from the U.S. Census:

The census reports two main kinds of housing: households and group quarters:

A **household** is a house, apartment, mobile home or trailer, or a single/group of rooms occupied as separate living quarters.

A **family** includes a householder (the person in whose name the home is owned or rented) and one or more people living in the same household who are related to the householder by birth, marriage, or adoption.

Non-family households are comprised of a householder living alone or with non-relatives only.

In most cases, the **householder** is the person (or one of the people) in whose name the home is owned or rented and/or is listed as Person 1 on the census questionnaire.

A household which contains **unmarried partners** (a householder and his or her partner who are not legally married or participating in a common law marriage) can be either a family or a non-family household. If related persons (e.g. children) live there also, this would be a family household.

Institutional Group Quarters contain people under the care or supervision of trained staff, and classified as "patients" or "inmates" in juvenile and correctional institutions, nursing homes and hospitals for chronically ill.

Non-Institutional Group Quarters contain people living in group quarters other than institutions including college dormitories, religious/other group homes, missions and shelters.

A **Housing Unit** is a house, apartment, mobile home or trailer, group of rooms, or a single room occupied as separate living quarters in which occupants live separately from other individuals in the building.

The following terms are used by the Chancery and the Research and Planning Office when collecting data in the Annual Pastoral Report:

A **Religiously Mixed Household** is a registered household in which at least one member is not Catholic.

A **Contributing Household** is a registered household that regularly uses Church envelopes or is a known financial contributor.