

2000 U.S. Census Data - Report 4a

Cluster: 24
 Vicariate: Philadelphia - South
 Parish:

FS# : 1570

St. Philip Neri

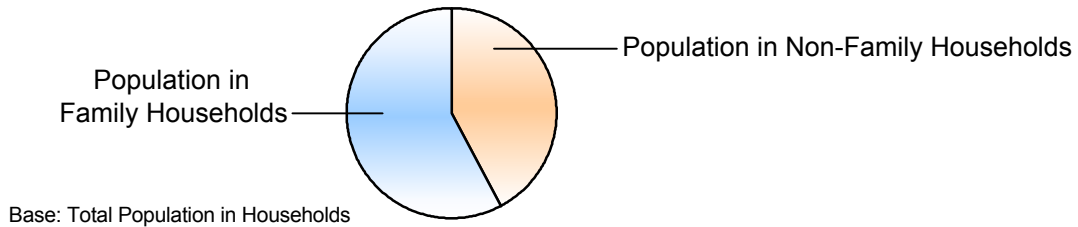
	Population		Households	
	#	Pct.	#	Pct.
Total (in Parish Boundaries)	6,653	100.0%	3,487	100.0%

Where do people live?

In Households

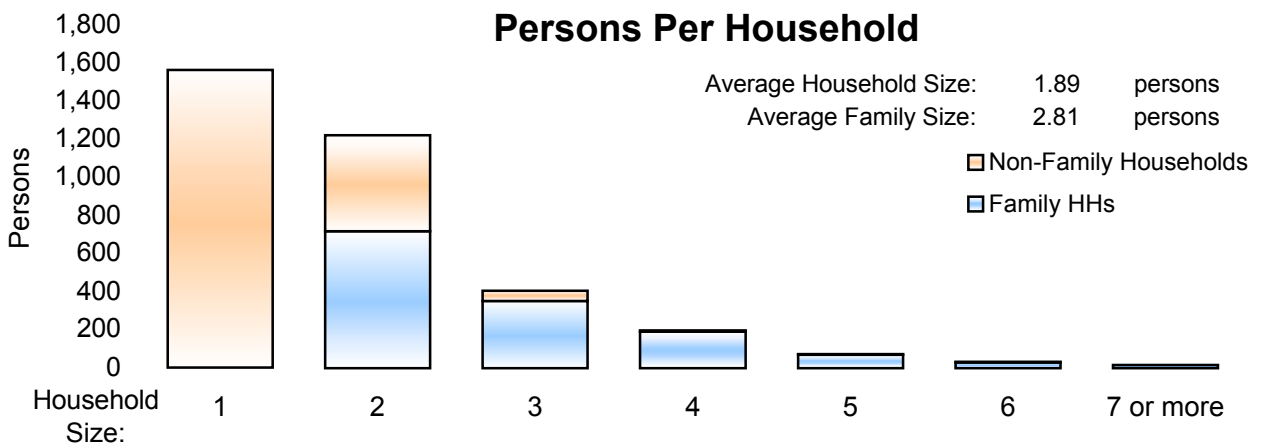
Family Households

Married Couple Family	3,821	57.4%	1,360	39.0%
Male Householder, no wife present			873	25.0%
Female Householder, no husband present			98	2.8%
			389	11.2%



	Population		Households	
	#	Pct.	#	Pct.
Non-Family Households	2,781	41.8%	2,127	61.0%
Single Person Households (total)	1,560	23.4%	1,560	44.7%
Single Person Households Over 65 Years	197	3.0%	197	5.6%
Other Non Family Households (total)	1,221	18.4%	567	16.3%

Households with: Same-Sex Unmarried Partners	In Family or Non-Family Households	97	2.8%
Households with: Opposite-Sex Unmarried Partners		207	5.9%



	Population	
	#	Pct.
In Group Quarters (Total)	51	0.8%
Institutional Population	0	0.0%
Noninstitutionalized Population	51	0.8%

2000 U.S. Census Data - Report 4b

Cluster: 24
Vicariate: Philadelphia - South

FS#: 1570

Parish: **St. Philip Neri**

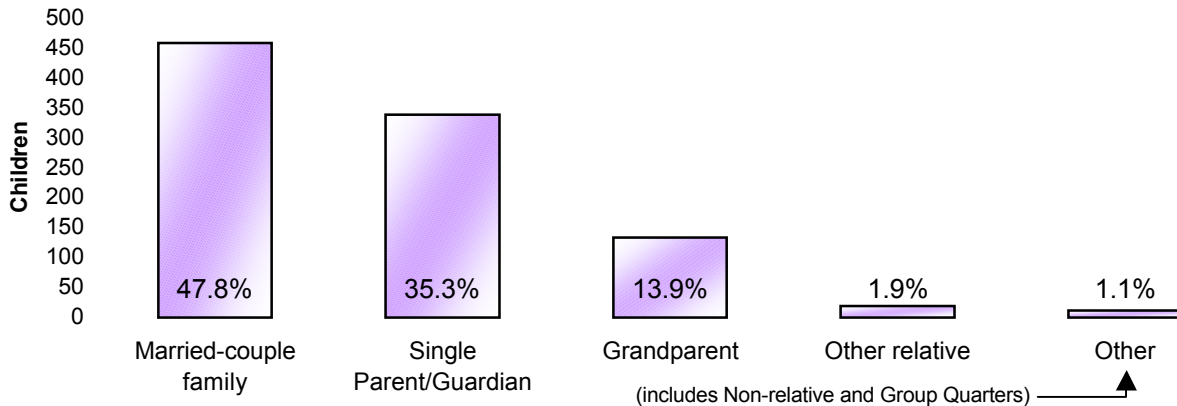
Population

Where do Children - Under Age 18 - Live?

Total Children - Under Age 18 (in Parish Boundaries)

In Households

	#	Pct.
Total Children - Under Age 18 (in Parish Boundaries)	958	100.0%
<i>In Households</i>	958	100.0%
Householder or spouse is under 18	3	0.3%
With Related:		
Married-couple family	458	47.8%
Male householder, no wife present	41	4.3%
Female householder, no husband present	297	31.0%
Grandparent householder	133	13.9%
Other related householder	18	1.9%
With Nonrelatives	8	0.8%
<i>In Group Quarters</i>	0	0.0%
Institutionalized population	0	0.0%
Noninstitutionalized population	0	0.0%



Where do Adults - Age 65 and older - Live?

Total Adults - Age 65 and older (in Parish Boundaries)

In Households

	#	Pct.
Total Adults - Age 65 and older (in Parish Boundaries)	589	100.0%
<i>In Households</i>	586	99.5%
Family Households:		
Is Householder or Spouse	297	50.4%
With Householder Child	32	5.4%
With Other Relative householder	25	4.2%
With Non-Related Householder	6	1.0%
In Nonfamily households:		
Male Living Alone	75	12.7%
Female Living Alone	122	20.7%
Other	29	4.9%
<i>In group quarters:</i>	3	0.5%
Institutionalized population	0	0.0%
Noninstitutionalized population	3	0.5%

2000 U.S. Census Data - Report 4c

Cluster: 24
Vicariate: Philadelphia - South

FS#: 1570

Parish:

St. Philip Neri

What do we know about Catholic Households?	Population		Households	
	#	Pct.	#	Pct.
Registered Catholic (Total)	532	100.0%	243	100.0%
Single Person Households	85	16.0%	85	35.0%
Religiously Mixed Households			15	6.2%
Contributing Households			92	37.9%

Household Charts:

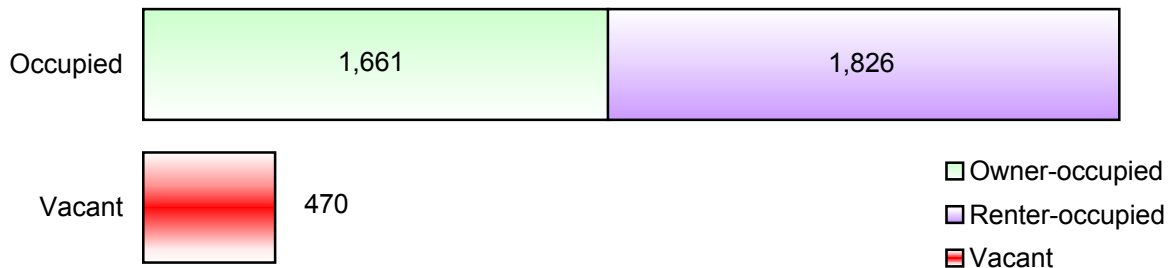


Base: Total Registered Catholic Households

How many housing units are in the parish?

Housing Units

	#	Pct. of Total
Total Housing Units	3,957	100.0%
Occupied	3,487	88.1%
Owner-occupied	1,661	42.0%
Renter-occupied	1,826	46.1%
Vacant	470	11.9%



- Notes:
- (a) Sources: U.S. Census Bureau; 2000 Census of Population and Housing, Summary File 1; (August 2001), 2000 Annual Pastoral Report, completed by pastors for the Chancery Office.
 - (b) Data are calculated by assignment and aggregation of census block/tract to reported geography.
 - (c) Percentages may not total to 100% due to rounding.
 - (d) Average Household and Average Family Size computed as means.

2000 U.S. Census Reports 4a, 4b, and 4c

The U.S. Census Bureau collects data on the people of the United States every 10 years. The 2000 U.S. Census Reports are produced by the Office for Research and Planning of the Archdiocese of Philadelphia for use by pastors. A complete glossary of U.S. Census terminology may be found at: <http://www.census.gov/main/www/glossary.html>. Listed below are definitions to help you understand U.S. Census Reports 4a, 4b, and 4c.

Important Definitions from the U.S. Census:

The census reports two main kinds of housing: households and group quarters:

A **household** is a house, apartment, mobile home or trailer, or a single/group of rooms occupied as separate living quarters.

A **family** includes a householder (the person in whose name the home is owned or rented) and one or more people living in the same household who are related to the householder by birth, marriage, or adoption.

Non-family households are comprised of a householder living alone or with non-relatives only.

In most cases, the **householder** is the person (or one of the people) in whose name the home is owned or rented and/or is listed as Person 1 on the census questionnaire.

A household which contains **unmarried partners** (a householder and his or her partner who are not legally married or participating in a common law marriage) can be either a family or a non-family household. If related persons (e.g. children) live there also, this would be a family household.

Institutional Group Quarters contain people under the care or supervision of trained staff, and classified as "patients" or "inmates" in juvenile and correctional institutions, nursing homes and hospitals for chronically ill.

Non-Institutional Group Quarters contain people living in group quarters other than institutions including college dormitories, religious/other group homes, missions and shelters.

A **Housing Unit** is a house, apartment, mobile home or trailer, group of rooms, or a single room occupied as separate living quarters in which occupants live separately from other individuals in the building.

The following terms are used by the Chancery and the Research and Planning Office when collecting data in the Annual Pastoral Report:

A **Religiously Mixed Household** is a registered household in which at least one member is not Catholic.

A **Contributing Household** is a registered household that regularly uses Church envelopes or is a known financial contributor.