

2000 U.S. Census Data - Report 4a

Cluster: 15
 Vicariate: Philadelphia - North
 Parish:

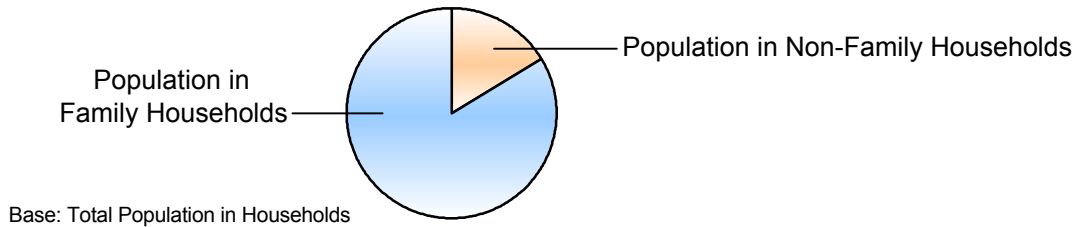
FS# : 1660

St. William

	Population		Households	
	#	Pct.	#	Pct.
Total (in Parish Boundaries)	16,457	100.0%	6,148	100.0%

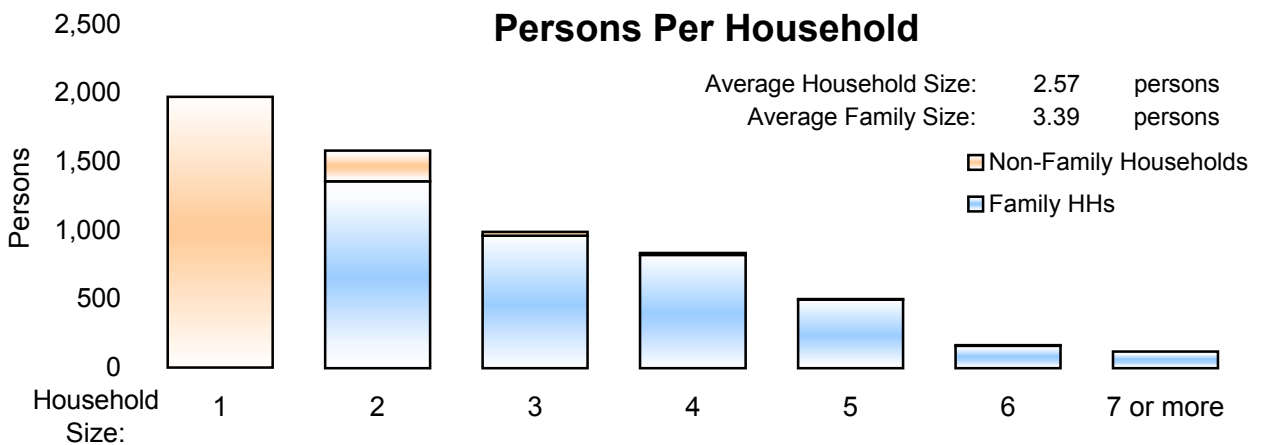
Where do people live?

	Population #	Population Pct.	Households #	Households Pct.
In Households	15,821	96.1%	6,148	100.0%
Family Households	13,245	80.5%	3,910	63.6%
Married Couple Family			2,518	41.0%
Male Householder, no wife present			340	5.5%
Female Householder, no husband present			1,052	17.1%



	Population		Households	
	#	Pct.	#	Pct.
Non-Family Households	2,576	15.7%	2,238	36.4%
Single Person Households (total)	1,971	12.0%	1,971	32.1%
Single Person Households Over 65 Years	981	6.0%	981	16.0%
Other Non Family Households (total)	605	3.7%	267	4.3%

Households with: Same-Sex Unmarried Partners	In Family or Non-Family Households	34	0.6%
Households with: Opposite-Sex Unmarried Partners		371	6.0%



	Population #	Population Pct.
In Group Quarters (Total)	636	3.9%
Institutional Population	607	3.7%
Noninstitutionalized Population	29	0.2%

2000 U.S. Census Data - Report 4b

Cluster: 15
Vicariate: Philadelphia - North

FS#: 1660

Parish: **St. William**

Population

Where do Children - Under Age 18 - Live?

Total Children - Under Age 18 (in Parish Boundaries)

In Households

Householder or spouse is under 18
With Related:

Married-couple family

Male householder, no wife present

Female householder, no husband present

Grandparent householder

Other related householder

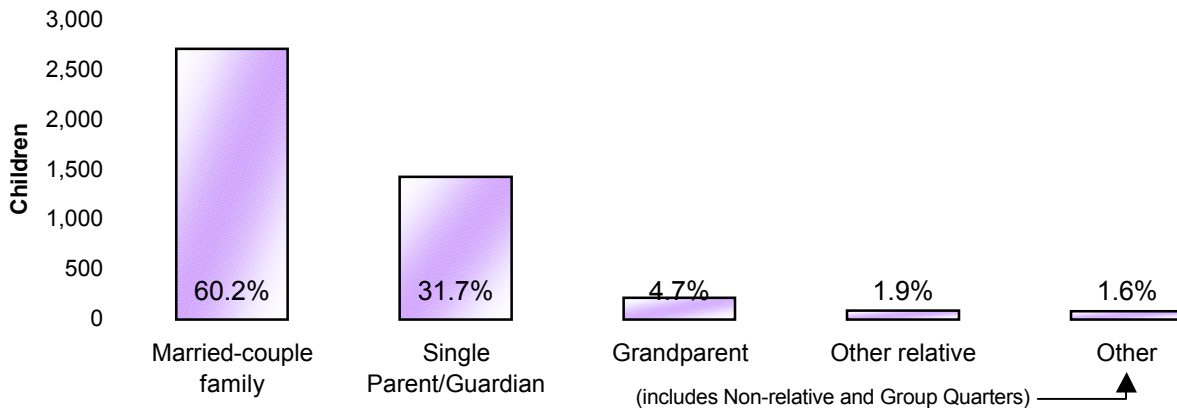
With Nonrelatives

In Group Quarters

Institutionalized population

Noninstitutionalized population

	#	Pct.
Total Children - Under Age 18 (in Parish Boundaries)	4,507	100.0%
In Households	4,507	100.0%
Householder or spouse is under 18	4	0.1%
With Related:		
Married-couple family	2,711	60.2%
Male householder, no wife present	305	6.8%
Female householder, no husband present	1,123	24.9%
Grandparent householder	210	4.7%
Other related householder	84	1.9%
With Nonrelatives	70	1.6%
In Group Quarters	0	0.0%
Institutionalized population	0	0.0%
Noninstitutionalized population	0	0.0%



Where do Adults - Age 65 and older - Live?

Total Adults - Age 65 and older (in Parish Boundaries)

In Households

Family Households:

Is Householder or Spouse

With Householder Child

With Other Relative householder

With Non-Related Householder

In Nonfamily households:

Male Living Alone

Female Living Alone

Other

In group quarters:

Institutionalized population

Noninstitutionalized population

	#	Pct.
Total Adults - Age 65 and older (in Parish Boundaries)	2,965	100.0%
In Households	2,351	79.3%
Family Households:		
Is Householder or Spouse	1,105	37.3%
With Householder Child	106	3.6%
With Other Relative householder	110	3.7%
With Non-Related Householder	7	0.2%
In Nonfamily households:		
Male Living Alone	196	6.6%
Female Living Alone	785	26.5%
Other	42	1.4%
In group quarters:	614	20.7%
Institutionalized population	598	20.2%
Noninstitutionalized population	16	0.5%

2000 U.S. Census Data - Report 4c

Cluster: 15
Vicariate: Philadelphia - North

FS#: 1660

Parish:

St. William

What do we know about Catholic Households?	Population		Households	
	#	Pct.	#	Pct.
Registered Catholic (Total)	8,604	100.0%	2,958	100.0%
Single Person Households	700	8.1%	700	23.7%
Religiously Mixed Households			522	17.6%
Contributing Households			1,500	50.7%

Household Charts:




Base: Total Registered Catholic Households

How many housing units are in the parish?

Housing Units

	#	Pct. of Total
Total Housing Units	6,495	100.0%
Occupied	6,148	94.7%
Owner-occupied	4,324	66.6%
Renter-occupied	1,824	28.1%
Vacant	347	5.3%



- Notes:**
- (a) Sources: U.S. Census Bureau; 2000 Census of Population and Housing, Summary File 1; (August 2001), 2000 Annual Pastoral Report, completed by pastors for the Chancery Office.
 - (b) Data are calculated by assignment and aggregation of census block/tract to reported geography.
 - (c) Percentages may not total to 100% due to rounding.
 - (d) Average Household and Average Family Size computed as means.

2000 U.S. Census Reports 4a, 4b, and 4c

The U.S. Census Bureau collects data on the people of the United States every 10 years. The 2000 U.S. Census Reports are produced by the Office for Research and Planning of the Archdiocese of Philadelphia for use by pastors. A complete glossary of U.S. Census terminology may be found at: <http://www.census.gov/main/www/glossary.html>. Listed below are definitions to help you understand U.S. Census Reports 4a, 4b, and 4c.

Important Definitions from the U.S. Census:

The census reports two main kinds of housing: households and group quarters:

A **household** is a house, apartment, mobile home or trailer, or a single/group of rooms occupied as separate living quarters.

A **family** includes a householder (the person in whose name the home is owned or rented) and one or more people living in the same household who are related to the householder by birth, marriage, or adoption.

Non-family households are comprised of a householder living alone or with non-relatives only.

In most cases, the **householder** is the person (or one of the people) in whose name the home is owned or rented and/or is listed as Person 1 on the census questionnaire.

A household which contains **unmarried partners** (a householder and his or her partner who are not legally married or participating in a common law marriage) can be either a family or a non-family household. If related persons (e.g. children) live there also, this would be a family household.

Institutional Group Quarters contain people under the care or supervision of trained staff, and classified as "patients" or "inmates" in juvenile and correctional institutions, nursing homes and hospitals for chronically ill.

Non-Institutional Group Quarters contain people living in group quarters other than institutions including college dormitories, religious/other group homes, missions and shelters.

A **Housing Unit** is a house, apartment, mobile home or trailer, group of rooms, or a single room occupied as separate living quarters in which occupants live separately from other individuals in the building.

The following terms are used by the Chancery and the Research and Planning Office when collecting data in the Annual Pastoral Report:

A **Religiously Mixed Household** is a registered household in which at least one member is not Catholic.

A **Contributing Household** is a registered household that regularly uses Church envelopes or is a known financial contributor.