

2000 U.S. Census Data - Report 4a

Cluster: 75
Vicariate: Montgomery

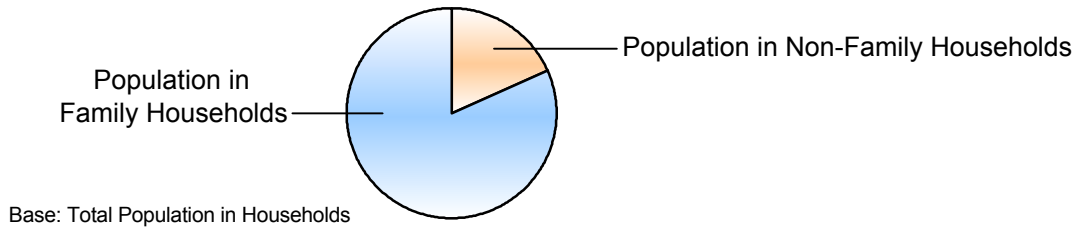
FS# : 2010

Parish: **St. Anthony of Padua**

	Population		Households	
	#	Pct.	#	Pct.
Total (in Parish Boundaries)	12,406	100.0%	5,106	100.0%

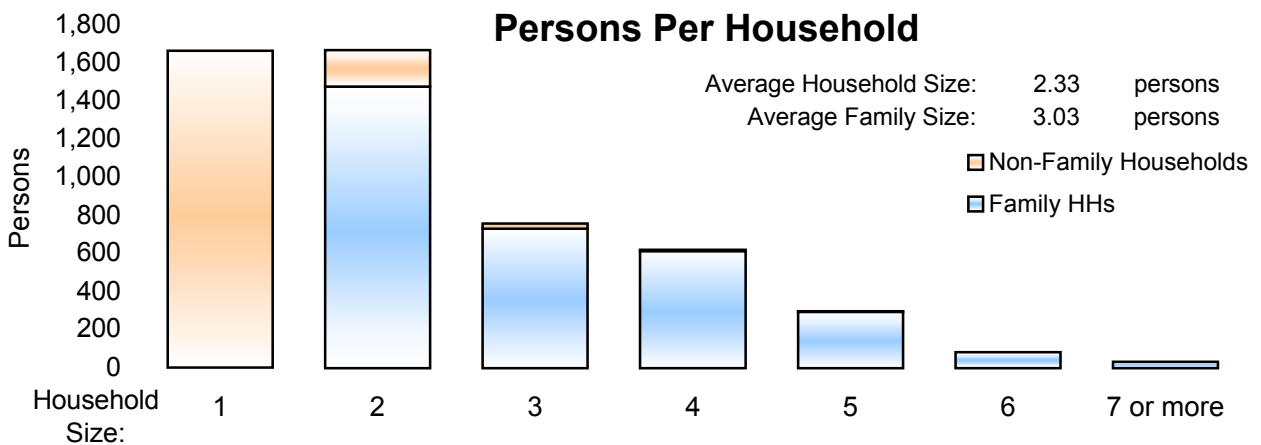
Where do people live?

	Population	Pct.	Households	Pct.
In Households	11,922	96.1%	5,106	100.0%
Family Households	9,752	78.6%	3,217	63.0%
Married Couple Family			2,621	51.3%
Male Householder, no wife present			125	2.4%
Female Householder, no husband present			471	9.2%



	Population	Pct.	Households	Pct.
Non-Family Households	2,170	17.5%	1,889	37.0%
Single Person Households (total)	1,661	13.4%	1,661	32.5%
Single Person Households Over 65 Years	715	5.8%	715	14.0%
Other Non Family Households (total)	509	4.1%	228	4.5%

Households with: Same-Sex Unmarried Partners	In Family or Non-Family Households	25	0.5%
Households with: Opposite-Sex Unmarried Partners	In Family or Non-Family Households	155	3.0%



	Population	Pct.
In Group Quarters (Total)	484	3.9%
Institutional Population	423	3.4%
Noninstitutionalized Population	61	0.5%

2000 U.S. Census Data - Report 4b

Cluster: 75
Vicariate: Montgomery

FS#: 2010

Parish: **St. Anthony of Padua**

Population

Where do Children - Under Age 18 - Live?

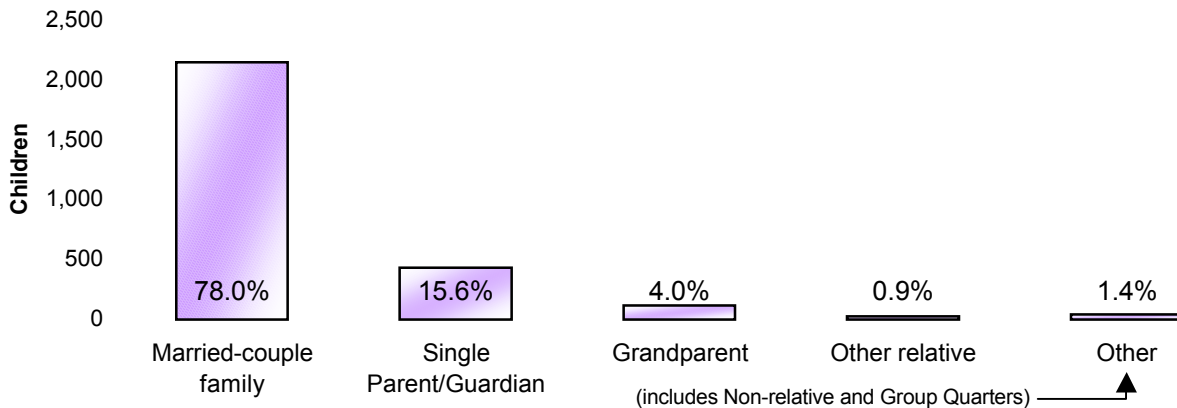
Total Children - Under Age 18 (in Parish Boundaries)

In Households

	#	Pct.
Total Children - Under Age 18 (in Parish Boundaries)	2,750	100.0%
<i>In Households</i>	2,735	99.5%
Householder or spouse is under 18	1	0.0%
With Related:		
Married-couple family	2,146	78.0%
Male householder, no wife present	80	2.9%
Female householder, no husband present	350	12.7%
Grandparent householder	111	4.0%
Other related householder	24	0.9%
With Nonrelatives	23	0.8%

In Group Quarters

Institutionalized population	4	0.1%
Noninstitutionalized population	11	0.4%



Where do Adults - Age 65 and older - Live?

Total Adults - Age 65 and older (in Parish Boundaries)

In Households

	#	Pct.
Total Adults - Age 65 and older (in Parish Boundaries)	2,503	100.0%
<i>In Households</i>	2,101	83.9%
Family Households:		
Is Householder or Spouse	1,227	49.0%
With Householder Child	46	1.8%
With Other Relative householder	57	2.3%
With Non-Related Householder	6	0.2%
In Nonfamily households:		
Male Living Alone	156	6.2%
Female Living Alone	559	22.3%
Other	50	2.0%

In group quarters:

Institutionalized population	394	15.7%
Noninstitutionalized population	8	0.3%

2000 U.S. Census Data - Report 4c

Cluster: 75
Vicariate: Montgomery

FS#: 2010

Parish:

St. Anthony of Padua

What do we know about Catholic Households?	Population		Households	
	#	Pct.	#	Pct.
Registered Catholic (Total)	4,658	100.0%	1,640	100.0%
Single Person Households	476	10.2%	476	29.0%
Religiously Mixed Households			281	17.1%
Contributing Households			785	47.9%

Household Charts:




Base: Total Registered Catholic Households

How many housing units are in the parish?

Housing Units

	#	Pct. of Total
Total Housing Units	5,264	100.0%
Occupied	5,106	97.0%
Owner-occupied	3,624	68.8%
Renter-occupied	1,482	28.2%
Vacant	158	3.0%



- Notes:
- (a) Sources: U.S. Census Bureau; 2000 Census of Population and Housing, Summary File 1; (August 2001), 2000 Annual Pastoral Report, completed by pastors for the Chancery Office.
 - (b) Data are calculated by assignment and aggregation of census block/tract to reported geography.
 - (c) Percentages may not total to 100% due to rounding.
 - (d) Average Household and Average Family Size computed as means.

2000 U.S. Census Reports 4a, 4b, and 4c

The U.S. Census Bureau collects data on the people of the United States every 10 years. The 2000 U.S. Census Reports are produced by the Office for Research and Planning of the Archdiocese of Philadelphia for use by pastors. A complete glossary of U.S. Census terminology may be found at: <http://www.census.gov/main/www/glossary.html>. Listed below are definitions to help you understand U.S. Census Reports 4a, 4b, and 4c.

Important Definitions from the U.S. Census:

The census reports two main kinds of housing: households and group quarters:

A **household** is a house, apartment, mobile home or trailer, or a single/group of rooms occupied as separate living quarters.

A **family** includes a householder (the person in whose name the home is owned or rented) and one or more people living in the same household who are related to the householder by birth, marriage, or adoption.

Non-family households are comprised of a householder living alone or with non-relatives only.

In most cases, the **householder** is the person (or one of the people) in whose name the home is owned or rented and/or is listed as Person 1 on the census questionnaire.

A household which contains **unmarried partners** (a householder and his or her partner who are not legally married or participating in a common law marriage) can be either a family or a non-family household. If related persons (e.g. children) live there also, this would be a family household.

Institutional Group Quarters contain people under the care or supervision of trained staff, and classified as "patients" or "inmates" in juvenile and correctional institutions, nursing homes and hospitals for chronically ill.

Non-Institutional Group Quarters contain people living in group quarters other than institutions including college dormitories, religious/other group homes, missions and shelters.

A **Housing Unit** is a house, apartment, mobile home or trailer, group of rooms, or a single room occupied as separate living quarters in which occupants live separately from other individuals in the building.

The following terms are used by the Chancery and the Research and Planning Office when collecting data in the Annual Pastoral Report:

A **Religiously Mixed Household** is a registered household in which at least one member is not Catholic.

A **Contributing Household** is a registered household that regularly uses Church envelopes or is a known financial contributor.