

2000 U.S. Census Data - Report 4a

Cluster: 70
 Vicariate: Montgomery
 Parish:

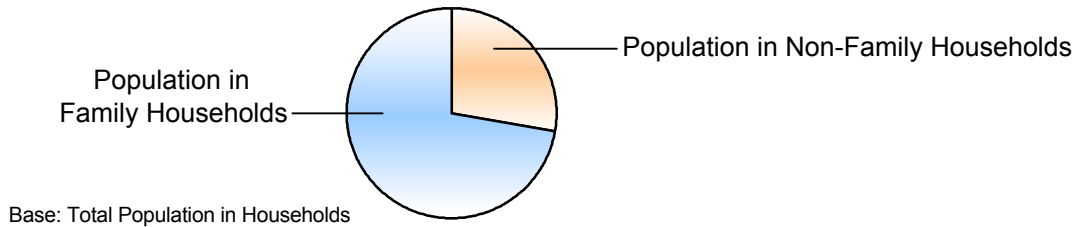
FS# : 2020

St. Colman

	Population		Households	
	#	Pct.	#	Pct.
Total (in Parish Boundaries)	10,306	100.0%	4,219	100.0%

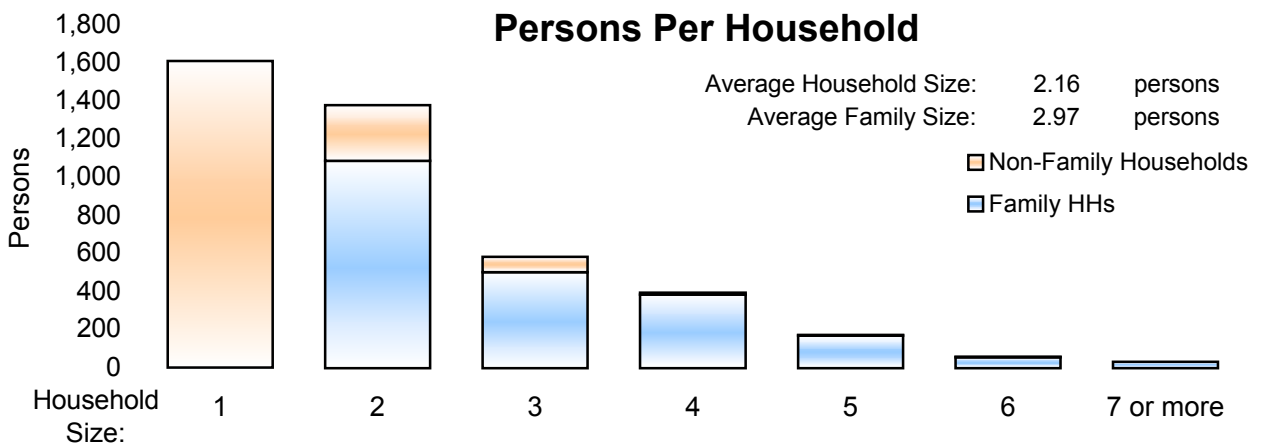
Where do people live?

	Population #	Population Pct.	Households #	Households Pct.
In Households	9,126	88.6%	4,219	100.0%
Family Households	6,598	64.0%	2,221	52.6%
Married Couple Family			1,658	39.3%
Male Householder, no wife present			132	3.1%
Female Householder, no husband present			431	10.2%



	Population		Households	
	#	Pct.	#	Pct.
Non-Family Households	2,528	24.5%	1,998	47.4%
Single Person Households (total)	1,607	15.6%	1,607	38.1%
Single Person Households Over 65 Years	554	5.4%	554	13.1%
Other Non Family Households (total)	921	8.9%	391	9.3%

Households with: Same-Sex Unmarried Partners	In Family or Non-Family Households	15	0.4%
Households with: Opposite-Sex Unmarried Partners	In Family or Non-Family Households	147	3.5%



	Population #	Population Pct.
In Group Quarters (Total)	1,180	11.4%
Institutional Population	0	0.0%
Noninstitutionalized Population	1,180	11.4%

2000 U.S. Census Data - Report 4b

Cluster: 70
Vicariate: Montgomery

FS#: 2020

Parish: **St. Colman**

Population

Where do Children - Under Age 18 - Live?

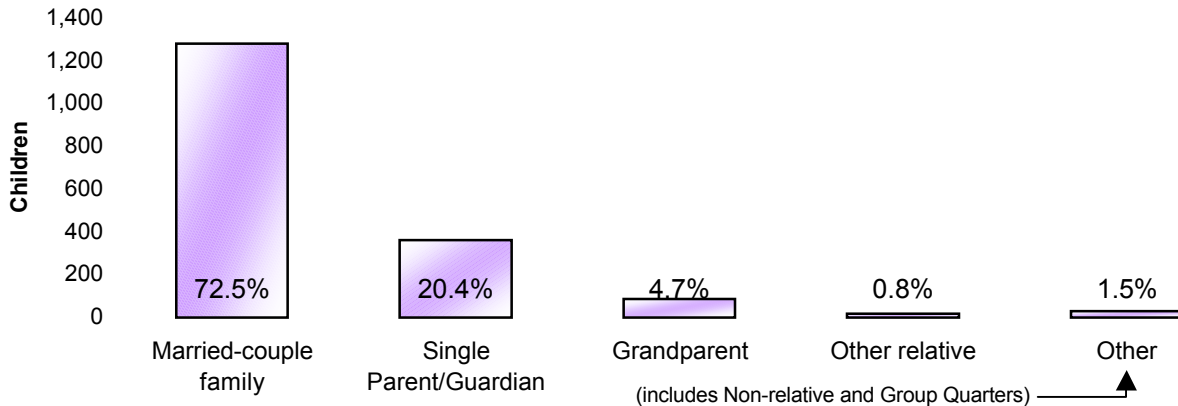
Total Children - Under Age 18 (in Parish Boundaries)

In Households

	#	Pct.
Total Children - Under Age 18 (in Parish Boundaries)	1,766	100.0%
<i>In Households</i>	1,757	99.5%
Householder or spouse is under 18	3	0.2%
With Related:		
Married-couple family	1,281	72.5%
Male householder, no wife present	56	3.2%
Female householder, no husband present	305	17.3%
Grandparent householder	83	4.7%
Other related householder	15	0.8%
With Nonrelatives	14	0.8%

In Group Quarters

Institutionalized population	9	0.5%
Noninstitutionalized population	0	0.0%



Where do Adults - Age 65 and older - Live?

Total Adults - Age 65 and older (in Parish Boundaries)

In Households

	#	Pct.
Total Adults - Age 65 and older (in Parish Boundaries)	1,623	100.0%
<i>In Households</i>	1,590	98.0%
Family Households:		
Is Householder or Spouse	881	54.3%
With Householder Child	53	3.3%
With Other Relative householder	60	3.7%
With Non-Related Householder	10	0.6%
In Nonfamily households:		
Male Living Alone	98	6.0%
Female Living Alone	456	28.1%
Other	32	2.0%

In group quarters:

Institutionalized population	33	2.0%
Noninstitutionalized population	0	0.0%

2000 U.S. Census Data - Report 4c


Cluster: 70
Vicariate: Montgomery

FS#: 2020

Parish: **St. Colman**

What do we know about Catholic Households?	Population		Households	
	#	Pct.	#	Pct.
Registered Catholic (Total)	1,840	100.0%	802	100.0%
Single Person Households	250	13.6%	250	31.2%
Religiously Mixed Households			68	8.5%
Contributing Households			625	77.9%

Household Charts:

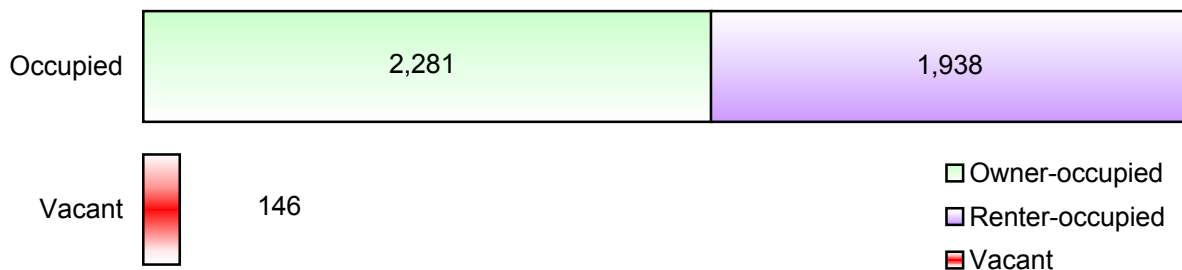


Base: Total Registered Catholic Households

How many housing units are in the parish?

Housing Units

	#	Pct. of Total
Total Housing Units	4,365	100.0%
Occupied	4,219	96.7%
Owner-occupied	2,281	52.3%
Renter-occupied	1,938	44.4%
Vacant	146	3.3%



- Notes:
- (a) Sources: U.S. Census Bureau; 2000 Census of Population and Housing, Summary File 1; (August 2001), 2000 Annual Pastoral Report, completed by pastors for the Chancery Office.
 - (b) Data are calculated by assignment and aggregation of census block/tract to reported geography.
 - (c) Percentages may not total to 100% due to rounding.
 - (d) Average Household and Average Family Size computed as means.

2000 U.S. Census Reports 4a, 4b, and 4c

The U.S. Census Bureau collects data on the people of the United States every 10 years. The 2000 U.S. Census Reports are produced by the Office for Research and Planning of the Archdiocese of Philadelphia for use by pastors. A complete glossary of U.S. Census terminology may be found at: <http://www.census.gov/main/www/glossary.html>. Listed below are definitions to help you understand U.S. Census Reports 4a, 4b, and 4c.

Important Definitions from the U.S. Census:

The census reports two main kinds of housing: households and group quarters:

A **household** is a house, apartment, mobile home or trailer, or a single/group of rooms occupied as separate living quarters.

A **family** includes a householder (the person in whose name the home is owned or rented) and one or more people living in the same household who are related to the householder by birth, marriage, or adoption.

Non-family households are comprised of a householder living alone or with non-relatives only.

In most cases, the **householder** is the person (or one of the people) in whose name the home is owned or rented and/or is listed as Person 1 on the census questionnaire.

A household which contains **unmarried partners** (a householder and his or her partner who are not legally married or participating in a common law marriage) can be either a family or a non-family household. If related persons (e.g. children) live there also, this would be a family household.

Institutional Group Quarters contain people under the care or supervision of trained staff, and classified as "patients" or "inmates" in juvenile and correctional institutions, nursing homes and hospitals for chronically ill.

Non-Institutional Group Quarters contain people living in group quarters other than institutions including college dormitories, religious/other group homes, missions and shelters.

A **Housing Unit** is a house, apartment, mobile home or trailer, group of rooms, or a single room occupied as separate living quarters in which occupants live separately from other individuals in the building.

The following terms are used by the Chancery and the Research and Planning Office when collecting data in the Annual Pastoral Report:

A **Religiously Mixed Household** is a registered household in which at least one member is not Catholic.

A **Contributing Household** is a registered household that regularly uses Church envelopes or is a known financial contributor.