

2000 U.S. Census Data - Report 4a

Cluster: 73
 Vicariate: Montgomery
 Parish:

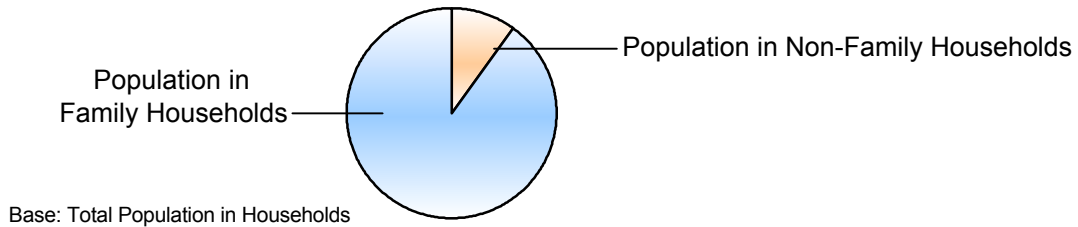
FS# : 2025

Queen of Peace

	Population		Households	
	#	Pct.	#	Pct.
Total (in Parish Boundaries)	9,390	100.0%	3,333	100.0%

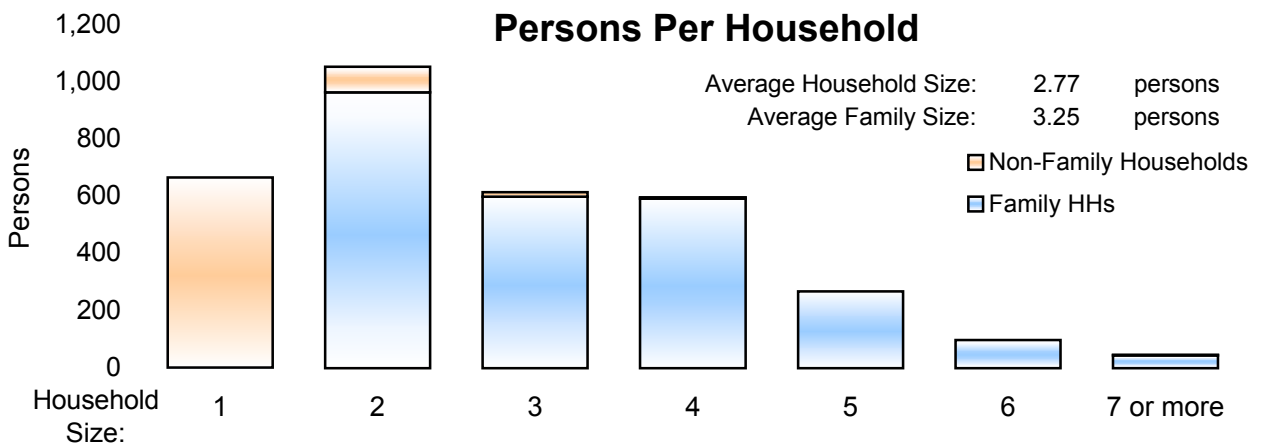
Where do people live?

	Population #	Population Pct.	Households #	Households Pct.
In Households	9,237	98.4%	3,333	100.0%
Family Households	8,323	88.6%	2,558	76.7%
Married Couple Family			2,080	62.4%
Male Householder, no wife present			115	3.5%
Female Householder, no husband present			363	10.9%



	Population		Households	
	#	Pct.	#	Pct.
Non-Family Households	914	9.7%	775	23.3%
Single Person Households (total)	665	7.1%	665	20.0%
Single Person Households Over 65 Years	302	3.2%	302	9.1%
Other Non Family Households (total)	249	2.7%	110	3.3%

Households with: Same-Sex Unmarried Partners	[In Family or Non-Family Households]	16	0.5%
Households with: Opposite-Sex Unmarried Partners		84	2.5%



	Population #	Population Pct.
In Group Quarters (Total)	153	1.6%
Institutional Population	135	1.4%
Noninstitutionalized Population	18	0.2%

2000 U.S. Census Data - Report 4b

Cluster: 73
Vicariate: Montgomery

FS#: 2025

Parish: **Queen of Peace**

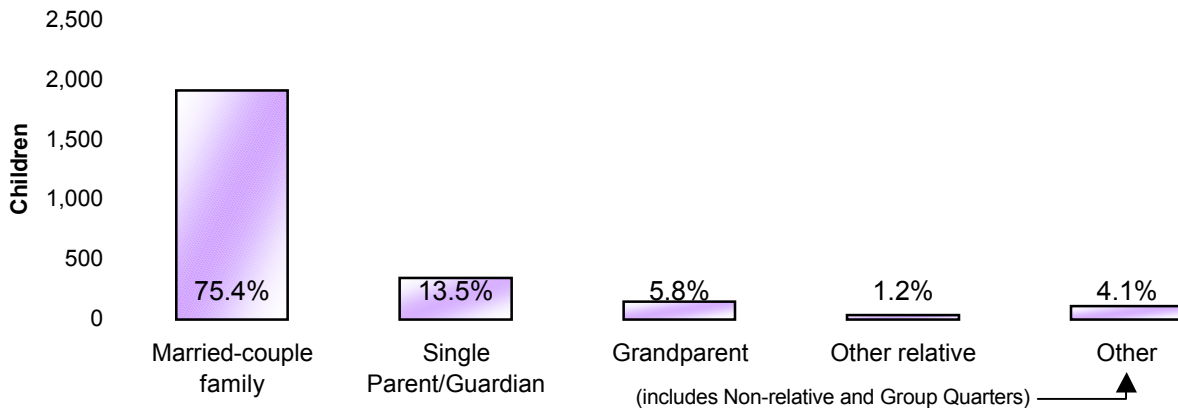
Population

Where do Children - Under Age 18 - Live?

Total Children - Under Age 18 (in Parish Boundaries)

In Households

	#	Pct.
Total Children - Under Age 18 (in Parish Boundaries)	2,536	100.0%
<i>In Households</i>	2,452	96.7%
Householder or spouse is under 18	1	0.0%
With Related:		
Married-couple family	1,911	75.4%
Male householder, no wife present	62	2.4%
Female householder, no husband present	280	11.0%
Grandparent householder	147	5.8%
Other related householder	31	1.2%
With Nonrelatives	20	0.8%
<i>In Group Quarters</i>	84	3.3%
Institutionalized population	79	3.1%
Noninstitutionalized population	5	0.2%



Where do Adults - Age 65 and older - Live?

Total Adults - Age 65 and older (in Parish Boundaries)

In Households

	#	Pct.
Total Adults - Age 65 and older (in Parish Boundaries)	1,473	100.0%
<i>In Households</i>	1,416	96.1%
Family Households:		
Is Householder or Spouse	987	67.0%
With Householder Child	56	3.8%
With Other Relative householder	59	4.0%
With Non-Related Householder	0	0.0%
In Nonfamily households:		
Male Living Alone	80	5.4%
Female Living Alone	222	15.1%
Other	12	0.8%
<i>In group quarters:</i>	57	3.9%
Institutionalized population	50	3.4%
Noninstitutionalized population	7	0.5%

2000 U.S. Census Data - Report 4c

Cluster: 73
Vicariate: Montgomery

FS#: 2025

Parish:

Queen of Peace

What do we know about Catholic Households?	Population		Households	
	#	Pct.	#	Pct.
Registered Catholic (Total)	4,962	100.0%	1,540	100.0%
Single Person Households	165	3.3%	165	10.7%
Religiously Mixed Households			240	15.6%
Contributing Households			600	39.0%

Household Charts:




Base: Total Registered Catholic Households

How many housing units are in the parish?

Housing Units

	#	Pct. of Total
Total Housing Units	3,390	100.0%
Occupied	3,333	98.3%
Owner-occupied	2,986	88.1%
Renter-occupied	347	10.2%
Vacant	57	1.7%



- Notes:
- (a) Sources: U.S. Census Bureau; 2000 Census of Population and Housing, Summary File 1; (August 2001), 2000 Annual Pastoral Report, completed by pastors for the Chancery Office.
 - (b) Data are calculated by assignment and aggregation of census block/tract to reported geography.
 - (c) Percentages may not total to 100% due to rounding.
 - (d) Average Household and Average Family Size computed as means.

2000 U.S. Census Reports 4a, 4b, and 4c

The U.S. Census Bureau collects data on the people of the United States every 10 years. The 2000 U.S. Census Reports are produced by the Office for Research and Planning of the Archdiocese of Philadelphia for use by pastors. A complete glossary of U.S. Census terminology may be found at: <http://www.census.gov/main/www/glossary.html>. Listed below are definitions to help you understand U.S. Census Reports 4a, 4b, and 4c.

Important Definitions from the U.S. Census:

The census reports two main kinds of housing: households and group quarters:

A **household** is a house, apartment, mobile home or trailer, or a single/group of rooms occupied as separate living quarters.

A **family** includes a householder (the person in whose name the home is owned or rented) and one or more people living in the same household who are related to the householder by birth, marriage, or adoption.

Non-family households are comprised of a householder living alone or with non-relatives only.

In most cases, the **householder** is the person (or one of the people) in whose name the home is owned or rented and/or is listed as Person 1 on the census questionnaire.

A household which contains **unmarried partners** (a householder and his or her partner who are not legally married or participating in a common law marriage) can be either a family or a non-family household. If related persons (e.g. children) live there also, this would be a family household.

Institutional Group Quarters contain people under the care or supervision of trained staff, and classified as "patients" or "inmates" in juvenile and correctional institutions, nursing homes and hospitals for chronically ill.

Non-Institutional Group Quarters contain people living in group quarters other than institutions including college dormitories, religious/other group homes, missions and shelters.

A **Housing Unit** is a house, apartment, mobile home or trailer, group of rooms, or a single room occupied as separate living quarters in which occupants live separately from other individuals in the building.

The following terms are used by the Chancery and the Research and Planning Office when collecting data in the Annual Pastoral Report:

A **Religiously Mixed Household** is a registered household in which at least one member is not Catholic.

A **Contributing Household** is a registered household that regularly uses Church envelopes or is a known financial contributor.