

2000 U.S. Census Data - Report 4a

Cluster: 66
Vicariate: Delaware

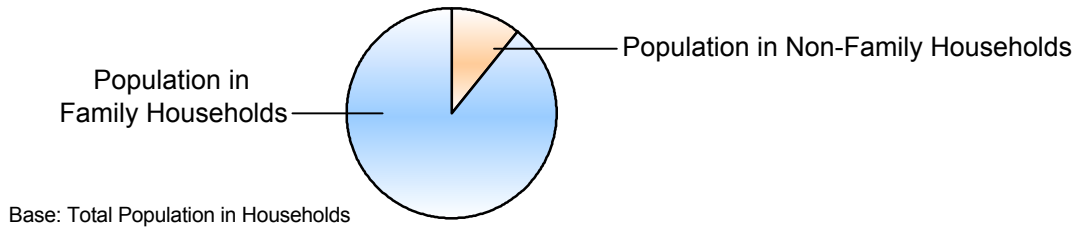
FS# : 2030

Parish: **St. Joseph**

	Population		Households	
	#	Pct.	#	Pct.
Total (in Parish Boundaries)	13,395	100.0%	4,735	100.0%

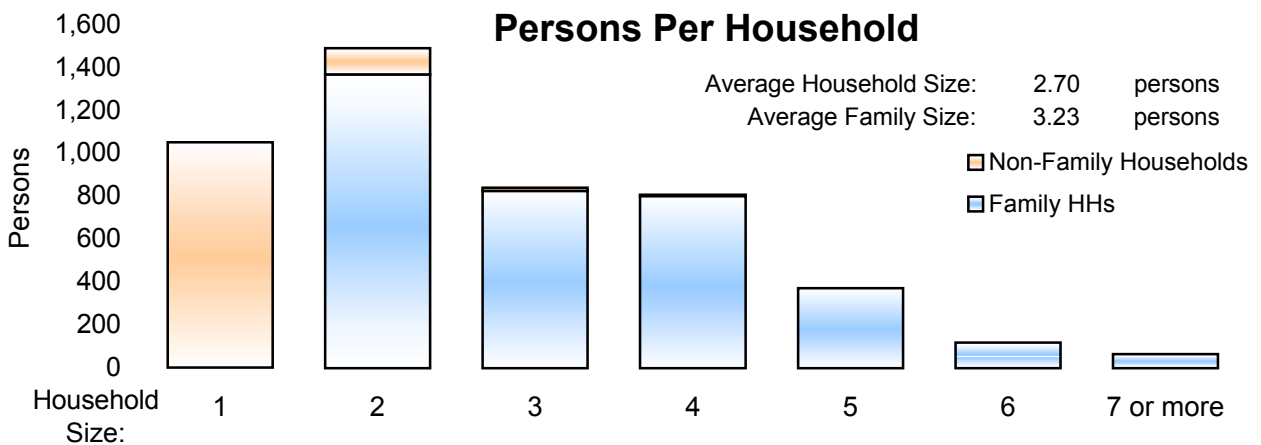
Where do people live?

	Population #	Population Pct.	Households #	Households Pct.
In Households	12,801	95.6%	4,735	100.0%
Family Households	11,418	85.2%	3,537	74.7%
Married Couple Family			2,927	61.8%
Male Householder, no wife present			171	3.6%
Female Householder, no husband present			439	9.3%



	Population #	Population Pct.	Households #	Households Pct.
Non-Family Households	1,383	10.3%	1,198	25.3%
Single Person Households (total)	1,051	7.8%	1,051	22.2%
Single Person Households Over 65 Years	557	4.2%	557	11.8%
Other Non Family Households (total)	332	2.5%	147	3.1%

Households with: Same-Sex Unmarried Partners	In Family or Non-Family Households	16	0.3%
Households with: Opposite-Sex Unmarried Partners	In Family or Non-Family Households	150	3.2%



	Population #	Population Pct.
In Group Quarters (Total)	594	4.4%
Institutional Population	0	0.0%
Noninstitutionalized Population	594	4.4%

2000 U.S. Census Data - Report 4b

Cluster: 66
Vicariate: Delaware

FS#: 2030

Parish: **St. Joseph**

Population

Where do Children - Under Age 18 - Live?

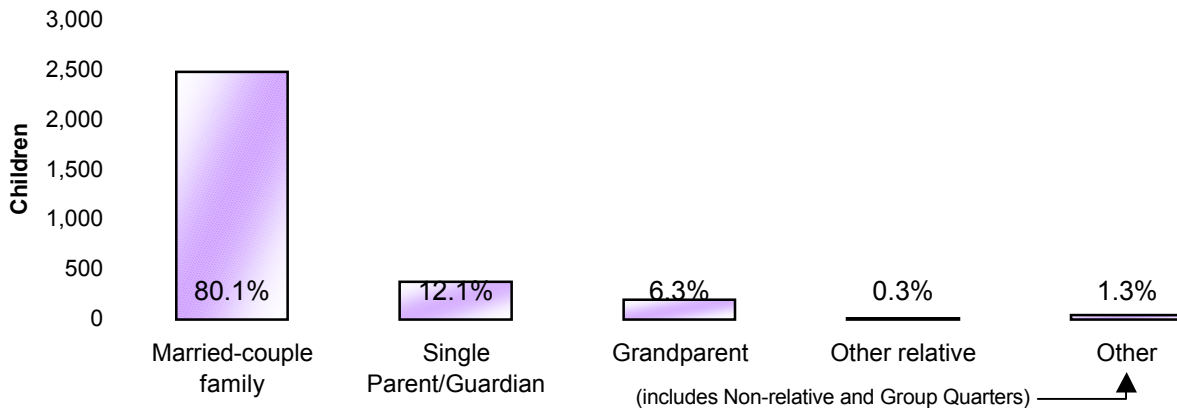
Total Children - Under Age 18 (in Parish Boundaries)

In Households

	#	Pct.
Total Children - Under Age 18 (in Parish Boundaries)	3,097	100.0%
In Households	3,092	99.8%
Householder or spouse is under 18	1	0.0%
With Related:		
Married-couple family	2,480	80.1%
Male householder, no wife present	107	3.5%
Female householder, no husband present	268	8.7%
Grandparent householder	194	6.3%
Other related householder	9	0.3%
With Nonrelatives	33	1.1%

In Group Quarters

Institutionalized population	5	0.2%
Noninstitutionalized population	0	0.0%



Where do Adults - Age 65 and older - Live?

Total Adults - Age 65 and older (in Parish Boundaries)

In Households

	#	Pct.
Total Adults - Age 65 and older (in Parish Boundaries)	2,089	100.0%
In Households	1,963	94.0%
Family Households:		
Is Householder or Spouse	1,182	56.6%
With Householder Child	102	4.9%
With Other Relative householder	97	4.6%
With Non-Related Householder	5	0.2%
In Nonfamily households:		
Male Living Alone	157	7.5%
Female Living Alone	400	19.1%
Other	20	1.0%

In group quarters:

Institutionalized population	126	6.0%
Noninstitutionalized population	0	0.0%

2000 U.S. Census Data - Report 4c

Cluster: 66
Vicariate: Delaware

FS#: 2030

Parish: **St. Joseph**

What do we know about Catholic Households?	Population		Households	
	#	Pct.	#	Pct.
Registered Catholic (Total)	6,975	100.0%	2,060	100.0%
Single Person Households	90	1.3%	90	4.4%
Religiously Mixed Households			85	4.1%
Contributing Households			1,150	55.8%

Household Charts:




Base: Total Registered Catholic Households

How many housing units are in the parish?

Housing Units

	#	Pct. of Total
Total Housing Units	4,856	100.0%
Occupied	4,735	97.5%
Owner-occupied	4,207	86.6%
Renter-occupied	528	10.9%
Vacant	121	2.5%



- Notes:
- (a) Sources: U.S. Census Bureau; 2000 Census of Population and Housing, Summary File 1; (August 2001), 2000 Annual Pastoral Report, completed by pastors for the Chancery Office.
 - (b) Data are calculated by assignment and aggregation of census block/tract to reported geography.
 - (c) Percentages may not total to 100% due to rounding.
 - (d) Average Household and Average Family Size computed as means.

2000 U.S. Census Reports 4a, 4b, and 4c

The U.S. Census Bureau collects data on the people of the United States every 10 years. The 2000 U.S. Census Reports are produced by the Office for Research and Planning of the Archdiocese of Philadelphia for use by pastors. A complete glossary of U.S. Census terminology may be found at: <http://www.census.gov/main/www/glossary.html>. Listed below are definitions to help you understand U.S. Census Reports 4a, 4b, and 4c.

Important Definitions from the U.S. Census:

The census reports two main kinds of housing: households and group quarters:

A **household** is a house, apartment, mobile home or trailer, or a single/group of rooms occupied as separate living quarters.

A **family** includes a householder (the person in whose name the home is owned or rented) and one or more people living in the same household who are related to the householder by birth, marriage, or adoption.

Non-family households are comprised of a householder living alone or with non-relatives only.

In most cases, the **householder** is the person (or one of the people) in whose name the home is owned or rented and/or is listed as Person 1 on the census questionnaire.

A household which contains **unmarried partners** (a householder and his or her partner who are not legally married or participating in a common law marriage) can be either a family or a non-family household. If related persons (e.g. children) live there also, this would be a family household.

Institutional Group Quarters contain people under the care or supervision of trained staff, and classified as "patients" or "inmates" in juvenile and correctional institutions, nursing homes and hospitals for chronically ill.

Non-Institutional Group Quarters contain people living in group quarters other than institutions including college dormitories, religious/other group homes, missions and shelters.

A **Housing Unit** is a house, apartment, mobile home or trailer, group of rooms, or a single room occupied as separate living quarters in which occupants live separately from other individuals in the building.

The following terms are used by the Chancery and the Research and Planning Office when collecting data in the Annual Pastoral Report:

A **Religiously Mixed Household** is a registered household in which at least one member is not Catholic.

A **Contributing Household** is a registered household that regularly uses Church envelopes or is a known financial contributor.