

2000 U.S. Census Data - Report 4a

Cluster: 61
Vicariate: Delaware

FS#: 2110

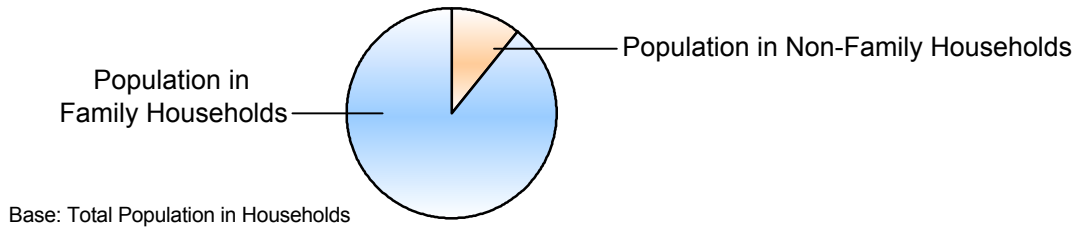
Parish: **St. John Neumann**

	Population		Households	
	#	Pct.	#	Pct.
Total (in Parish Boundaries)	7,715	100.0%	2,842	100.0%

Where do people live?

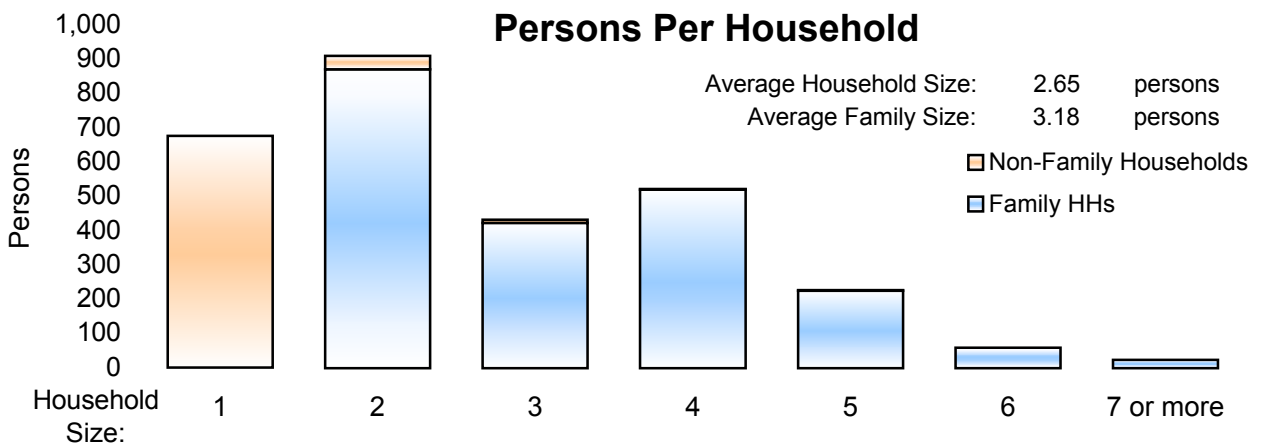
In Households	7,535	97.7%	2,842	100.0%
----------------------	--------------	--------------	--------------	---------------

Family Households		#	Pct.	#	Pct.
Married Couple Family				1,916	67.4%
Male Householder, no wife present				38	1.3%
Female Householder, no husband present				159	5.6%



	Population		Households	
	#	Pct.	#	Pct.
Non-Family Households	812	10.5%	729	25.7%
Single Person Households (total)	675	8.7%	675	23.8%
Single Person Households Over 65 Years	538	7.0%	538	18.9%
Other Non Family Households (total)	137	1.8%	54	1.9%

Households with: Same-Sex Unmarried Partners	[In Family or Non-Family Households]	14	0.5%
Households with: Opposite-Sex Unmarried Partners		36	1.3%



	Population	
	#	Pct.
In Group Quarters (Total)	180	2.3%
Institutional Population	127	1.6%
Noninstitutionalized Population	53	0.7%

2000 U.S. Census Data - Report 4b

Cluster: 61
Vicariate: Delaware

FS#: 2110

Parish: **St. John Neumann**

Population

Where do Children - Under Age 18 - Live?

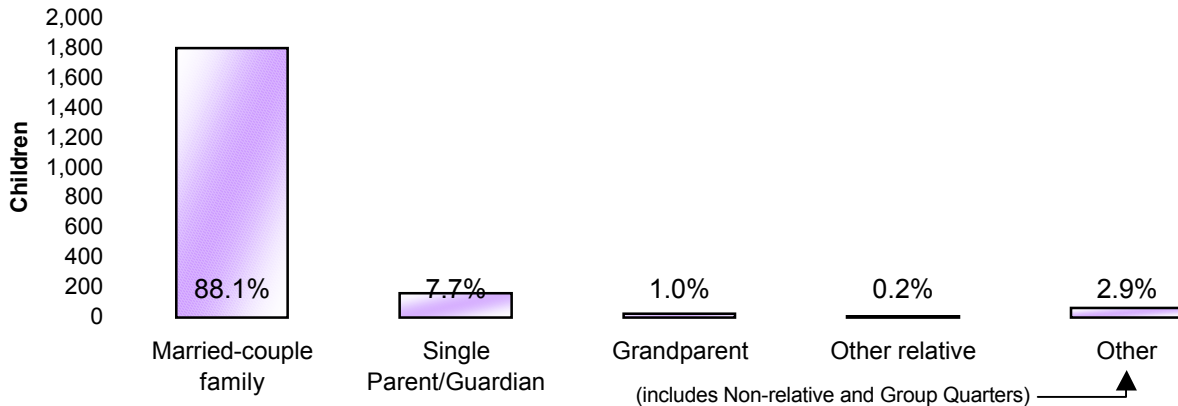
Total Children - Under Age 18 (in Parish Boundaries)

In Households

	#	Pct.
Total Children - Under Age 18 (in Parish Boundaries)	2,041	100.0%
<i>In Households</i>	1,989	97.5%
Householder or spouse is under 18	0	0.0%
With Related:		
Married-couple family	1,798	88.1%
Male householder, no wife present	27	1.3%
Female householder, no husband present	131	6.4%
Grandparent householder	21	1.0%
Other related householder	5	0.2%
With Nonrelatives	7	0.3%

In Group Quarters

<i>In Group Quarters</i>	52	2.5%
Institutionalized population	52	2.5%
Noninstitutionalized population	0	0.0%



Where do Adults - Age 65 and older - Live?

Total Adults - Age 65 and older (in Parish Boundaries)

In Households

	#	Pct.
Total Adults - Age 65 and older (in Parish Boundaries)	1,692	100.0%
<i>In Households</i>	1,609	95.1%
Family Households:		
Is Householder or Spouse	941	55.6%
With Householder Child	48	2.8%
With Other Relative householder	43	2.5%
With Non-Related Householder	0	0.0%
In Nonfamily households:		
Male Living Alone	119	7.0%
Female Living Alone	419	24.8%
Other	39	2.3%

In group quarters:

<i>In group quarters:</i>	83	4.9%
Institutionalized population	71	4.2%
Noninstitutionalized population	12	0.7%

2000 U.S. Census Data - Report 4c

Cluster: 61
Vicariate: Delaware

FS#: 2110

Parish:

St. John Neumann

What do we know about Catholic Households?	Population		Households	
	#	Pct.	#	Pct.
Registered Catholic (Total)	3,901	100.0%	1,275	100.0%
Single Person Households	125	3.2%	125	9.8%
Religiously Mixed Households			166	13.0%
Contributing Households			956	75.0%

Household Charts:




Base: Total Registered Catholic Households

How many housing units are in the parish?

Housing Units

	#	Pct. of Total
Total Housing Units	2,901	100.0%
Occupied	2,842	98.0%
Owner-occupied	2,381	82.1%
Renter-occupied	461	15.9%
Vacant	59	2.0%



Notes: (a) Sources: U.S. Census Bureau; 2000 Census of Population and Housing, Summary File 1; (August 2001), 2000 Annual Pastoral Report, completed by pastors for the Chancery Office.
(b) Data are calculated by assignment and aggregation of census block/tract to reported geography.
(c) Percentages may not total to 100% due to rounding.
(d) Average Household and Average Family Size computed as means.

2000 U.S. Census Reports 4a, 4b, and 4c

The U.S. Census Bureau collects data on the people of the United States every 10 years. The 2000 U.S. Census Reports are produced by the Office for Research and Planning of the Archdiocese of Philadelphia for use by pastors. A complete glossary of U.S. Census terminology may be found at: <http://www.census.gov/main/www/glossary.html>. Listed below are definitions to help you understand U.S. Census Reports 4a, 4b, and 4c.

Important Definitions from the U.S. Census:

The census reports two main kinds of housing: households and group quarters:

A **household** is a house, apartment, mobile home or trailer, or a single/group of rooms occupied as separate living quarters.

A **family** includes a householder (the person in whose name the home is owned or rented) and one or more people living in the same household who are related to the householder by birth, marriage, or adoption.

Non-family households are comprised of a householder living alone or with non-relatives only.

In most cases, the **householder** is the person (or one of the people) in whose name the home is owned or rented and/or is listed as Person 1 on the census questionnaire.

A household which contains **unmarried partners** (a householder and his or her partner who are not legally married or participating in a common law marriage) can be either a family or a non-family household. If related persons (e.g. children) live there also, this would be a family household.

Institutional Group Quarters contain people under the care or supervision of trained staff, and classified as "patients" or "inmates" in juvenile and correctional institutions, nursing homes and hospitals for chronically ill.

Non-Institutional Group Quarters contain people living in group quarters other than institutions including college dormitories, religious/other group homes, missions and shelters.

A **Housing Unit** is a house, apartment, mobile home or trailer, group of rooms, or a single room occupied as separate living quarters in which occupants live separately from other individuals in the building.

The following terms are used by the Chancery and the Research and Planning Office when collecting data in the Annual Pastoral Report:

A **Religiously Mixed Household** is a registered household in which at least one member is not Catholic.

A **Contributing Household** is a registered household that regularly uses Church envelopes or is a known financial contributor.