

2000 U.S. Census Data - Report 4a

Cluster: 29
Vicariate: Bucks

FS# : 2130

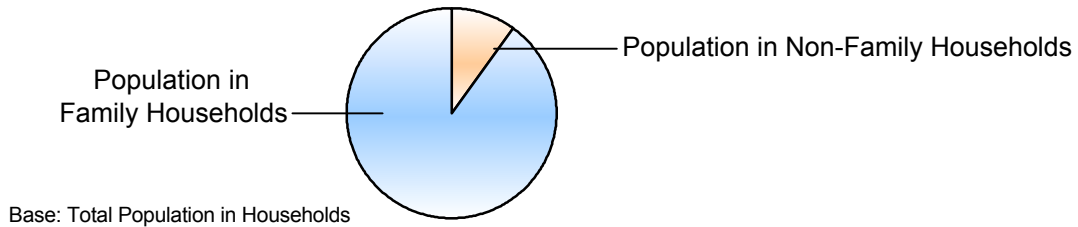
Parish:

St. Jude

	Population		Households	
	#	Pct.	#	Pct.
Total (in Parish Boundaries)	20,020	100.0%	6,925	100.0%

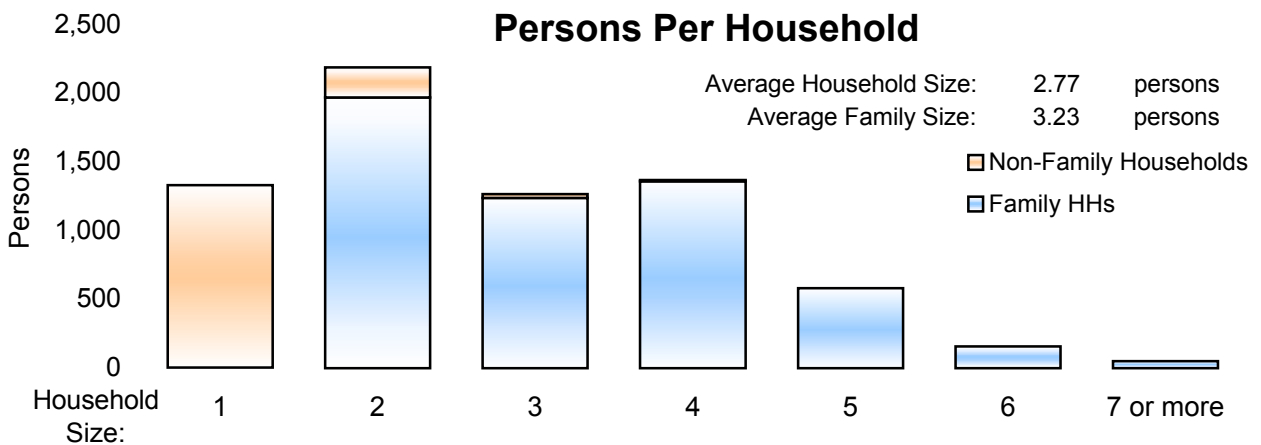
Where do people live?

	Population #	Population Pct.	Households #	Households Pct.
In Households	19,149	95.6%	6,925	100.0%
Family Households	17,250	86.2%	5,339	77.1%
Married Couple Family			4,766	68.8%
Male Householder, no wife present			131	1.9%
Female Householder, no husband present			442	6.4%



	Population #	Population Pct.	Households #	Households Pct.
Non-Family Households	1,899	9.5%	1,586	22.9%
Single Person Households (total)	1,327	6.6%	1,327	19.2%
Single Person Households Over 65 Years	548	2.7%	548	7.9%
Other Non Family Households (total)	572	2.9%	259	3.7%

Households with: Same-Sex Unmarried Partners	In Family or Non-Family Households	36	0.5%
Households with: Opposite-Sex Unmarried Partners	In Family or Non-Family Households	215	3.1%



	Population #	Population Pct.
In Group Quarters (Total)	871	4.4%
Institutional Population	0	0.0%
Noninstitutionalized Population	871	4.4%

2000 U.S. Census Data - Report 4b

Cluster: 29
Vicariate: Bucks

FS#: 2130

Parish: **St. Jude**

Population

Where do Children - Under Age 18 - Live?

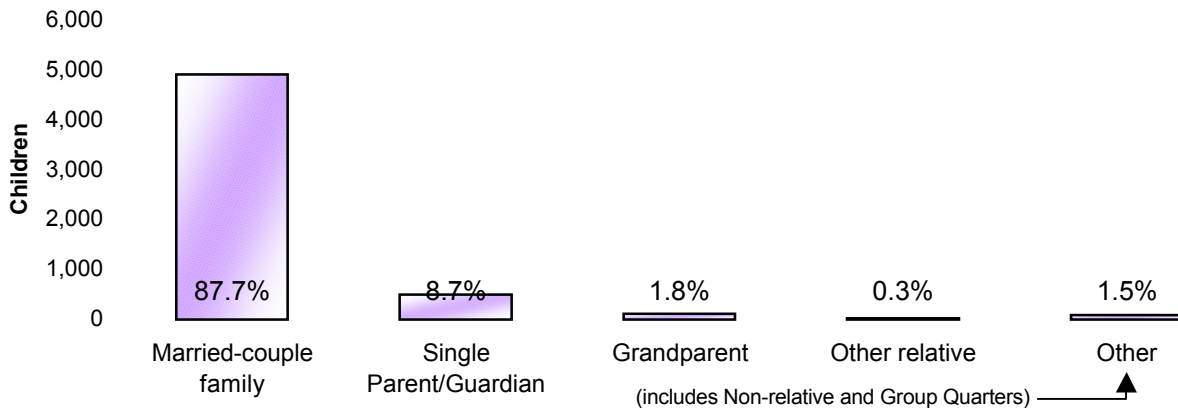
Total Children - Under Age 18 (in Parish Boundaries)

In Households

	#	Pct.
Total Children - Under Age 18 (in Parish Boundaries)	5,595	100.0%
In Households	5,564	99.4%
Householder or spouse is under 18	0	0.0%
With Related:		
Married-couple family	4,909	87.7%
Male householder, no wife present	114	2.0%
Female householder, no husband present	370	6.6%
Grandparent householder	100	1.8%
Other related householder	19	0.3%
With Nonrelatives	52	0.9%

In Group Quarters

Institutionalized population	0	0.0%
Noninstitutionalized population	31	0.6%



Where do Adults - Age 65 and older - Live?

Total Adults - Age 65 and older (in Parish Boundaries)

In Households

	#	Pct.
Total Adults - Age 65 and older (in Parish Boundaries)	2,111	100.0%
In Households	2,100	99.5%
Family Households:		
Is Householder or Spouse	1,319	62.5%
With Householder Child	101	4.8%
With Other Relative householder	92	4.4%
With Non-Related Householder	4	0.2%
In Nonfamily households:		
Male Living Alone	122	5.8%
Female Living Alone	426	20.2%
Other	36	1.7%

In group quarters:

Institutionalized population	0	0.0%
Noninstitutionalized population	11	0.5%

2000 U.S. Census Data - Report 4c

Cluster: 29
Vicariate: Bucks

FS#: 2130

Parish:

St. Jude

What do we know about Catholic Households?	Population		Households	
	#	Pct.	#	Pct.
Registered Catholic (Total)	7,778	100.0%	2,311	100.0%
Single Person Households	186	2.4%	186	8.0%
Religiously Mixed Households			512	22.2%
Contributing Households			1,000	43.3%

Household Charts:




Base: Total Registered Catholic Households

How many housing units are in the parish?

Housing Units

	#	Pct. of Total
Total Housing Units	7,078	100.0%
Occupied	6,925	97.8%
Owner-occupied	6,078	85.9%
Renter-occupied	847	12.0%
Vacant	153	2.2%



Notes: (a) Sources: U.S. Census Bureau; 2000 Census of Population and Housing, Summary File 1; (August 2001), 2000 Annual Pastoral Report, completed by pastors for the Chancery Office.
(b) Data are calculated by assignment and aggregation of census block/tract to reported geography.
(c) Percentages may not total to 100% due to rounding.
(d) Average Household and Average Family Size computed as means.

2000 U.S. Census Reports 4a, 4b, and 4c

The U.S. Census Bureau collects data on the people of the United States every 10 years. The 2000 U.S. Census Reports are produced by the Office for Research and Planning of the Archdiocese of Philadelphia for use by pastors. A complete glossary of U.S. Census terminology may be found at: <http://www.census.gov/main/www/glossary.html>. Listed below are definitions to help you understand U.S. Census Reports 4a, 4b, and 4c.

Important Definitions from the U.S. Census:

The census reports two main kinds of housing: households and group quarters:

A **household** is a house, apartment, mobile home or trailer, or a single/group of rooms occupied as separate living quarters.

A **family** includes a householder (the person in whose name the home is owned or rented) and one or more people living in the same household who are related to the householder by birth, marriage, or adoption.

Non-family households are comprised of a householder living alone or with non-relatives only.

In most cases, the **householder** is the person (or one of the people) in whose name the home is owned or rented and/or is listed as Person 1 on the census questionnaire.

A household which contains **unmarried partners** (a householder and his or her partner who are not legally married or participating in a common law marriage) can be either a family or a non-family household. If related persons (e.g. children) live there also, this would be a family household.

Institutional Group Quarters contain people under the care or supervision of trained staff, and classified as "patients" or "inmates" in juvenile and correctional institutions, nursing homes and hospitals for chronically ill.

Non-Institutional Group Quarters contain people living in group quarters other than institutions including college dormitories, religious/other group homes, missions and shelters.

A **Housing Unit** is a house, apartment, mobile home or trailer, group of rooms, or a single room occupied as separate living quarters in which occupants live separately from other individuals in the building.

The following terms are used by the Chancery and the Research and Planning Office when collecting data in the Annual Pastoral Report:

A **Religiously Mixed Household** is a registered household in which at least one member is not Catholic.

A **Contributing Household** is a registered household that regularly uses Church envelopes or is a known financial contributor.