

2000 U.S. Census Data - Report 4a

Cluster: 67
Vicariate: Delaware

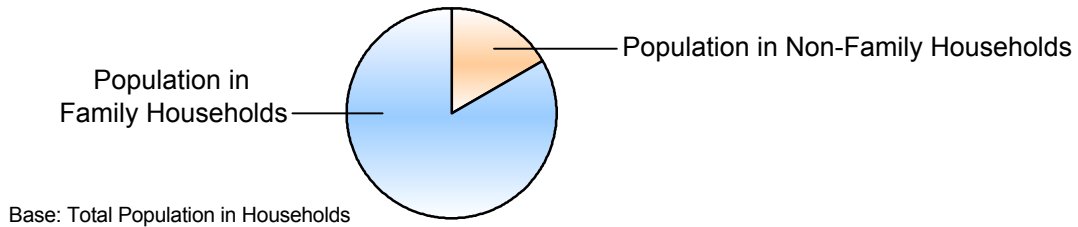
FS#: 2146

Parish: **St. Katharine Drexel**

	Population		Households	
	#	Pct.	#	Pct.
Total (in Parish Boundaries)	36,981	100.0%	12,975	100.0%

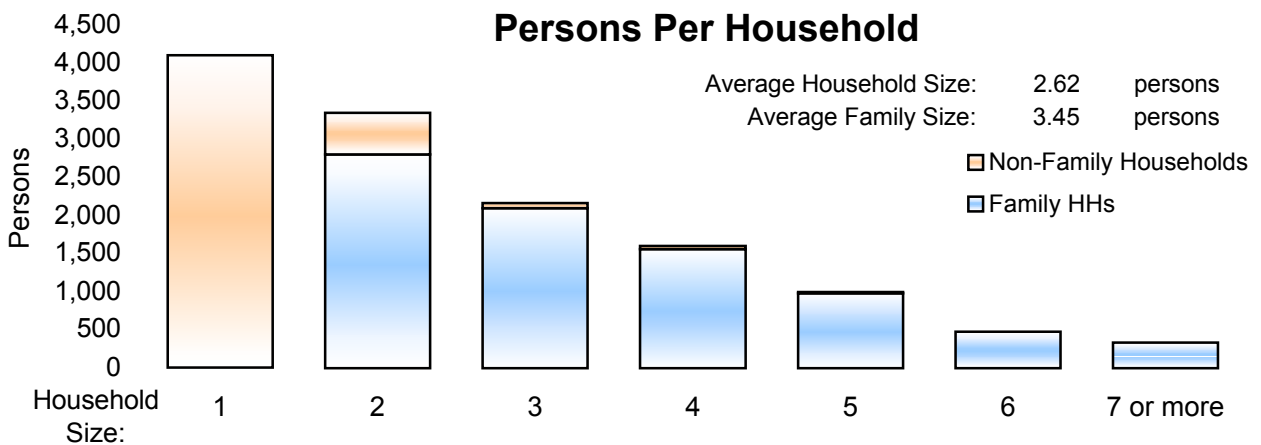
Where do people live?

	Population #	Population Pct.	Households #	Households Pct.
In Households	34,004	91.9%	12,975	100.0%
Family Households	28,333	76.6%	8,206	63.2%
Married Couple Family			3,198	24.6%
Male Householder, no wife present			830	6.4%
Female Householder, no husband present			4,178	32.2%



	Population		Households	
	#	Pct.	#	Pct.
Non-Family Households	5,671	15.3%	4,769	36.8%
Single Person Households (total)	4,094	11.1%	4,094	31.6%
Single Person Households Over 65 Years	1,481	4.0%	1,481	11.4%
Other Non Family Households (total)	1,577	4.3%	675	5.2%

Households with: Same-Sex Unmarried Partners	In Family or Non-Family Households	84	0.6%
Households with: Opposite-Sex Unmarried Partners	In Family or Non-Family Households	849	6.5%



	Population #	Population Pct.
In Group Quarters (Total)	2,977	8.1%
Institutional Population	1,364	3.7%
Noninstitutionalized Population	1,613	4.4%

2000 U.S. Census Data - Report 4b

Cluster: 67
Vicariate: Delaware

FS#: 2146

Parish: **St. Katharine Drexel**

Population

Where do Children - Under Age 18 - Live?

Total Children - Under Age 18 (in Parish Boundaries)

In Households

Householder or spouse is under 18

With Related:

Married-couple family

Male householder, no wife present

Female householder, no husband present

Grandparent householder

Other related householder

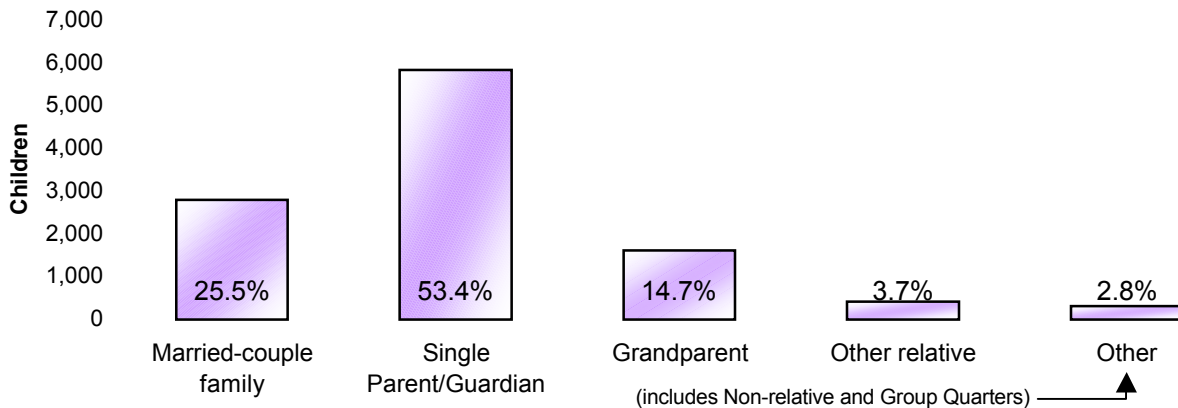
With Nonrelatives

In Group Quarters

Institutionalized population

Noninstitutionalized population

#	Pct.
10,939	100.0%
10,880	99.5%
14	0.1%
2,791	25.5%
671	6.1%
5,167	47.2%
1,609	14.7%
400	3.7%
228	2.1%
59	0.5%
0	0.0%
59	0.5%



Where do Adults - Age 65 and older - Live?

Total Adults - Age 65 and older (in Parish Boundaries)

In Households

Family Households:

Is Householder or Spouse

With Householder Child

With Other Relative householder

With Non-Related Householder

In Nonfamily households:

Male Living Alone

Female Living Alone

Other

In group quarters:

Institutionalized population

Noninstitutionalized population

#	Pct.
4,442	100.0%
4,052	91.2%
1,971	44.4%
193	4.3%
179	4.0%
41	0.9%
470	10.6%
1,011	22.8%
187	4.2%
390	8.8%
328	7.4%
62	1.4%

2000 U.S. Census Data - Report 4c

Cluster: 67
Vicariate: Delaware

FS#: 2146

Parish:

St. Katharine Drexel

What do we know about Catholic Households?	Population		Households	
	#	Pct.	#	Pct.
Registered Catholic (Total)	2,470	100.0%	1,132	100.0%
Single Person Households	367	14.9%	367	32.4%
Religiously Mixed Households			132	11.7%
Contributing Households			682	60.2%

Household Charts:

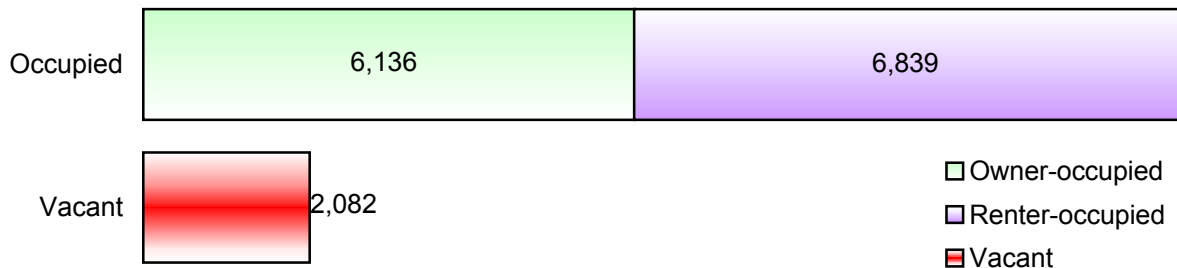


Base: Total Registered Catholic Households

How many housing units are in the parish?

Housing Units

	#	Pct. of Total
Total Housing Units	15,057	100.0%
Occupied	12,975	86.2%
Owner-occupied	6,136	40.8%
Renter-occupied	6,839	45.4%
Vacant	2,082	13.8%



- Notes:
- (a) Sources: U.S. Census Bureau; 2000 Census of Population and Housing, Summary File 1; (August 2001), 2000 Annual Pastoral Report, completed by pastors for the Chancery Office.
 - (b) Data are calculated by assignment and aggregation of census block/tract to reported geography.
 - (c) Percentages may not total to 100% due to rounding.
 - (d) Average Household and Average Family Size computed as means.

2000 U.S. Census Reports 4a, 4b, and 4c

The U.S. Census Bureau collects data on the people of the United States every 10 years. The 2000 U.S. Census Reports are produced by the Office for Research and Planning of the Archdiocese of Philadelphia for use by pastors. A complete glossary of U.S. Census terminology may be found at: <http://www.census.gov/main/www/glossary.html>. Listed below are definitions to help you understand U.S. Census Reports 4a, 4b, and 4c.

Important Definitions from the U.S. Census:

The census reports two main kinds of housing: households and group quarters:

A **household** is a house, apartment, mobile home or trailer, or a single/group of rooms occupied as separate living quarters.

A **family** includes a householder (the person in whose name the home is owned or rented) and one or more people living in the same household who are related to the householder by birth, marriage, or adoption.

Non-family households are comprised of a householder living alone or with non-relatives only.

In most cases, the **householder** is the person (or one of the people) in whose name the home is owned or rented and/or is listed as Person 1 on the census questionnaire.

A household which contains **unmarried partners** (a householder and his or her partner who are not legally married or participating in a common law marriage) can be either a family or a non-family household. If related persons (e.g. children) live there also, this would be a family household.

Institutional Group Quarters contain people under the care or supervision of trained staff, and classified as "patients" or "inmates" in juvenile and correctional institutions, nursing homes and hospitals for chronically ill.

Non-Institutional Group Quarters contain people living in group quarters other than institutions including college dormitories, religious/other group homes, missions and shelters.

A **Housing Unit** is a house, apartment, mobile home or trailer, group of rooms, or a single room occupied as separate living quarters in which occupants live separately from other individuals in the building.

The following terms are used by the Chancery and the Research and Planning Office when collecting data in the Annual Pastoral Report:

A **Religiously Mixed Household** is a registered household in which at least one member is not Catholic.

A **Contributing Household** is a registered household that regularly uses Church envelopes or is a known financial contributor.