

2000 U.S. Census Data - Report 4a

Cluster: 42
Vicariate: Chester

FS# : 2185

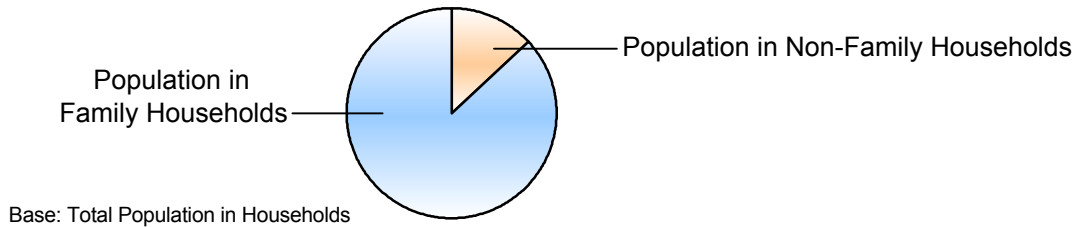
Parish:

St. Cecilia

	Population		Households	
	#	Pct.	#	Pct.
Total (in Parish Boundaries)	31,815	100.0%	11,571	100.0%

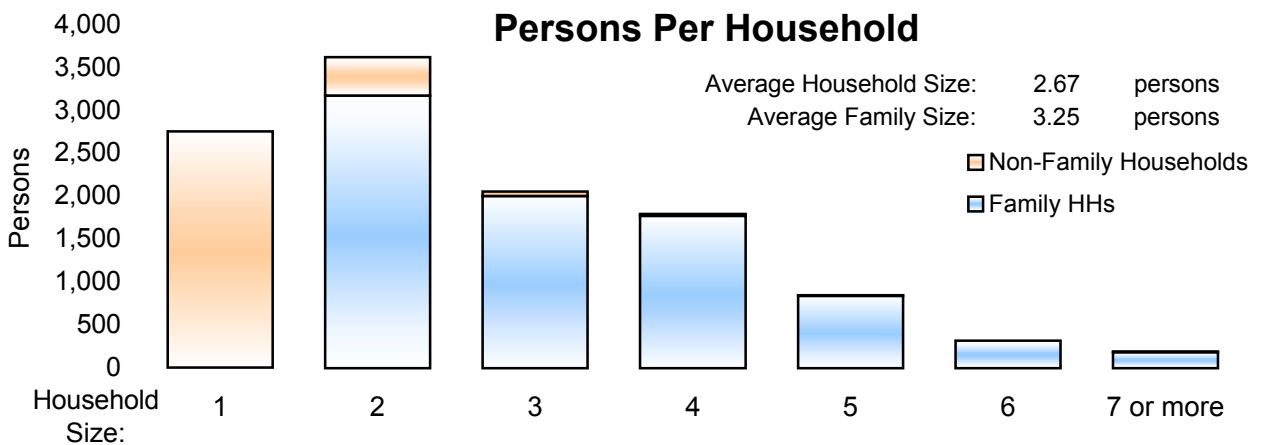
Where do people live?

	Population #	Population Pct.	Households #	Households Pct.
In Households	30,908	97.1%	11,571	100.0%
Family Households	26,863	84.4%	8,265	71.4%
Married Couple Family			5,700	49.3%
Male Householder, no wife present			597	5.2%
Female Householder, no husband present			1,968	17.0%



	Population		Households	
	#	Pct.	#	Pct.
Non-Family Households	4,045	12.7%	3,306	28.6%
Single Person Households (total)	2,754	8.7%	2,754	23.8%
Single Person Households Over 65 Years	1,139	3.6%	1,139	9.8%
Other Non Family Households (total)	1,291	4.1%	552	4.8%

Households with: Same-Sex Unmarried Partners	In Family or Non-Family Households	44	0.4%
Households with: Opposite-Sex Unmarried Partners		666	5.8%



	Population #	Population Pct.
In Group Quarters (Total)	907	2.9%
Institutional Population	685	2.2%
Noninstitutionalized Population	222	0.7%

2000 U.S. Census Data - Report 4b

Cluster: 42
Vicariate: Chester

FS#: 2185

Parish: **St. Cecilia**

Population

Where do Children - Under Age 18 - Live?

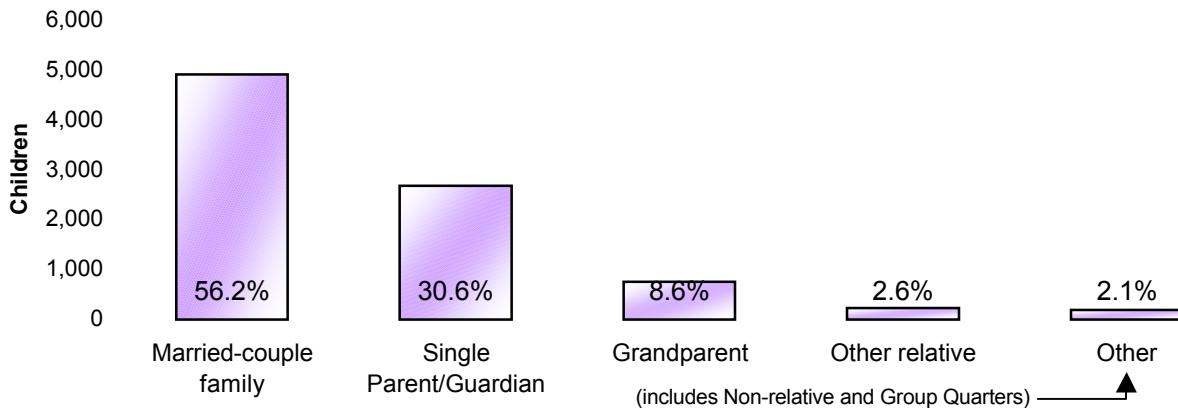
Total Children - Under Age 18 (in Parish Boundaries)

In Households

	#	Pct.
Total Children - Under Age 18 (in Parish Boundaries)	8,734	100.0%
<i>In Households</i>	8,700	99.6%
Householder or spouse is under 18	5	0.1%
With Related:		
Married-couple family	4,911	56.2%
Male householder, no wife present	497	5.7%
Female householder, no husband present	2,173	24.9%
Grandparent householder	749	8.6%
Other related householder	223	2.6%
With Nonrelatives	142	1.6%

In Group Quarters

Institutionalized population	34	0.4%
Noninstitutionalized population	20	0.2%



Where do Adults - Age 65 and older - Live?

Total Adults - Age 65 and older (in Parish Boundaries)

In Households

	#	Pct.
Total Adults - Age 65 and older (in Parish Boundaries)	4,328	100.0%
<i>In Households</i>	3,926	90.7%
Family Households:		
Is Householder or Spouse	2,302	53.2%
With Householder Child	190	4.4%
With Other Relative householder	150	3.5%
With Non-Related Householder	23	0.5%
In Nonfamily households:		
Male Living Alone	279	6.4%
Female Living Alone	860	19.9%
Other	122	2.8%

In group quarters:

Institutionalized population	402	9.3%
Noninstitutionalized population	376	8.7%
	26	0.6%

2000 U.S. Census Data - Report 4c

Cluster: 42
Vicariate: Chester

FS#: 2185

Parish:

St. Cecilia

What do we know about Catholic Households?	Population		Households	
	#	Pct.	#	Pct.
Registered Catholic (Total)	3,264	100.0%	1,325	100.0%
Single Person Households	204	6.3%	204	15.4%
Religiously Mixed Households			368	27.8%
Contributing Households			490	37.0%

Household Charts:




Base: Total Registered Catholic Households

How many housing units are in the parish?

Housing Units

	#	Pct. of Total
Total Housing Units	12,280	100.0%
Occupied	11,571	94.2%
Owner-occupied	8,054	65.6%
Renter-occupied	3,517	28.6%
Vacant	709	5.8%



- Notes:
- (a) Sources: U.S. Census Bureau; 2000 Census of Population and Housing, Summary File 1; (August 2001), 2000 Annual Pastoral Report, completed by pastors for the Chancery Office.
 - (b) Data are calculated by assignment and aggregation of census block/tract to reported geography.
 - (c) Percentages may not total to 100% due to rounding.
 - (d) Average Household and Average Family Size computed as means.

2000 U.S. Census Reports 4a, 4b, and 4c

The U.S. Census Bureau collects data on the people of the United States every 10 years. The 2000 U.S. Census Reports are produced by the Office for Research and Planning of the Archdiocese of Philadelphia for use by pastors. A complete glossary of U.S. Census terminology may be found at: <http://www.census.gov/main/www/glossary.html>. Listed below are definitions to help you understand U.S. Census Reports 4a, 4b, and 4c.

Important Definitions from the U.S. Census:

The census reports two main kinds of housing: households and group quarters:

A **household** is a house, apartment, mobile home or trailer, or a single/group of rooms occupied as separate living quarters.

A **family** includes a householder (the person in whose name the home is owned or rented) and one or more people living in the same household who are related to the householder by birth, marriage, or adoption.

Non-family households are comprised of a householder living alone or with non-relatives only.

In most cases, the **householder** is the person (or one of the people) in whose name the home is owned or rented and/or is listed as Person 1 on the census questionnaire.

A household which contains **unmarried partners** (a householder and his or her partner who are not legally married or participating in a common law marriage) can be either a family or a non-family household. If related persons (e.g. children) live there also, this would be a family household.

Institutional Group Quarters contain people under the care or supervision of trained staff, and classified as "patients" or "inmates" in juvenile and correctional institutions, nursing homes and hospitals for chronically ill.

Non-Institutional Group Quarters contain people living in group quarters other than institutions including college dormitories, religious/other group homes, missions and shelters.

A **Housing Unit** is a house, apartment, mobile home or trailer, group of rooms, or a single room occupied as separate living quarters in which occupants live separately from other individuals in the building.

The following terms are used by the Chancery and the Research and Planning Office when collecting data in the Annual Pastoral Report:

A **Religiously Mixed Household** is a registered household in which at least one member is not Catholic.

A **Contributing Household** is a registered household that regularly uses Church envelopes or is a known financial contributor.