

2000 U.S. Census Data - Report 4a

Cluster: 76
Vicariate: Montgomery

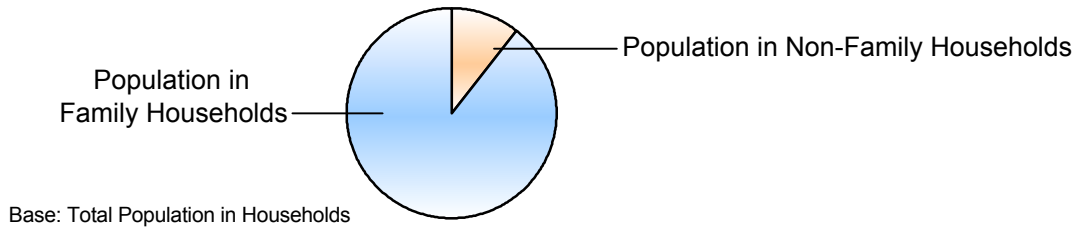
FS# : 2205

Parish: **St. Eleanor**

	Population		Households	
	#	Pct.	#	Pct.
Total (in Parish Boundaries)	29,952	100.0%	9,205	100.0%

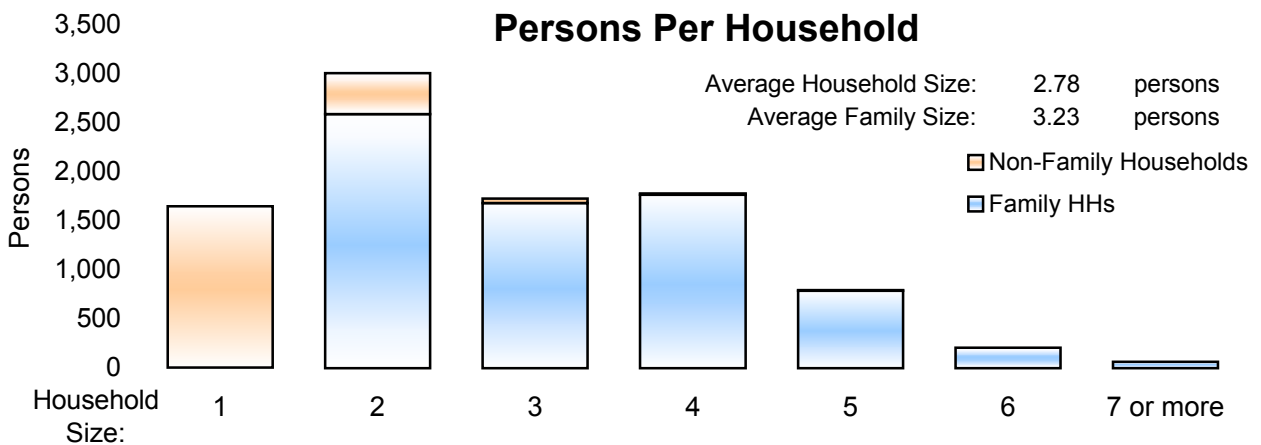
Where do people live?

	Population	Pct.	Households	Pct.
In Households	25,562	85.3%	9,205	100.0%
Family Households	22,831	76.2%	7,073	76.8%
Married Couple Family			6,234	67.7%
Male Householder, no wife present			214	2.3%
Female Householder, no husband present			625	6.8%



	Population	Pct.	Households	Pct.
Non-Family Households	2,731	9.1%	2,132	23.2%
Single Person Households (total)	1,646	5.5%	1,646	17.9%
Single Person Households Over 65 Years	365	1.2%	365	4.0%
Other Non Family Households (total)	1,085	3.6%	486	5.3%

Households with: Same-Sex Unmarried Partners	In Family or Non-Family Households	49	0.5%
Households with: Opposite-Sex Unmarried Partners	In Family or Non-Family Households	369	4.0%



	Population	Pct.
In Group Quarters (Total)	4,390	14.7%
Institutional Population	3,550	11.9%
Noninstitutionalized Population	840	2.8%

2000 U.S. Census Data - Report 4b

Cluster: 76
Vicariate: Montgomery

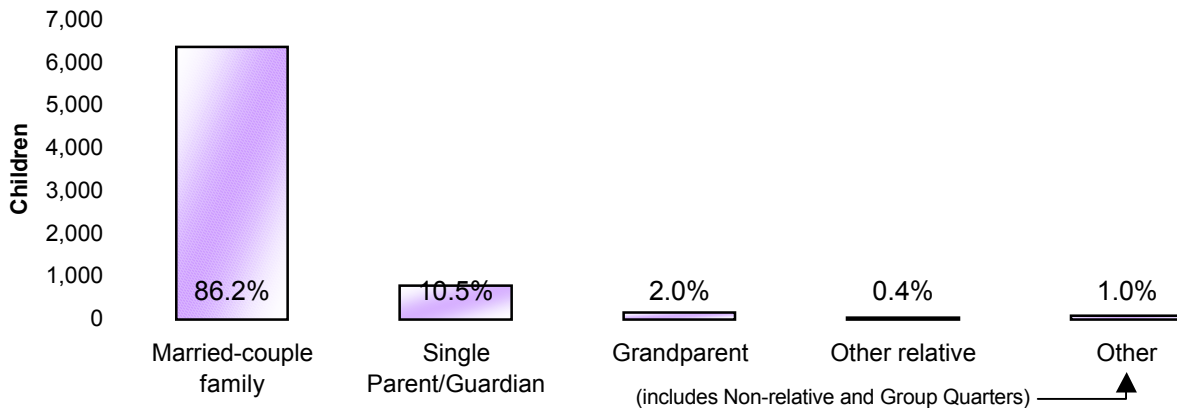
FS#: 2205

Parish: **St. Eleanor**

Population

Where do Children - Under Age 18 - Live?

	#	Pct.
Total Children - Under Age 18 (in Parish Boundaries)	7,385	100.0%
<i>In Households</i>	7,384	100.0%
Householder or spouse is under 18	1	0.0%
With Related:		
Married-couple family	6,365	86.2%
Male householder, no wife present	183	2.5%
Female householder, no husband present	592	8.0%
Grandparent householder	146	2.0%
Other related householder	26	0.4%
With Nonrelatives	71	1.0%
<i>In Group Quarters</i>	1	0.0%
Institutionalized population	1	0.0%
Noninstitutionalized population	0	0.0%



Where do Adults - Age 65 and older - Live?

	#	Pct.
Total Adults - Age 65 and older (in Parish Boundaries)	2,020	100.0%
<i>In Households</i>	1,934	95.7%
Family Households:		
Is Householder or Spouse	1,295	64.1%
With Householder Child	127	6.3%
With Other Relative householder	109	5.4%
With Non-Related Householder	7	0.3%
In Nonfamily households:		
Male Living Alone	101	5.0%
Female Living Alone	264	13.1%
Other	31	1.5%
<i>In group quarters:</i>	86	4.3%
Institutionalized population	85	4.2%
Noninstitutionalized population	1	0.0%

2000 U.S. Census Data - Report 4c

Cluster: 76
Vicariate: Montgomery

FS#: 2205

Parish:

St. Eleanor

What do we know about Catholic Households?	Population		Households	
	#	Pct.	#	Pct.
Registered Catholic (Total)	9,995	100.0%	3,051	100.0%
Single Person Households	121	1.2%	121	4.0%
Religiously Mixed Households			548	18.0%
Contributing Households			2,295	75.2%

Household Charts:




Base: Total Registered Catholic Households

How many housing units are in the parish?

Housing Units

	#	Pct. of Total
Total Housing Units	9,543	100.0%
Occupied	9,205	96.5%
Owner-occupied	7,849	82.2%
Renter-occupied	1,356	14.2%
Vacant	338	3.5%



Notes: (a) Sources: U.S. Census Bureau; 2000 Census of Population and Housing, Summary File 1; (August 2001), 2000 Annual Pastoral Report, completed by pastors for the Chancery Office.
 (b) Data are calculated by assignment and aggregation of census block/tract to reported geography.
 (c) Percentages may not total to 100% due to rounding.
 (d) Average Household and Average Family Size computed as means.

2000 U.S. Census Reports 4a, 4b, and 4c

The U.S. Census Bureau collects data on the people of the United States every 10 years. The 2000 U.S. Census Reports are produced by the Office for Research and Planning of the Archdiocese of Philadelphia for use by pastors. A complete glossary of U.S. Census terminology may be found at: <http://www.census.gov/main/www/glossary.html>. Listed below are definitions to help you understand U.S. Census Reports 4a, 4b, and 4c.

Important Definitions from the U.S. Census:

The census reports two main kinds of housing: households and group quarters:

A **household** is a house, apartment, mobile home or trailer, or a single/group of rooms occupied as separate living quarters.

A **family** includes a householder (the person in whose name the home is owned or rented) and one or more people living in the same household who are related to the householder by birth, marriage, or adoption.

Non-family households are comprised of a householder living alone or with non-relatives only.

In most cases, the **householder** is the person (or one of the people) in whose name the home is owned or rented and/or is listed as Person 1 on the census questionnaire.

A household which contains **unmarried partners** (a householder and his or her partner who are not legally married or participating in a common law marriage) can be either a family or a non-family household. If related persons (e.g. children) live there also, this would be a family household.

Institutional Group Quarters contain people under the care or supervision of trained staff, and classified as "patients" or "inmates" in juvenile and correctional institutions, nursing homes and hospitals for chronically ill.

Non-Institutional Group Quarters contain people living in group quarters other than institutions including college dormitories, religious/other group homes, missions and shelters.

A **Housing Unit** is a house, apartment, mobile home or trailer, group of rooms, or a single room occupied as separate living quarters in which occupants live separately from other individuals in the building.

The following terms are used by the Chancery and the Research and Planning Office when collecting data in the Annual Pastoral Report:

A **Religiously Mixed Household** is a registered household in which at least one member is not Catholic.

A **Contributing Household** is a registered household that regularly uses Church envelopes or is a known financial contributor.