

2000 U.S. Census Data - Report 4a

Cluster: 71
Vicariate: Montgomery

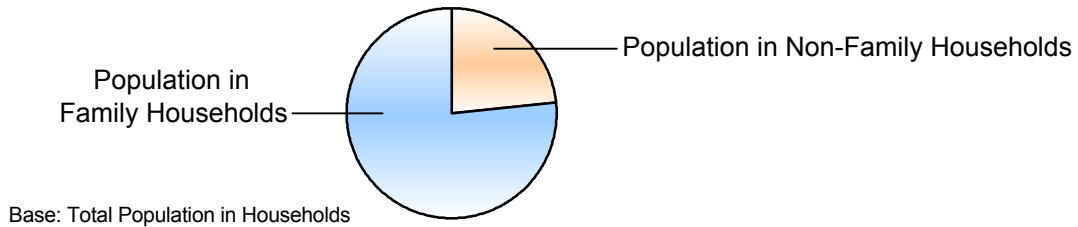
FS# : 2225

Parish: **St. Matthew**

	Population		Households	
	#	Pct.	#	Pct.
Total (in Parish Boundaries)	14,224	100.0%	6,094	100.0%

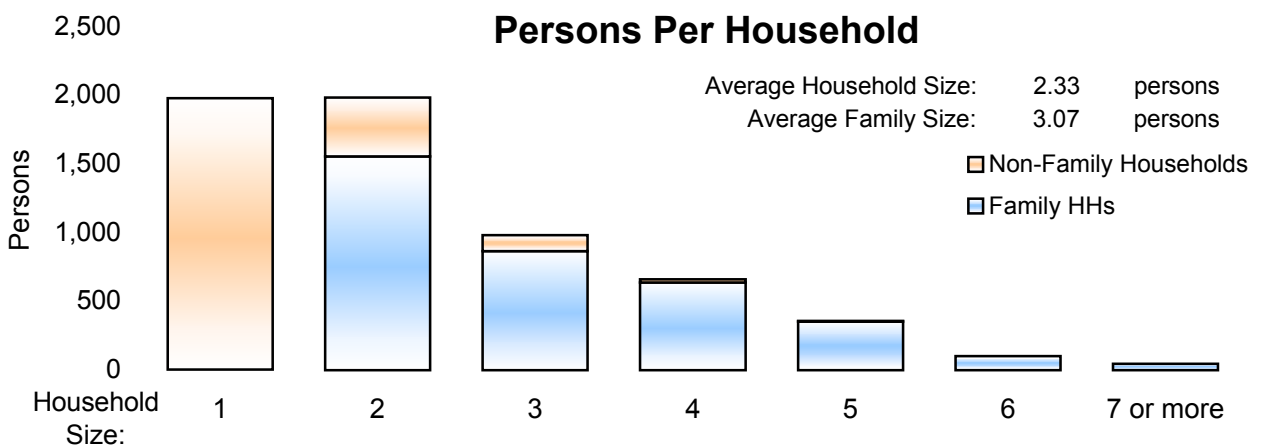
Where do people live?

	Population	Pct.	Households	Pct.
In Households	14,202	99.8%	6,094	100.0%
Family Households	10,876	76.5%	3,538	58.1%
Married Couple Family			2,576	42.3%
Male Householder, no wife present			250	4.1%
Female Householder, no husband present			712	11.7%



	Population	Pct.	Households	Pct.
Non-Family Households	3,326	23.4%	2,556	41.9%
Single Person Households (total)	1,977	13.9%	1,977	32.4%
Single Person Households Over 65 Years	681	4.8%	681	11.2%
Other Non Family Households (total)	1,349	9.5%	579	9.5%

Households with: Same-Sex Unmarried Partners	In Family or Non-Family Households	18	0.3%
Households with: Opposite-Sex Unmarried Partners	In Family or Non-Family Households	262	4.3%



	Population	Pct.
In Group Quarters (Total)	22	0.2%
Institutional Population	0	0.0%
Noninstitutionalized Population	22	0.2%

2000 U.S. Census Data - Report 4b

Cluster: 71
Vicariate: Montgomery

FS#: 2225

Parish: **St. Matthew**

Population

Where do Children - Under Age 18 - Live?

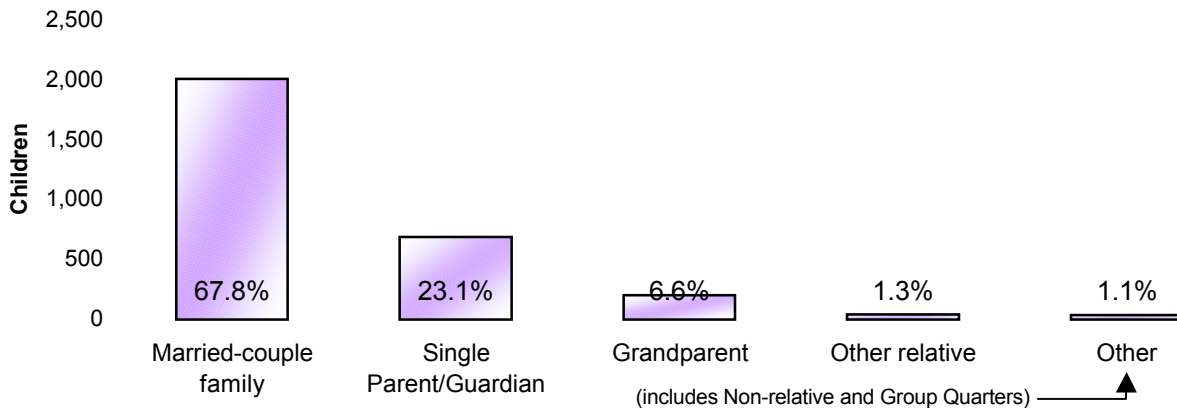
Total Children - Under Age 18 (in Parish Boundaries)

In Households

	#	Pct.
Total Children - Under Age 18 (in Parish Boundaries)	2,962	100.0%
<i>In Households</i>	2,962	100.0%
Householder or spouse is under 18	6	0.2%
With Related:		
Married-couple family	2,009	67.8%
Male householder, no wife present	137	4.6%
Female householder, no husband present	547	18.5%
Grandparent householder	196	6.6%
Other related householder	39	1.3%
With Nonrelatives	28	0.9%

In Group Quarters

Institutionalized population	0	0.0%
Noninstitutionalized population	0	0.0%



Where do Adults - Age 65 and older - Live?

Total Adults - Age 65 and older (in Parish Boundaries)

In Households

	#	Pct.
Total Adults - Age 65 and older (in Parish Boundaries)	2,125	100.0%
<i>In Households</i>	2,111	99.3%
Family Households:		
Is Householder or Spouse	1,214	57.1%
With Householder Child	91	4.3%
With Other Relative householder	83	3.9%
With Non-Related Householder	6	0.3%
In Nonfamily households:		
Male Living Alone	188	8.8%
Female Living Alone	493	23.2%
Other	36	1.7%

In group quarters:

Institutionalized population	0	0.0%
Noninstitutionalized population	14	0.7%

2000 U.S. Census Data - Report 4c

Cluster: 71
Vicariate: Montgomery

FS#: 2225

Parish:

St. Matthew

What do we know about Catholic Households?	Population		Households	
	#	Pct.	#	Pct.
Registered Catholic (Total)	3,736	100.0%	1,566	100.0%
Single Person Households	299	8.0%	299	19.1%
Religiously Mixed Households			225	14.4%
Contributing Households			1,007	64.3%

Household Charts:




Base: Total Registered Catholic Households

How many housing units are in the parish?

Housing Units

	#	Pct. of Total
Total Housing Units	6,358	100.0%
Occupied	6,094	95.8%
Owner-occupied	3,700	58.2%
Renter-occupied	2,394	37.7%
Vacant	264	4.2%



Notes:

- (a) Sources: U.S. Census Bureau; 2000 Census of Population and Housing, Summary File 1; (August 2001), 2000 Annual Pastoral Report, completed by pastors for the Chancery Office.
- (b) Data are calculated by assignment and aggregation of census block/tract to reported geography.
- (c) Percentages may not total to 100% due to rounding.
- (d) Average Household and Average Family Size computed as means.

2000 U.S. Census Reports 4a, 4b, and 4c

The U.S. Census Bureau collects data on the people of the United States every 10 years. The 2000 U.S. Census Reports are produced by the Office for Research and Planning of the Archdiocese of Philadelphia for use by pastors. A complete glossary of U.S. Census terminology may be found at: <http://www.census.gov/main/www/glossary.html>. Listed below are definitions to help you understand U.S. Census Reports 4a, 4b, and 4c.

Important Definitions from the U.S. Census:

The census reports two main kinds of housing: households and group quarters:

A **household** is a house, apartment, mobile home or trailer, or a single/group of rooms occupied as separate living quarters.

A **family** includes a householder (the person in whose name the home is owned or rented) and one or more people living in the same household who are related to the householder by birth, marriage, or adoption.

Non-family households are comprised of a householder living alone or with non-relatives only.

In most cases, the **householder** is the person (or one of the people) in whose name the home is owned or rented and/or is listed as Person 1 on the census questionnaire.

A household which contains **unmarried partners** (a householder and his or her partner who are not legally married or participating in a common law marriage) can be either a family or a non-family household. If related persons (e.g. children) live there also, this would be a family household.

Institutional Group Quarters contain people under the care or supervision of trained staff, and classified as "patients" or "inmates" in juvenile and correctional institutions, nursing homes and hospitals for chronically ill.

Non-Institutional Group Quarters contain people living in group quarters other than institutions including college dormitories, religious/other group homes, missions and shelters.

A **Housing Unit** is a house, apartment, mobile home or trailer, group of rooms, or a single room occupied as separate living quarters in which occupants live separately from other individuals in the building.

The following terms are used by the Chancery and the Research and Planning Office when collecting data in the Annual Pastoral Report:

A **Religiously Mixed Household** is a registered household in which at least one member is not Catholic.

A **Contributing Household** is a registered household that regularly uses Church envelopes or is a known financial contributor.