

2000 U.S. Census Data - Report 4a

Cluster: 63
Vicariate: Delaware

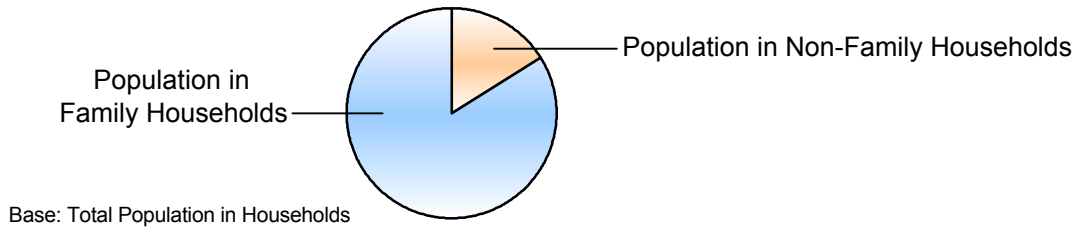
FS# : 2235

Parish: **Blessed Virgin Mary**

	Population		Households	
	#	Pct.	#	Pct.
Total (in Parish Boundaries)	13,675	100.0%	5,006	100.0%

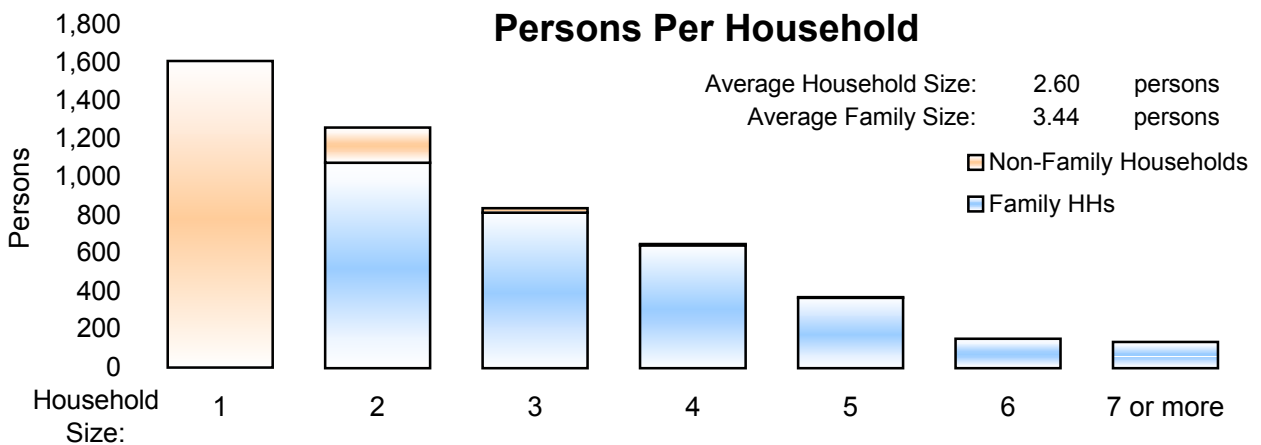
Where do people live?

	Population #	Population Pct.	Households #	Households Pct.
In Households	13,030	95.3%	5,006	100.0%
Family Households	10,913	79.8%	3,176	63.4%
Married Couple Family			1,687	33.7%
Male Householder, no wife present			281	5.6%
Female Householder, no husband present			1,208	24.1%



	Population		Households	
	#	Pct.	#	Pct.
Non-Family Households	2,117	15.5%	1,830	36.6%
Single Person Households (total)	1,608	11.8%	1,608	32.1%
Single Person Households Over 65 Years	616	4.5%	616	12.3%
Other Non Family Households (total)	509	3.7%	222	4.4%

Households with: Same-Sex Unmarried Partners	In Family or Non-Family Households	27	0.5%
Households with: Opposite-Sex Unmarried Partners	In Family or Non-Family Households	289	5.8%



	Population #	Population Pct.
In Group Quarters (Total)	645	4.7%
Institutional Population	492	3.6%
Noninstitutionalized Population	153	1.1%

2000 U.S. Census Data - Report 4b

Cluster: 63
Vicariate: Delaware

FS#: 2235

Parish: **Blessed Virgin Mary**

Population

Where do Children - Under Age 18 - Live?

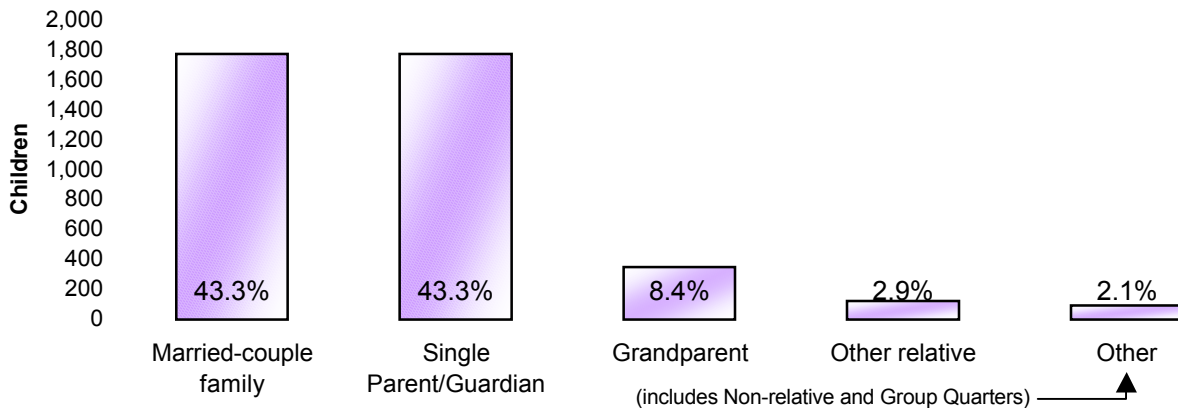
Total Children - Under Age 18 (in Parish Boundaries)

In Households

	#	Pct.
Total Children - Under Age 18 (in Parish Boundaries)	4,099	100.0%
In Households	4,098	100.0%
Householder or spouse is under 18	3	0.1%
With Related:		
Married-couple family	1,773	43.3%
Male householder, no wife present	251	6.1%
Female householder, no husband present	1,523	37.2%
Grandparent householder	345	8.4%
Other related householder	119	2.9%
With Nonrelatives	84	2.0%

In Group Quarters

Institutionalized population	1	0.0%
Noninstitutionalized population	0	0.0%



Where do Adults - Age 65 and older - Live?

Total Adults - Age 65 and older (in Parish Boundaries)

In Households

	#	Pct.
Total Adults - Age 65 and older (in Parish Boundaries)	2,107	100.0%
In Households	1,530	72.6%
Family Households:		
Is Householder or Spouse	732	34.7%
With Householder Child	73	3.5%
With Other Relative householder	60	2.8%
With Non-Related Householder	8	0.4%
In Nonfamily households:		
Male Living Alone	168	8.0%
Female Living Alone	448	21.3%
Other	41	1.9%

In group quarters:

Institutionalized population	577	27.4%
Noninstitutionalized population	476	22.6%
	101	4.8%

2000 U.S. Census Data - Report 4c

Cluster: 63
Vicariate: Delaware

FS#: 2235

Parish:

Blessed Virgin Mary

What do we know about Catholic Households?	Population		Households	
	#	Pct.	#	Pct.
Registered Catholic (Total)	3,849	100.0%	1,234	100.0%
Single Person Households	585	15.2%	585	47.4%
Religiously Mixed Households			140	11.3%
Contributing Households			314	25.4%

Household Charts:

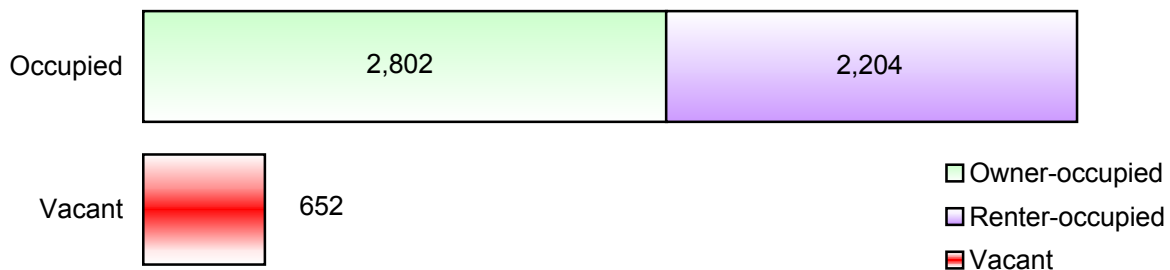


Base: Total Registered Catholic Households

How many housing units are in the parish?

Housing Units

	#	Pct. of Total
Total Housing Units	5,658	100.0%
Occupied	5,006	88.5%
Owner-occupied	2,802	49.5%
Renter-occupied	2,204	39.0%
Vacant	652	11.5%



- Notes:
- (a) Sources: U.S. Census Bureau; 2000 Census of Population and Housing, Summary File 1; (August 2001), 2000 Annual Pastoral Report, completed by pastors for the Chancery Office.
 - (b) Data are calculated by assignment and aggregation of census block/tract to reported geography.
 - (c) Percentages may not total to 100% due to rounding.
 - (d) Average Household and Average Family Size computed as means.

2000 U.S. Census Reports 4a, 4b, and 4c

The U.S. Census Bureau collects data on the people of the United States every 10 years. The 2000 U.S. Census Reports are produced by the Office for Research and Planning of the Archdiocese of Philadelphia for use by pastors. A complete glossary of U.S. Census terminology may be found at: <http://www.census.gov/main/www/glossary.html>. Listed below are definitions to help you understand U.S. Census Reports 4a, 4b, and 4c.

Important Definitions from the U.S. Census:

The census reports two main kinds of housing: households and group quarters:

A **household** is a house, apartment, mobile home or trailer, or a single/group of rooms occupied as separate living quarters.

A **family** includes a householder (the person in whose name the home is owned or rented) and one or more people living in the same household who are related to the householder by birth, marriage, or adoption.

Non-family households are comprised of a householder living alone or with non-relatives only.

In most cases, the **householder** is the person (or one of the people) in whose name the home is owned or rented and/or is listed as Person 1 on the census questionnaire.

A household which contains **unmarried partners** (a householder and his or her partner who are not legally married or participating in a common law marriage) can be either a family or a non-family household. If related persons (e.g. children) live there also, this would be a family household.

Institutional Group Quarters contain people under the care or supervision of trained staff, and classified as "patients" or "inmates" in juvenile and correctional institutions, nursing homes and hospitals for chronically ill.

Non-Institutional Group Quarters contain people living in group quarters other than institutions including college dormitories, religious/other group homes, missions and shelters.

A **Housing Unit** is a house, apartment, mobile home or trailer, group of rooms, or a single room occupied as separate living quarters in which occupants live separately from other individuals in the building.

The following terms are used by the Chancery and the Research and Planning Office when collecting data in the Annual Pastoral Report:

A **Religiously Mixed Household** is a registered household in which at least one member is not Catholic.

A **Contributing Household** is a registered household that regularly uses Church envelopes or is a known financial contributor.