

2000 U.S. Census Data - Report 4a

Cluster: 76
Vicariate: Montgomery

FS#: 2240

Parish:

St. Mary

Total (in Parish Boundaries)

Where do people live?

In Households

Family Households

Married Couple Family
Male Householder, no wife present
Female Householder, no husband present

Population		Households	
#	Pct.	#	Pct.
19,155	100.0%	6,672	100.0%

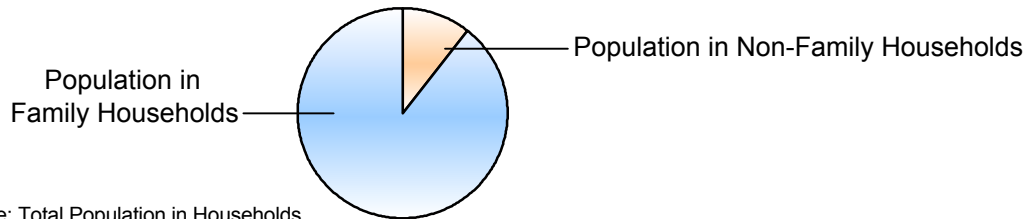
18,513 96.6% 6,672 100.0%

16,543 86.4% 5,109 76.6%

4,475 67.1%

194 2.9%

440 6.6%

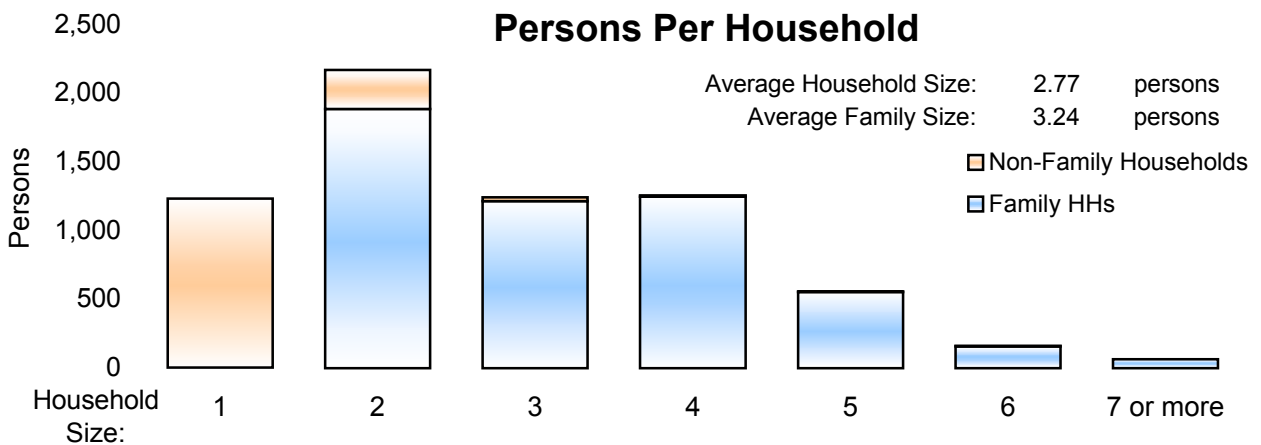


Non-Family Households

Single Person Households (total)
Single Person Households Over 65 Years
Other Non Family Households (total)

Population		Households	
#	Pct.	#	Pct.
1,970	10.3%	1,563	23.4%
1,232	6.4%	1,232	18.5%
351	1.8%	351	5.3%
738	3.9%	331	5.0%

Households with: Same-Sex Unmarried Partners	In Family or Non-Family Households	24	0.4%
Households with: Opposite-Sex Unmarried Partners		312	4.7%



In Group Quarters (Total)

Institutional Population
Noninstitutionalized Population

Population	
#	Pct.
642	3.4%
266	1.4%
376	2.0%

2000 U.S. Census Data - Report 4b

Cluster: 76
Vicariate: Montgomery

FS#: 2240

Parish: **St. Mary**

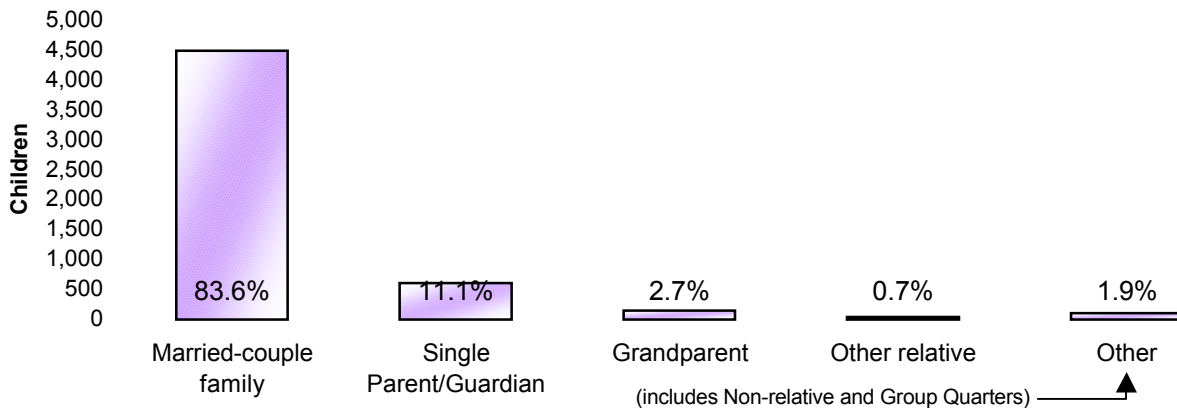
Population

Where do Children - Under Age 18 - Live?

Total Children - Under Age 18 (in Parish Boundaries)

In Households

	#	Pct.
Total Children - Under Age 18 (in Parish Boundaries)	5,362	100.0%
<i>In Households</i>	5,324	99.3%
Householder or spouse is under 18	0	0.0%
With Related:		
Married-couple family	4,485	83.6%
Male householder, no wife present	189	3.5%
Female householder, no husband present	408	7.6%
Grandparent householder	143	2.7%
Other related householder	37	0.7%
With Nonrelatives	62	1.2%
<i>In Group Quarters</i>	38	0.7%
Institutionalized population	37	0.7%
Noninstitutionalized population	1	0.0%



Where do Adults - Age 65 and older - Live?

Total Adults - Age 65 and older (in Parish Boundaries)

In Households

	#	Pct.
Total Adults - Age 65 and older (in Parish Boundaries)	1,746	100.0%
<i>In Households</i>	1,517	86.9%
Family Households:		
Is Householder or Spouse	970	55.6%
With Householder Child	90	5.2%
With Other Relative householder	67	3.8%
With Non-Related Householder	10	0.6%
In Nonfamily households:		
Male Living Alone	90	5.2%
Female Living Alone	261	14.9%
Other	29	1.7%
<i>In group quarters:</i>	229	13.1%
Institutionalized population	227	13.0%
Noninstitutionalized population	2	0.1%

2000 U.S. Census Data - Report 4c

Cluster: 76
Vicariate: Montgomery

FS#: 2240

Parish:

St. Mary

What do we know about Catholic Households?	Population		Households	
	#	Pct.	#	Pct.
Registered Catholic (Total)	6,141	100.0%	1,776	100.0%
Single Person Households	159	2.6%	159	9.0%
Religiously Mixed Households			254	14.3%
Contributing Households			725	40.8%

Household Charts:




Base: Total Registered Catholic Households

How many housing units are in the parish?

Housing Units

	#	Pct. of Total
Total Housing Units	6,905	100.0%
Occupied	6,672	96.6%
Owner-occupied	5,535	80.2%
Renter-occupied	1,137	16.5%
Vacant	233	3.4%



- Notes:
- (a) Sources: U.S. Census Bureau; 2000 Census of Population and Housing, Summary File 1; (August 2001), 2000 Annual Pastoral Report, completed by pastors for the Chancery Office.
 - (b) Data are calculated by assignment and aggregation of census block/tract to reported geography.
 - (c) Percentages may not total to 100% due to rounding.
 - (d) Average Household and Average Family Size computed as means.

2000 U.S. Census Reports 4a, 4b, and 4c

The U.S. Census Bureau collects data on the people of the United States every 10 years. The 2000 U.S. Census Reports are produced by the Office for Research and Planning of the Archdiocese of Philadelphia for use by pastors. A complete glossary of U.S. Census terminology may be found at: <http://www.census.gov/main/www/glossary.html>. Listed below are definitions to help you understand U.S. Census Reports 4a, 4b, and 4c.

Important Definitions from the U.S. Census:

The census reports two main kinds of housing: households and group quarters:

A **household** is a house, apartment, mobile home or trailer, or a single/group of rooms occupied as separate living quarters.

A **family** includes a householder (the person in whose name the home is owned or rented) and one or more people living in the same household who are related to the householder by birth, marriage, or adoption.

Non-family households are comprised of a householder living alone or with non-relatives only.

In most cases, the **householder** is the person (or one of the people) in whose name the home is owned or rented and/or is listed as Person 1 on the census questionnaire.

A household which contains **unmarried partners** (a householder and his or her partner who are not legally married or participating in a common law marriage) can be either a family or a non-family household. If related persons (e.g. children) live there also, this would be a family household.

Institutional Group Quarters contain people under the care or supervision of trained staff, and classified as "patients" or "inmates" in juvenile and correctional institutions, nursing homes and hospitals for chronically ill.

Non-Institutional Group Quarters contain people living in group quarters other than institutions including college dormitories, religious/other group homes, missions and shelters.

A **Housing Unit** is a house, apartment, mobile home or trailer, group of rooms, or a single room occupied as separate living quarters in which occupants live separately from other individuals in the building.

The following terms are used by the Chancery and the Research and Planning Office when collecting data in the Annual Pastoral Report:

A **Religiously Mixed Household** is a registered household in which at least one member is not Catholic.

A **Contributing Household** is a registered household that regularly uses Church envelopes or is a known financial contributor.