

2000 U.S. Census Data - Report 4a

Cluster: 43
Vicariate: Chester

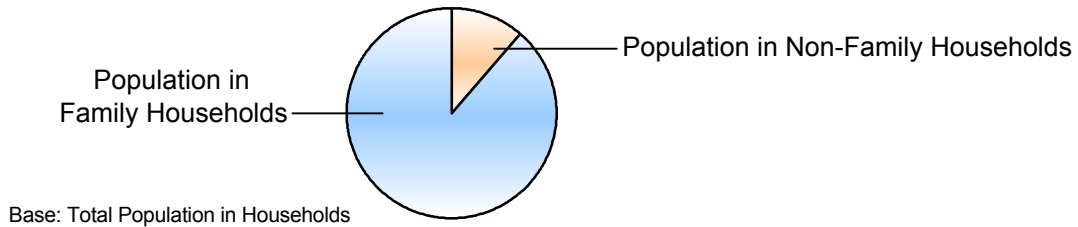
FS# : 2245

Parish: **St. Joseph**

	Population		Households	
	#	Pct.	#	Pct.
Total (in Parish Boundaries)	35,251	100.0%	12,551	100.0%

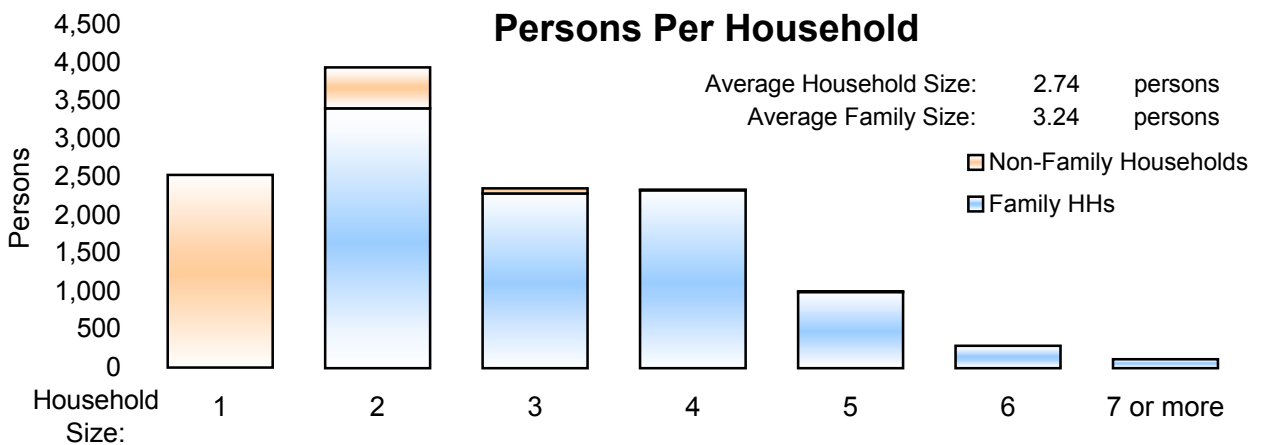
Where do people live?

	Population #	Population Pct.	Households #	Households Pct.
In Households	34,373	97.5%	12,551	100.0%
Family Households	30,471	86.4%	9,398	74.9%
Married Couple Family			7,812	62.2%
Male Householder, no wife present			456	3.6%
Female Householder, no husband present			1,130	9.0%



	Population #	Population Pct.	Households #	Households Pct.
Non-Family Households	3,902	11.1%	3,153	25.1%
Single Person Households (total)	2,525	7.2%	2,525	20.1%
Single Person Households Over 65 Years	732	2.1%	732	5.8%
Other Non Family Households (total)	1,377	3.9%	628	5.0%

Households with: Same-Sex Unmarried Partners	In Family or Non-Family Households	58	0.5%
Households with: Opposite-Sex Unmarried Partners	In Family or Non-Family Households	536	4.3%



	Population #	Population Pct.
In Group Quarters (Total)	878	2.5%
Institutional Population	674	1.9%
Noninstitutionalized Population	204	0.6%

2000 U.S. Census Data - Report 4b

Cluster: 43
Vicariate: Chester

FS#: 2245

Parish: **St. Joseph**

Population

Where do Children - Under Age 18 - Live?

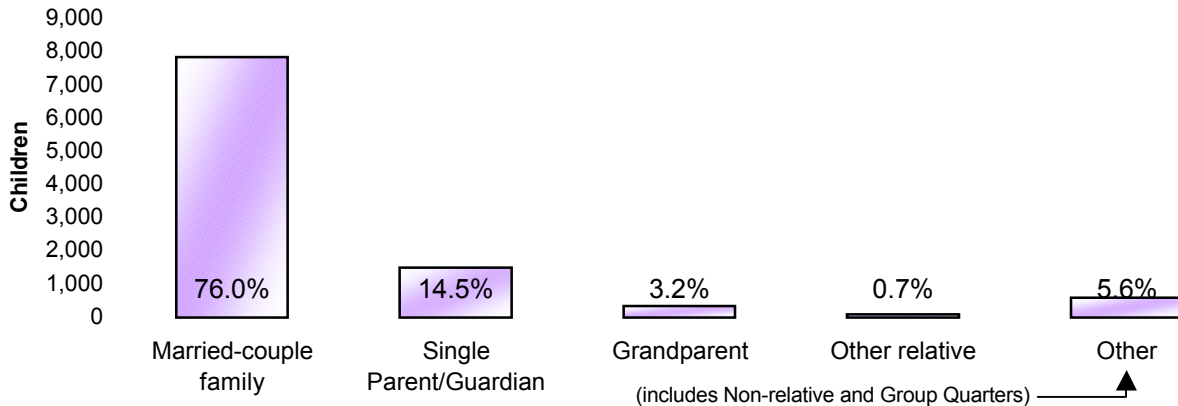
Total Children - Under Age 18 (in Parish Boundaries)

In Households

	#	Pct.
Total Children - Under Age 18 (in Parish Boundaries)	10,280	100.0%
In Households	9,801	95.3%
Householder or spouse is under 18	1	0.0%
With Related:		
Married-couple family	7,816	76.0%
Male householder, no wife present	371	3.6%
Female householder, no husband present	1,122	10.9%
Grandparent householder	325	3.2%
Other related householder	74	0.7%
With Nonrelatives	92	0.9%

In Group Quarters

In Group Quarters	479	4.7%
Institutionalized population	471	4.6%
Noninstitutionalized population	8	0.1%



Where do Adults - Age 65 and older - Live?

Total Adults - Age 65 and older (in Parish Boundaries)

In Households

	#	Pct.
Total Adults - Age 65 and older (in Parish Boundaries)	3,097	100.0%
In Households	2,960	95.6%
Family Households:		
Is Householder or Spouse	1,837	59.3%
With Householder Child	184	5.9%
With Other Relative householder	151	4.9%
With Non-Related Householder	9	0.3%
In Nonfamily households:		
Male Living Alone	163	5.3%
Female Living Alone	569	18.4%
Other	47	1.5%

In group quarters:

In group quarters:	137	4.4%
Institutionalized population	125	4.0%
Noninstitutionalized population	12	0.4%

2000 U.S. Census Data - Report 4c

Cluster: 43
Vicariate: Chester

FS#: 2245

Parish: **St. Joseph**

What do we know about Catholic Households?	Population		Households	
	#	Pct.	#	Pct.
Registered Catholic (Total)	11,256	100.0%	3,530	100.0%
Single Person Households	384	3.4%	384	10.9%
Religiously Mixed Households			702	19.9%
Contributing Households			2,391	67.7%

Household Charts:




Base: Total Registered Catholic Households

How many housing units are in the parish?

Housing Units

	#	Pct. of Total
Total Housing Units	12,947	100.0%
Occupied	12,551	96.9%
Owner-occupied	9,882	76.3%
Renter-occupied	2,669	20.6%
Vacant	396	3.1%



- Notes:
- (a) Sources: U.S. Census Bureau; 2000 Census of Population and Housing, Summary File 1; (August 2001), 2000 Annual Pastoral Report, completed by pastors for the Chancery Office.
 - (b) Data are calculated by assignment and aggregation of census block/tract to reported geography.
 - (c) Percentages may not total to 100% due to rounding.
 - (d) Average Household and Average Family Size computed as means.

2000 U.S. Census Reports 4a, 4b, and 4c

The U.S. Census Bureau collects data on the people of the United States every 10 years. The 2000 U.S. Census Reports are produced by the Office for Research and Planning of the Archdiocese of Philadelphia for use by pastors. A complete glossary of U.S. Census terminology may be found at: <http://www.census.gov/main/www/glossary.html>. Listed below are definitions to help you understand U.S. Census Reports 4a, 4b, and 4c.

Important Definitions from the U.S. Census:

The census reports two main kinds of housing: households and group quarters:

A **household** is a house, apartment, mobile home or trailer, or a single/group of rooms occupied as separate living quarters.

A **family** includes a householder (the person in whose name the home is owned or rented) and one or more people living in the same household who are related to the householder by birth, marriage, or adoption.

Non-family households are comprised of a householder living alone or with non-relatives only.

In most cases, the **householder** is the person (or one of the people) in whose name the home is owned or rented and/or is listed as Person 1 on the census questionnaire.

A household which contains **unmarried partners** (a householder and his or her partner who are not legally married or participating in a common law marriage) can be either a family or a non-family household. If related persons (e.g. children) live there also, this would be a family household.

Institutional Group Quarters contain people under the care or supervision of trained staff, and classified as "patients" or "inmates" in juvenile and correctional institutions, nursing homes and hospitals for chronically ill.

Non-Institutional Group Quarters contain people living in group quarters other than institutions including college dormitories, religious/other group homes, missions and shelters.

A **Housing Unit** is a house, apartment, mobile home or trailer, group of rooms, or a single room occupied as separate living quarters in which occupants live separately from other individuals in the building.

The following terms are used by the Chancery and the Research and Planning Office when collecting data in the Annual Pastoral Report:

A **Religiously Mixed Household** is a registered household in which at least one member is not Catholic.

A **Contributing Household** is a registered household that regularly uses Church envelopes or is a known financial contributor.