

2000 U.S. Census Data - Report 4a

Cluster: 65
Vicariate: Delaware

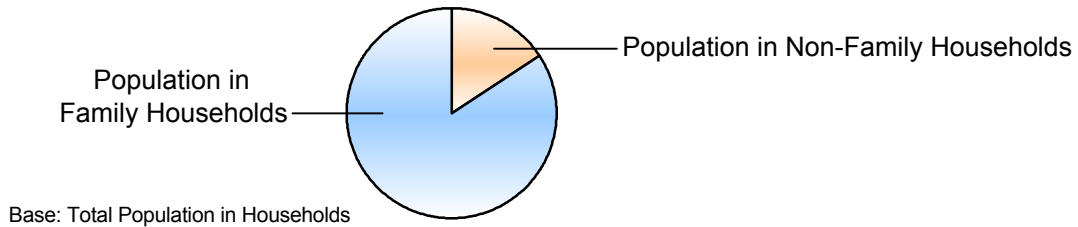
FS# : 2290

Parish: **St. Rose of Lima**

	Population		Households	
	#	Pct.	#	Pct.
Total (in Parish Boundaries)	6,376	100.0%	2,451	100.0%

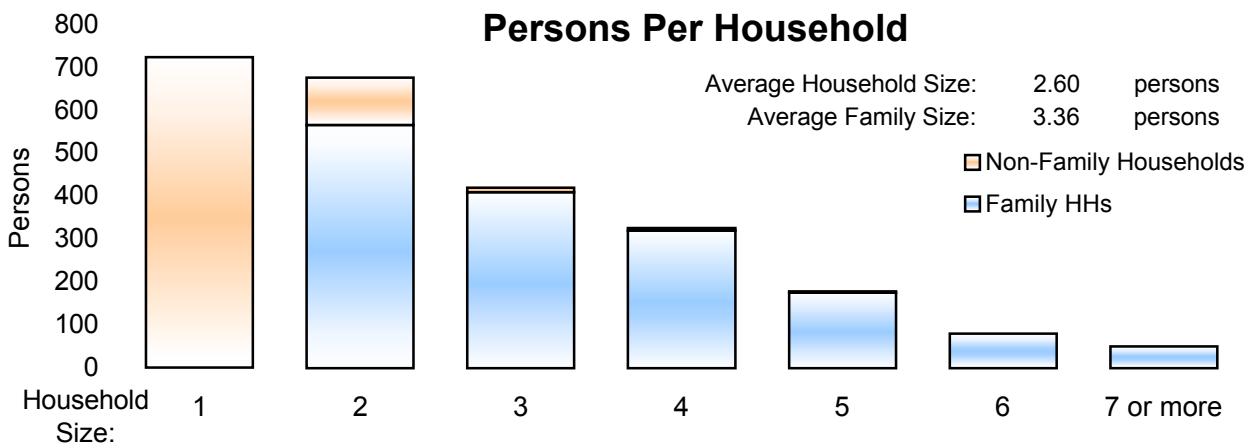
Where do people live?

	Population #	Population Pct.	Households #	Households Pct.
In Households	6,374	100.0%	2,451	100.0%
Family Households	5,362	84.1%	1,598	65.2%
Married Couple Family			1,001	40.8%
Male Householder, no wife present			134	5.5%
Female Householder, no husband present			463	18.9%



	Population #	Population Pct.	Households #	Households Pct.
Non-Family Households	1,012	15.9%	853	34.8%
Single Person Households (total)	724	11.4%	724	29.5%
Single Person Households Over 65 Years	260	4.1%	260	10.6%
Other Non Family Households (total)	288	4.5%	129	5.3%

Households with: Same-Sex Unmarried Partners	In Family or Non-Family Households	9	0.4%
Households with: Opposite-Sex Unmarried Partners	In Family or Non-Family Households	145	5.9%



	Population #	Population Pct.
In Group Quarters (Total)	2	0.0%
Institutional Population	0	0.0%
Noninstitutionalized Population	2	0.0%

2000 U.S. Census Data - Report 4b

Cluster: 65
Vicariate: Delaware

FS#: 2290

Parish: **St. Rose of Lima**

Population

Where do Children - Under Age 18 - Live?

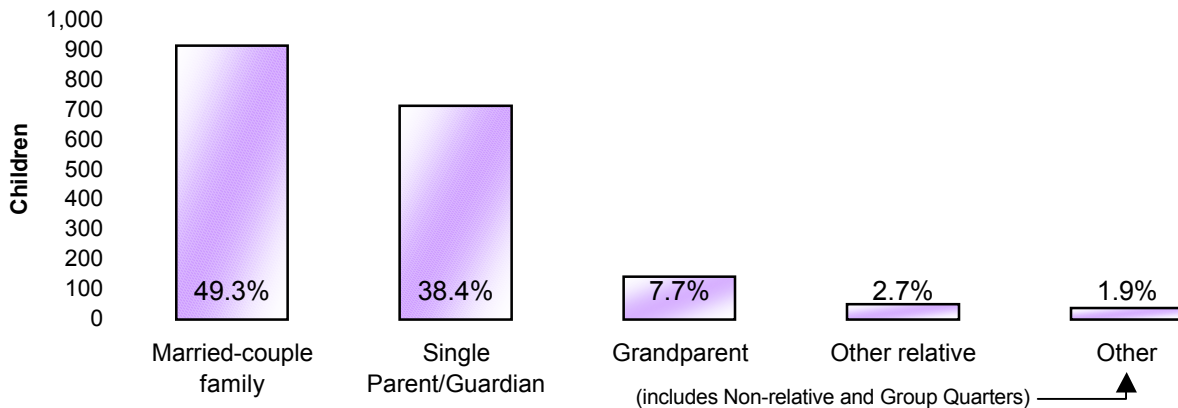
Total Children - Under Age 18 (in Parish Boundaries)

In Households

	#	Pct.
Total Children - Under Age 18 (in Parish Boundaries)	1,855	100.0%
<i>In Households</i>	1,855	100.0%
Householder or spouse is under 18	2	0.1%
With Related:		
Married-couple family	914	49.3%
Male householder, no wife present	129	7.0%
Female householder, no husband present	584	31.5%
Grandparent householder	142	7.7%
Other related householder	50	2.7%
With Nonrelatives	34	1.8%

In Group Quarters

Institutionalized population	0	0.0%
Noninstitutionalized population	0	0.0%



Where do Adults - Age 65 and older - Live?

Total Adults - Age 65 and older (in Parish Boundaries)

In Households

	#	Pct.
Total Adults - Age 65 and older (in Parish Boundaries)	851	100.0%
<i>In Households</i>	851	100.0%
Family Households:		
Is Householder or Spouse	512	60.2%
With Householder Child	33	3.9%
With Other Relative householder	30	3.5%
With Non-Related Householder	2	0.2%
In Nonfamily households:		
Male Living Alone	85	10.0%
Female Living Alone	175	20.6%
Other	14	1.6%

In group quarters:

Institutionalized population	0	0.0%
Noninstitutionalized population	0	0.0%

2000 U.S. Census Data - Report 4c

Cluster: 65
Vicariate: Delaware

FS#: 2290

Parish: **St. Rose of Lima**

What do we know about Catholic Households?	Population		Households	
	#	Pct.	#	Pct.
Registered Catholic (Total)	2,629	100.0%	946	100.0%
Single Person Households	201	7.6%	201	21.2%
Religiously Mixed Households			179	18.9%
Contributing Households			390	41.2%

Household Charts:

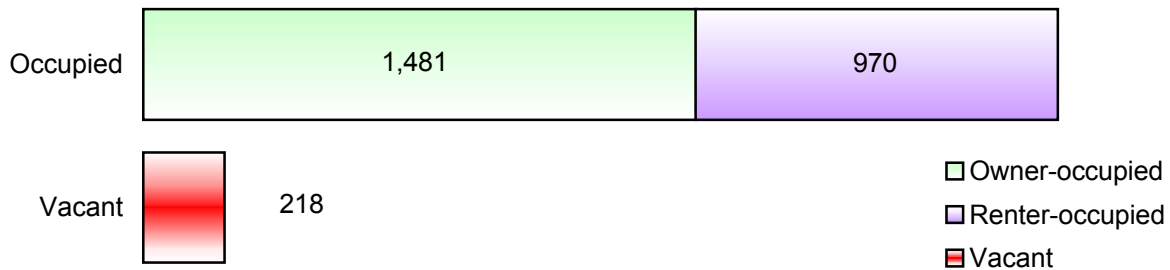


Base: Total Registered Catholic Households

How many housing units are in the parish?

Housing Units

	#	Pct. of Total
Total Housing Units	2,669	100.0%
Occupied	2,451	91.8%
Owner-occupied	1,481	55.5%
Renter-occupied	970	36.3%
Vacant	218	8.2%



- Notes:
- (a) Sources: U.S. Census Bureau; 2000 Census of Population and Housing, Summary File 1; (August 2001), 2000 Annual Pastoral Report, completed by pastors for the Chancery Office.
 - (b) Data are calculated by assignment and aggregation of census block/tract to reported geography.
 - (c) Percentages may not total to 100% due to rounding.
 - (d) Average Household and Average Family Size computed as means.

2000 U.S. Census Reports 4a, 4b, and 4c

The U.S. Census Bureau collects data on the people of the United States every 10 years. The 2000 U.S. Census Reports are produced by the Office for Research and Planning of the Archdiocese of Philadelphia for use by pastors. A complete glossary of U.S. Census terminology may be found at: <http://www.census.gov/main/www/glossary.html>. Listed below are definitions to help you understand U.S. Census Reports 4a, 4b, and 4c.

Important Definitions from the U.S. Census:

The census reports two main kinds of housing: households and group quarters:

A **household** is a house, apartment, mobile home or trailer, or a single/group of rooms occupied as separate living quarters.

A **family** includes a householder (the person in whose name the home is owned or rented) and one or more people living in the same household who are related to the householder by birth, marriage, or adoption.

Non-family households are comprised of a householder living alone or with non-relatives only.

In most cases, the **householder** is the person (or one of the people) in whose name the home is owned or rented and/or is listed as Person 1 on the census questionnaire.

A household which contains **unmarried partners** (a householder and his or her partner who are not legally married or participating in a common law marriage) can be either a family or a non-family household. If related persons (e.g. children) live there also, this would be a family household.

Institutional Group Quarters contain people under the care or supervision of trained staff, and classified as "patients" or "inmates" in juvenile and correctional institutions, nursing homes and hospitals for chronically ill.

Non-Institutional Group Quarters contain people living in group quarters other than institutions including college dormitories, religious/other group homes, missions and shelters.

A **Housing Unit** is a house, apartment, mobile home or trailer, group of rooms, or a single room occupied as separate living quarters in which occupants live separately from other individuals in the building.

The following terms are used by the Chancery and the Research and Planning Office when collecting data in the Annual Pastoral Report:

A **Religiously Mixed Household** is a registered household in which at least one member is not Catholic.

A **Contributing Household** is a registered household that regularly uses Church envelopes or is a known financial contributor.