

2000 U.S. Census Data - Report 4a

Cluster: 52
Vicariate: Chester

FS# : 2305

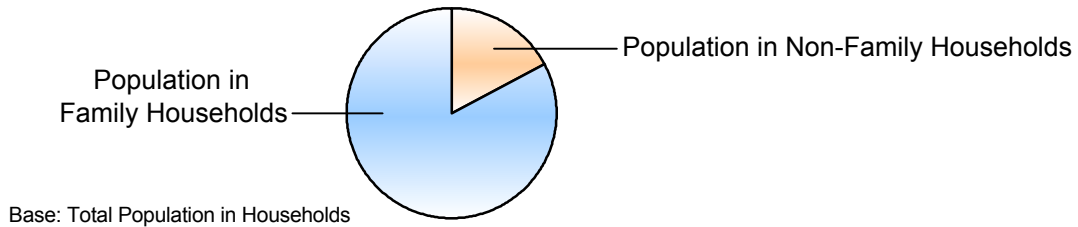
Parish:

SS. Philip and James

	Population		Households	
	#	Pct.	#	Pct.
Total (in Parish Boundaries)	25,823	100.0%	10,228	100.0%

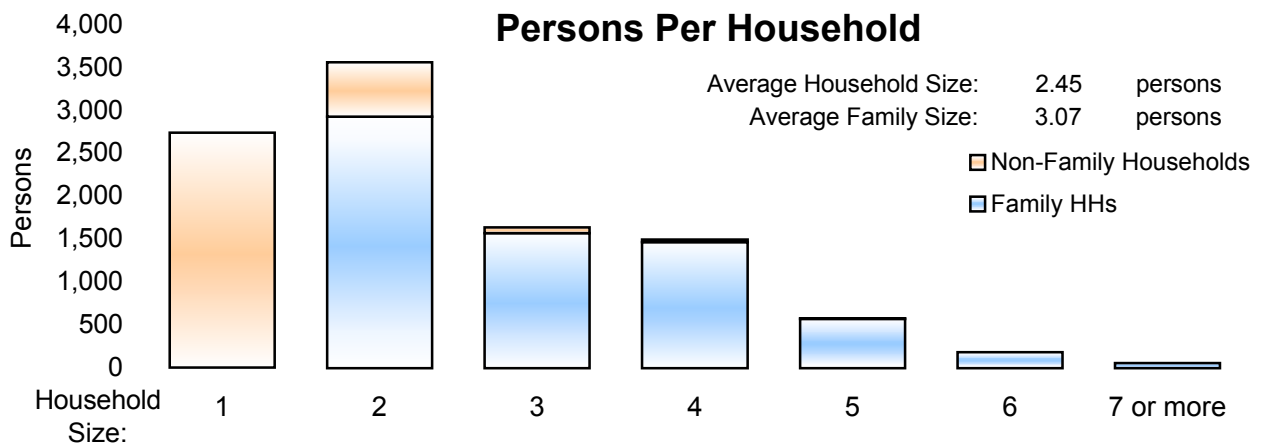
Where do people live?

	Population	Pct.	Households	Pct.
In Households	25,067	97.1%	10,228	100.0%
Family Households	20,735	80.3%	6,760	66.1%
Married Couple Family			5,688	55.6%
Male Householder, no wife present			262	2.6%
Female Householder, no husband present			810	7.9%



	Population		Households	
	#	Pct.	#	Pct.
Non-Family Households	4,332	16.8%	3,468	33.9%
Single Person Households (total)	2,738	10.6%	2,738	26.8%
Single Person Households Over 65 Years	522	2.0%	522	5.1%
Other Non Family Households (total)	1,594	6.2%	730	7.1%

Households with: Same-Sex Unmarried Partners	In Family or Non-Family Households	47	0.5%
Households with: Opposite-Sex Unmarried Partners	In Family or Non-Family Households	455	4.4%



	Population	
	#	Pct.
In Group Quarters (Total)	756	2.9%
Institutional Population	308	1.2%
Noninstitutionalized Population	448	1.7%

2000 U.S. Census Data - Report 4b

Cluster: 52
Vicariate: Chester

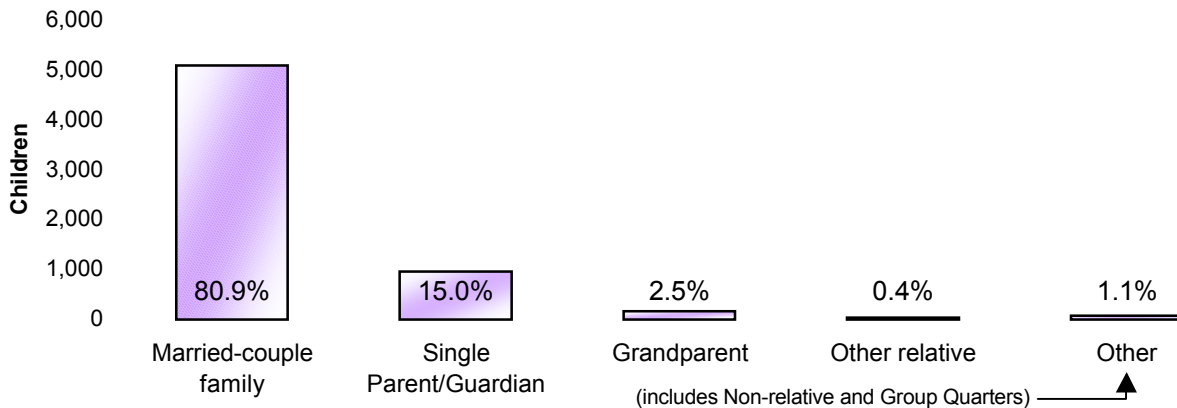
FS#: 2305

Parish: **SS. Philip and James**

Population

Where do Children - Under Age 18 - Live?

	#	Pct.
Total Children - Under Age 18 (in Parish Boundaries)	6,289	100.0%
<i>In Households</i>	6,269	99.7%
Householder or spouse is under 18	4	0.1%
With Related:		
Married-couple family	5,088	80.9%
Male householder, no wife present	199	3.2%
Female householder, no husband present	747	11.9%
Grandparent householder	158	2.5%
Other related householder	27	0.4%
With Nonrelatives	46	0.7%
<i>In Group Quarters</i>	20	0.3%
Institutionalized population	0	0.0%
Noninstitutionalized population	20	0.3%



Where do Adults - Age 65 and older - Live?

	#	Pct.
Total Adults - Age 65 and older (in Parish Boundaries)	2,519	100.0%
<i>In Households</i>	2,225	88.3%
Family Households:		
Is Householder or Spouse	1,452	57.6%
With Householder Child	100	4.0%
With Other Relative householder	84	3.3%
With Non-Related Householder	7	0.3%
In Nonfamily households:		
Male Living Alone	118	4.7%
Female Living Alone	404	16.0%
Other	60	2.4%
<i>In group quarters:</i>	294	11.7%
Institutionalized population	270	10.7%
Noninstitutionalized population	24	1.0%

2000 U.S. Census Data - Report 4c

Cluster: 52
Vicariate: Chester

FS#: 2305

Parish:

SS. Philip and James

What do we know about Catholic Households?	Population		Households	
	#	Pct.	#	Pct.
Registered Catholic (Total)	7,756	100.0%	2,502	100.0%
Single Person Households	340	4.4%	340	13.6%
Religiously Mixed Households			402	16.1%
Contributing Households			1,200	48.0%

Household Charts:




Base: Total Registered Catholic Households

How many housing units are in the parish?

Housing Units

	#	Pct. of Total
Total Housing Units	10,516	100.0%
Occupied	10,228	97.3%
Owner-occupied	6,889	65.5%
Renter-occupied	3,339	31.8%
Vacant	288	2.7%



- Notes:
- (a) Sources: U.S. Census Bureau; 2000 Census of Population and Housing, Summary File 1; (August 2001), 2000 Annual Pastoral Report, completed by pastors for the Chancery Office.
 - (b) Data are calculated by assignment and aggregation of census block/tract to reported geography.
 - (c) Percentages may not total to 100% due to rounding.
 - (d) Average Household and Average Family Size computed as means.

2000 U.S. Census Reports 4a, 4b, and 4c

The U.S. Census Bureau collects data on the people of the United States every 10 years. The 2000 U.S. Census Reports are produced by the Office for Research and Planning of the Archdiocese of Philadelphia for use by pastors. A complete glossary of U.S. Census terminology may be found at: <http://www.census.gov/main/www/glossary.html>. Listed below are definitions to help you understand U.S. Census Reports 4a, 4b, and 4c.

Important Definitions from the U.S. Census:

The census reports two main kinds of housing: households and group quarters:

A **household** is a house, apartment, mobile home or trailer, or a single/group of rooms occupied as separate living quarters.

A **family** includes a householder (the person in whose name the home is owned or rented) and one or more people living in the same household who are related to the householder by birth, marriage, or adoption.

Non-family households are comprised of a householder living alone or with non-relatives only.

In most cases, the **householder** is the person (or one of the people) in whose name the home is owned or rented and/or is listed as Person 1 on the census questionnaire.

A household which contains **unmarried partners** (a householder and his or her partner who are not legally married or participating in a common law marriage) can be either a family or a non-family household. If related persons (e.g. children) live there also, this would be a family household.

Institutional Group Quarters contain people under the care or supervision of trained staff, and classified as "patients" or "inmates" in juvenile and correctional institutions, nursing homes and hospitals for chronically ill.

Non-Institutional Group Quarters contain people living in group quarters other than institutions including college dormitories, religious/other group homes, missions and shelters.

A **Housing Unit** is a house, apartment, mobile home or trailer, group of rooms, or a single room occupied as separate living quarters in which occupants live separately from other individuals in the building.

The following terms are used by the Chancery and the Research and Planning Office when collecting data in the Annual Pastoral Report:

A **Religiously Mixed Household** is a registered household in which at least one member is not Catholic.

A **Contributing Household** is a registered household that regularly uses Church envelopes or is a known financial contributor.