

2000 U.S. Census Data - Report 4a

Cluster: 73
 Vicariate: Montgomery
 Parish:

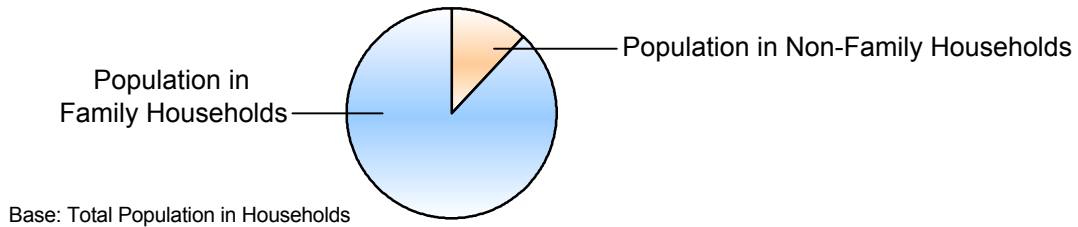
FS# : 2385

St. Albert the Great

	Population		Households	
	#	Pct.	#	Pct.
Total (in Parish Boundaries)	20,791	100.0%	7,913	100.0%

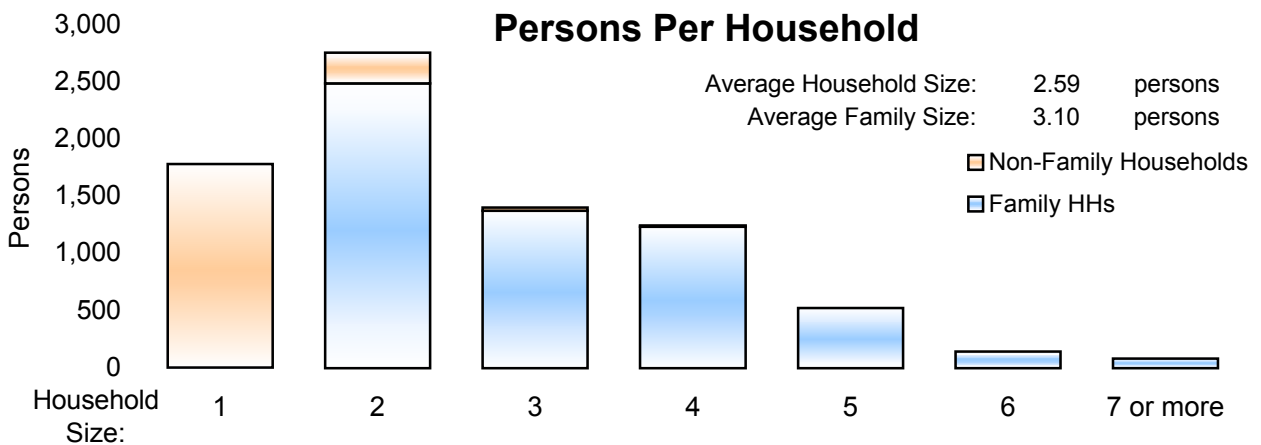
Where do people live?

	Population #	Population Pct.	Households #	Households Pct.
In Households	20,504	98.6%	7,913	100.0%
Family Households	18,083	87.0%	5,835	73.7%
Married Couple Family			4,734	59.8%
Male Householder, no wife present			300	3.8%
Female Householder, no husband present			801	10.1%



	Population #	Population Pct.	Households #	Households Pct.
Non-Family Households	2,421	11.6%	2,078	26.3%
Single Person Households (total)	1,779	8.6%	1,779	22.5%
Single Person Households Over 65 Years	852	4.1%	852	10.8%
Other Non Family Households (total)	642	3.1%	299	3.8%

Households with: Same-Sex Unmarried Partners	In Family or Non-Family Households	38	0.5%
Households with: Opposite-Sex Unmarried Partners	In Family or Non-Family Households	265	3.3%



	Population #	Population Pct.
In Group Quarters (Total)	287	1.4%
Institutional Population	127	0.6%
Noninstitutionalized Population	160	0.8%

2000 U.S. Census Data - Report 4b

Cluster: 73
Vicariate: Montgomery

FS#: 2385

Parish: **St. Albert the Great**

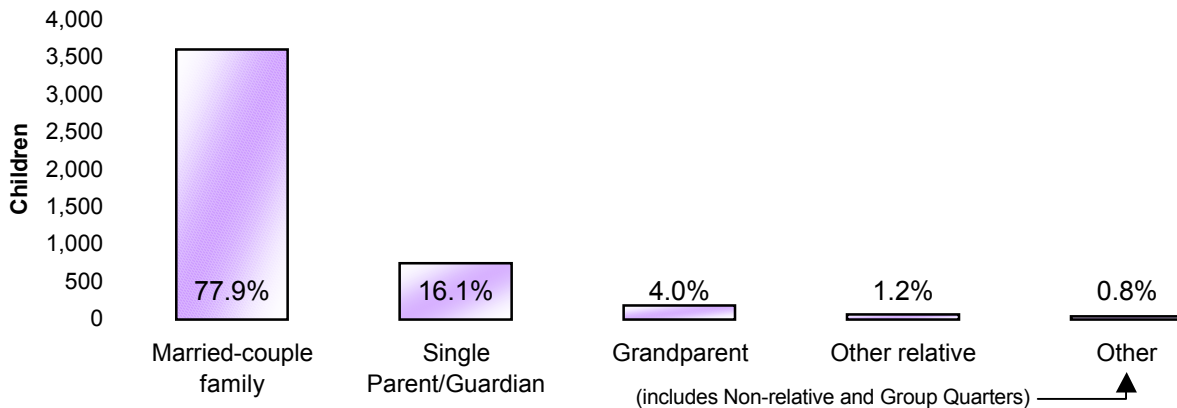
Population

Where do Children - Under Age 18 - Live?

Total Children - Under Age 18 (in Parish Boundaries)

In Households

	#	Pct.
Total Children - Under Age 18 (in Parish Boundaries)	4,628	100.0%
<i>In Households</i>	4,626	100.0%
Householder or spouse is under 18	3	0.1%
With Related:		
Married-couple family	3,605	77.9%
Male householder, no wife present	197	4.3%
Female householder, no husband present	549	11.9%
Grandparent householder	184	4.0%
Other related householder	57	1.2%
With Nonrelatives	31	0.7%
<i>In Group Quarters</i>	2	0.0%
Institutionalized population	0	0.0%
Noninstitutionalized population	2	0.0%



Where do Adults - Age 65 and older - Live?

Total Adults - Age 65 and older (in Parish Boundaries)

In Households

	#	Pct.
Total Adults - Age 65 and older (in Parish Boundaries)	3,427	100.0%
<i>In Households</i>	3,400	99.2%
Family Households:		
Is Householder or Spouse	2,130	62.2%
With Householder Child	190	5.5%
With Other Relative householder	165	4.8%
With Non-Related Householder	6	0.2%
In Nonfamily households:		
Male Living Alone	167	4.9%
Female Living Alone	685	20.0%
Other	57	1.7%
<i>In group quarters:</i>	27	0.8%
Institutionalized population	12	0.4%
Noninstitutionalized population	15	0.4%

2000 U.S. Census Data - Report 4c

Cluster: 73
Vicariate: Montgomery

FS#: 2385

Parish:

St. Albert the Great

What do we know about Catholic Households?	Population		Households	
	#	Pct.	#	Pct.
Registered Catholic (Total)	6,289	100.0%	2,133	100.0%
Single Person Households	480	7.6%	480	22.5%
Religiously Mixed Households			260	12.2%
Contributing Households			1,094	51.3%

Household Charts:




Base: Total Registered Catholic Households

How many housing units are in the parish?

Housing Units

	#	Pct. of Total
Total Housing Units	8,173	100.0%
Occupied	7,913	96.8%
Owner-occupied	5,025	61.5%
Renter-occupied	2,888	35.3%
Vacant	260	3.2%



Notes: (a) Sources: U.S. Census Bureau; 2000 Census of Population and Housing, Summary File 1; (August 2001), 2000 Annual Pastoral Report, completed by pastors for the Chancery Office.
(b) Data are calculated by assignment and aggregation of census block/tract to reported geography.
(c) Percentages may not total to 100% due to rounding.
(d) Average Household and Average Family Size computed as means.

2000 U.S. Census Reports 4a, 4b, and 4c

The U.S. Census Bureau collects data on the people of the United States every 10 years. The 2000 U.S. Census Reports are produced by the Office for Research and Planning of the Archdiocese of Philadelphia for use by pastors. A complete glossary of U.S. Census terminology may be found at: <http://www.census.gov/main/www/glossary.html>. Listed below are definitions to help you understand U.S. Census Reports 4a, 4b, and 4c.

Important Definitions from the U.S. Census:

The census reports two main kinds of housing: households and group quarters:

A **household** is a house, apartment, mobile home or trailer, or a single/group of rooms occupied as separate living quarters.

A **family** includes a householder (the person in whose name the home is owned or rented) and one or more people living in the same household who are related to the householder by birth, marriage, or adoption.

Non-family households are comprised of a householder living alone or with non-relatives only.

In most cases, the **householder** is the person (or one of the people) in whose name the home is owned or rented and/or is listed as Person 1 on the census questionnaire.

A household which contains **unmarried partners** (a householder and his or her partner who are not legally married or participating in a common law marriage) can be either a family or a non-family household. If related persons (e.g. children) live there also, this would be a family household.

Institutional Group Quarters contain people under the care or supervision of trained staff, and classified as "patients" or "inmates" in juvenile and correctional institutions, nursing homes and hospitals for chronically ill.

Non-Institutional Group Quarters contain people living in group quarters other than institutions including college dormitories, religious/other group homes, missions and shelters.

A **Housing Unit** is a house, apartment, mobile home or trailer, group of rooms, or a single room occupied as separate living quarters in which occupants live separately from other individuals in the building.

The following terms are used by the Chancery and the Research and Planning Office when collecting data in the Annual Pastoral Report:

A **Religiously Mixed Household** is a registered household in which at least one member is not Catholic.

A **Contributing Household** is a registered household that regularly uses Church envelopes or is a known financial contributor.